

F. No N-11011/27//2016- HFA-2 (FTS 16312)
Government of India
Ministry of Housing & Urban Poverty Alleviation
(HFA -II)


Nirman Bhawan, New Delhi,
Dated: 22nd August 2016

OFFICE MEMORANDUM

Subject: Minutes of the 11th meeting of the Central Sanctioning-cum-Monitoring Committee (CSMC) for Pradhan Mantri Awas Yojana-Housing for All (Urban).

The undersigned is directed to forward herewith a copy of the minutes of the 11th meeting of the Central Sanctioning-cum-Monitoring Committee (CSMC) for Pradhan Mantri Awas Yojana (PMAY)-Housing for All (Urban) Mission held on 11th August 2016 at New Delhi with Secretary, Ministry of Housing & Urban Poverty Alleviation in chair, for information and necessary action.

Encl: As above


(Shobana Pramod)
Under Secretary to the Govt. of India
Tel: 011- 23063029

To,

Members of the CSMC as follows:

1. Secretary, Ministry of Urban Development, Nirman Bhavan, New Delhi
2. Secretary, Department of Expenditure, Ministry of Finance, North Block, New Delhi.
3. Secretary, Ministry of Social Justice and Empowerment Shastri Bhavan, New Delhi.
4. Secretary, Department of Health and Family Welfare, Nirman Bhawan, New Delhi.
5. Secretary, Department of Financial Services, Ministry of Finance.
6. Secretary, Ministry of Labour & Employment, Shram Shakti Bhawan, New Delhi
7. Secretary, Ministry of Minority Affairs, Paryavaran Bhawan, New Delhi
8. Joint Secretary (UPA), MoHUPA.
9. Joint Secretary (Housing), M/o HUPA
10. Joint Secretary and Financial Adviser, Ministry of U D & M/o HUPA, Nirman Bhavan, New Delhi.
11. Mission Director (Smart Cities), MoUD.
12. Joint Secretary & Mission Director –in charge of HFA, MoHUPA

Copy to:

1. The Project Specialist, Housing Mission (SLNA), State Prescribed Authority, Government of Gujarat, 3rd Floor, Pragatinagar, Naranpura, Ahmedabad-380013.
2. The Principal Secretary Urban Local Bodies Department, New Civil Secretariat, Haryana, Sector 17, Chandigarh 160017
3. The Secretary (Housing), Govt. of Karnataka, Room No.213, 2nd Floor, Vikas Sauda, Dr. B.R. Ambedkar Road, BANGALORE-560001
4. The Secretary Urban Development, Govt. of Karnataka, Room No.435, Vikas Saudha, Bangalore-560001

Copy also to:

1. PPS to Secretary (HUPA)
2. PS to JS (UPA)
3. PS to JS (H)
4. CCA, M/o (UD & HUPA)
5. ED (BMTPC), India Habitat Centre, Lodhi Road, New Delhi
6. DCP (Projects), HUDCO, India Habitat Centre, Delhi
7. Director-(HFA-1), M/o HUPA
8. Director-(HFA-V), M/o HUPA
9. Deputy Secretary (IFD)
10. Deputy Secretary-HFA-4
11. Deputy Secretary-HFA-3
12. AEA (JRPC), NBO.
13. Head PMU, HFA mission
14. Dy. Chief MIS
15. Under Secretary-HFA-1/HFA-3/HFA-4
16. Section Officer-HFA-1/HFA-2 /HFA-3/HFA-4
17. Accounts Officer (JNNURM/HFA)

Shobana
(Shobana Pramod)

Under Secretary to the Govt. of India

Minutes of the Meeting
11th CSMC of PMAY (U)
11.08.2016

Table of Contents

| Sr No. | Contents | Page Number |
|--------|---|-------------|
| 1 | Confirmation of the minutes of the 10th CSMC meeting of PMAY(U) held on 22nd July 2016 | 2 |
| 2 | Central Assistance for 1 BLC project under PMAY(U) submitted by HARYANA | 2 |
| 3 | Central Assistance for 33 AHP, 207 BLC (New Construction) and 210 BLC (Enhancement) projects under PMAY(U) submitted by KARNATAKA | 4 |
| 4 | Discussion on CLSS | 8 |
| 5 | Other important observations | 8 |

Minutes of the 11th Central Sanctioning and Monitoring Committee (CSMC) meeting of Pradhan Manti Awas Yojana (Urban)- Housing for All Mission held on 11th August 2016

The 11th meeting of the Central Sanctioning and Monitoring Committee (CSMC) of Pradhan Mantri Awas Yojana (Urban) [PMAY(U)] was held on 11th August, 2016 at **11.00 A.M.** in the Conference Hall, NBO- Nirman Bhawan, with Secretary, Ministry of Housing and Urban Poverty Alleviation in chair. The list of participants is enclosed at **Annexure-I**.

2. At the outset, Secretary (HUPA) welcomed the participants/representatives from the State Governments, participants/officers of the Ministry and other departments.

3 Thereafter, JS (HFA) introduced the agenda for the meeting. The agenda items also form part of the minutes. The item wise minutes are recorded as follows:

| | |
|-----------|--|
| 4. | Confirmation of the minutes of the 10th CSMC meeting of PMAY(U)-HFA held on 22 nd July 2016 |
|-----------|--|

4.1 The agenda for the confirmation of the minutes of the **10th CSMC** meeting of PMAY(U)-HFA held on 22nd July 2016, without any amendment was circulated.


4.2 Subsequent to the 10th meeting of CSMC, State Government of Gujarat has sent a letter dated 26th July 2016 wherein it has been requested to drop one AHP project of Karamsad town, owing to non-availability of permission for the project because of formation of a new regional development authority. The above request of the State Government, has been taken on record.

4.3 Accordingly, annexure VII of the minutes of the 10th CSMC would be replaced by **Annexure II** of the minutes of 11th CSMC.

| | |
|----------|---|
| 5 | Central Assistance for 1 BLC projects under PMAY-HFA(U) submitted by HARYANA |
|----------|---|

A. Basic Information:

The proposal under consideration of CSMC was proposal for Central Assistance to Beneficiary led Construction (BLC) project submitted by State Government of Haryana for Yamunanagar – Jagadhari (01 town):

| | |
|------------|---|
| State: | Haryana |
| Component: | BLC (New Construction)  |

| | |
|---------------------------------------|----------------------------------|
| No. of Cities: | 01 |
| No. of Projects: | 01 |
| Total Project cost | Rs. 22.77 Crore |
| Central Share | Rs. 11.39 Crore |
| State Share | Rs. 7.59 Crore |
| ULB Share | - |
| Implementing Agency Share | - |
| Beneficiary Contribution | Rs. 3.80 Crore |
| Amount of 1st Instalment requested | Rs. 4.55 Crore |
| Total No. of DUs proposed | 759 |
| No. of EWS houses: | 759 |
| Whether Cities are approved under HFA | Yes |
| Appraisal by SLAC & Date | Yes; 14 th June, 2016 |
| Approval by SLSMC & Date | Yes; 14 th July, 2016 |

B. Additional information by the State:

| | |
|------|---|
| i. | For demand survey, tender has been floated. The State representative informed that tentative demand would be about 1 lakh EWS houses. Accordingly, the State Government has set a target of 14,286 EWS houses per year. |
| ii. | 80 cities have been identified to be covered under PMAY(U). Request for approval of additional 59 towns (in addition to 21 cities already included) under HFA was handed over in the meeting. |
| iii. | In case of Yamunanagar project, the land title are in the name of the beneficiaries. The physical infrastructure (i.e. Water Supply, Sewerage, Road & Streets, Street Lights etc.) have been provided through project approved for physical infrastructure (INR 60.37 Crore) under Rajiv Awas Yojna in April, 2013. |
| iv. | For the above said approved infrastructure project under RAY, Central share is INR 43.09 crore, Central share released is INR. 17.24 crores, pending UCs is INR 17.24 crores and balance ACA for claim is INR. 25.85 crores. The State representatives assured to submit Utilization Certificates at the earliest. |

Shobana

| | |
|-------|--|
| v. | For funding of State share, an allocation of Rs. 66 Crore is there in the State budget. The copy of the Government Order shall be submitted by the State Government. |
| vi. | The cost of project is estimated using Schedule of Rates (SOR) of year 2011, and premium has been considered on the SOR. |
| vii. | All the kutcha houses in the slums would have been redeveloped once this project is completed, and the State would denotify the slums. |
| viii. | SECC data has been used for identifying kutcha houses proposed in the Yamunanagar BLC project. |

C. CSMC observations:

| | |
|------|--|
| i. | The State Government should endeavour to complete the demand survey within 2 months |
| ii. | The documentary evidence of all achieved mandatory reforms may be furnished by the State. |
| iii. | State to expedite the progress of infrastructure works under the RAY infra project so that after completion of DUs in this project, the Slums are necessarily de-notified. |

D. CSMC Decisions:

In view of the above, the CSMC:

- (i) accorded approval for Central Assistance amounting to Rs. 11.39 Crore for 01 Project under BLC component for construction of 759 houses of EWS category as proposed by the State Government of Haryana under PMAY (Urban) as per details at **Annexure III**
- (ii) recommended for release of the first instalment of Central Assistance amounting to Rs. 4.55 Crore (40% of Central Assistance) for the BLC project.

| | |
|----------|--|
| 6 | Central Assistance for 33 AHP, 207 BLC (New Construction) and 210 BLC (Enhancement) projects under PMAY-HFA(U) submitted by KARNATAKA |
|----------|--|

A. Basic Information:

The proposals under consideration of CSMC were for Central Assistance for 33 AHP, 207 BLC (New Construction) and 210 BLC (Enhancement) under PMAY (Urban) submitted by State Government of Karnataka.

| | |
|---------------|---|
| State: | Karnataka |
| Component: | AHP, BLC (New Construction), BLC (Enhancement) |

Shabana

| | |
|--|---|
| No. of Projects: | AHP: 33 BLC (New Construction): 207 BLC (Enhancement): 210 |
| No. of Cities: | AHP: 30 BLC (New Construction): 206 BLC (Enhancement): 210 |
| Total Project cost | AHP: Rs. 1094.28 Crore BLC (New Construction): Rs. 758.29 Crore BLC (Enhancement): Rs. 420.55 Crore |
| Central Share | AHP: Rs. 316.47 Crore BLC (New Construction): Rs. 358.25 Crore BLC (Enhancement): Rs. 350.46 Crore |
| State Share | AHP: Rs. 315.92 Crore BLC (New Construction): Rs. 334.52 Crore BLC (Enhancement): Nil |
| ULB/Implementation Agency Share | AHP: Rs. 202.87 Crore BLC (New Construction): Nil BLC (Enhancement): Nil |
| Beneficiary Contribution | AHP: Rs. 259.02 Crore BLC (New Construction): Rs. 143.14 Crore BLC (Enhancement): Rs. 70.09 Crore |
| Amount of 1 st Instalment requested | AHP: Rs. 126.59 Crore BLC (New Construction): Rs. 143.30 Crore BLC (Enhancement): Rs. 140.18 Crore |
| Total No. of DUs proposed | AHP: 21,098 BLC (New Construction): 23,883 BLC (Enhancement): 23,364 |
| No. of EWS houses: | AHP: 21,098 BLC (New Construction): 23,883 BLC (Enhancement): 23,364 |
| Whether Cities are approved under HFA | Some of the Cities are not approved under HFA. These are Ameenagada, Bhimarayanagudi, Chadachana, Devara, Harugeri, Kakkera, Kamatagi, Mudubidre and Kargal |

Shobana

| | |
|--------------------------|--|
| Appraisal by SLAC & Date | 18-July- 2016 |
| Approval by SLSMC & Date | 02-July- 2016. The proposals are yet to be ratified by the SLSMC, since SLAC appraised the projects after SLSMC. |

B. Additional Information by the State:

| | |
|------|--|
| i. | Karnataka Slum Development Board is conducting door-to-door demand survey of the slums, and the demand survey is likely to be completed by end of August 2016. |
| ii. | The beneficiary list with unique IDs in case of Gadag BLC project have been submitted. In case of AHP project of Gadag Municipality, beneficiary list is ready, while the unique IDs are being collected. |
| iii. | Price of the houses in case of Gadag Municipality's AHP project is high because of the black cotton soil in the area, which requires deeper foundation. |
| iv. | The enhancement proposals are for the projects taken up under State schemes (Vajpayee Yojana and Ambedkar Yojana). These schemes did not prescribe a standard layout for the houses. |
| v. | The beneficiary list is in Kannada, and it is being translated into English. The collection of Unique IDs is under process. On completion, the list, along with soft copy will be submitted to the Ministry. |

C. CSMC Observations:

| | |
|-------|--|
| i. | The HUDCO team could not locate the projects site or any existing units that are proposed under Enhancement. CSMC requested the State Government officials to accompany HUDCO's regional office personnel to the BLC enhancement sites. |
| ii. | Beneficiary list with unique IDs, preferably Aadhar numbers to be provided. |
| iii. | The State to preferably use standardized layouts conforming to NBC norms |
| iv. | In case of BLC projects, the beneficiary list needs to be re-validated since the beneficiary list was prepared in 2010-11. |
| v. | The State must take written consent of the beneficiaries regarding beneficiary share. |
| vi. | In case of BLC projects, necessary DPRs including standardized building layouts, beneficiary list, financial worksheet, information on land ownership and status of infrastructure are to be prepared for proper execution of the projects, and 5 DPRs may be submitted to the ministry for necessary scrutiny so that modification, if any, can be suggested. |
| vii. | Beneficiary data is to be collected in Annexure 4A/4B as applicable |
| viii. | In case of AHP projects where beneficiaries are resettled in the same plot, provision of transit housing must be provided |


Shobana

- ix. The projects need to be ratified by the SLSMC, as the SLAC appraisal of the projects was conducted after the SLSMC meeting.

D. CSMC Decisions:

In view of the above, the CSMC:

- (i) accorded approval for Central Assistance amounting to Rs. 200.57 Crore for 11 Projects under AHP for construction of 13,371 Houses in EWS category as proposed by the State Government of Karnataka, as per details at **Annexure IV- part A**
- (ii) relaxed, as permitted under clause 6.4 of the PMAY(U) Guidelines, the condition of an AHP project to have a minimum of 250 houses in respect of one AHP project at Chikaballapur for construction of 242 EWS houses.
- (iii) Recommended for the release of the first instalment of Central Assistance amounting to Rs. 80.23 Crore to the State Government of Karnataka for the 11 Projects under AHP for construction of 13,371 houses in EWS category subject to compliance to CSMC observations no. (ix) at section 6 (C) above.
- (iv) deferred the proposal for Central Assistance for the remaining 22 projects under AHP for construction of 7,727 EWS houses since the concerned State representatives were not present to provide the details of the proposal to the Committee.
- (v) accorded approval for Central Assistance amounting to Rs. 33.60 Crore for 1 Project under BLC for construction of 2,240 Houses in EWS category as proposed by the State Government of Karnataka, as per details at **Annexure IV- part B**
- (vi) Recommended for the release of the first instalment of Central Assistance amounting to Rs. 13.44 Crore to the State Government of Karnataka for 1 Projects under BLC (New Construction) for construction of 2,240 houses in EWS category subject to compliance to CSMC observation at point no. (iv), (v), (vii) & (ix) at section 6 (C) above.
- (vii) accorded 'In-principle' approval for Central Assistance amounting to Rs. 308.85 Crore for 197 Projects under BLC (New Construction) for construction of 20,590 Houses in EWS category as per details at **Annexure IV- part C**
- (viii) Recommended for the release of the first instalment of Central Assistance amounting to Rs. Rs. 123.54 Crore to the State Government of Karnataka, for 197 Projects under BLC for construction of 20,590 houses in EWS category subject to compliance to CSMC observation no. (ii) to (vii) and (ix) at section 6 (C) above.
- (ix) deferred the proposal of the State Government of Karnataka for Central Assistance for the 210 projects under BLC (Enhancement) for enhancement of 23,364 Houses in EWS category till the site scrutiny report is received from HUDCO regarding the proposals.



| | |
|----------|---------------------------|
| 7 | Discussion on CLSS |
|----------|---------------------------|

The State representative of Haryana indicated that a workshop on CLSS could be held in the State in order to facilitate the potential beneficiaries. Representative of NHB advised that Punjab National Bank and Syndicate Bank are the lead banks in the State, and close co-ordination with these two banks may be ensured. A workshop would be organized to orient the Banks/ PLIs/ PFIs for identification of beneficiaries under the CLSS component.

Joint Secretary and Mission Director (HFA) emphasized that radio spots on CLSS are being aired in Hindi and in regional languages. State Government and ULBs may also use these radio spots for wider dissemination of CLSS component amongst beneficiaries. It was also stated that TVCs, posters and other publicity materials on CLSS are under preparation and would be made available in due course.

| | |
|----------|-------------------------------------|
| 8 | Other important observations |
|----------|-------------------------------------|

The following important observations were made regarding project proposals under PMAY-HFA (U). States should take note of the observations of CSMC and take further action accordingly:

1. States/UTs must complete Demand assessment as well as and Housing for All- Plan of Action (HFAPoA) without any further delay.
2. CSMC requested the State Governments to expedite implementation of mandatory reform conditions within 2016 so as to meet the Mission goals
3. A prospective beneficiary can be considered eligible under PMAY(U) only if he/she has got a unique ID such as Aadhaar No. (preferred), Voter ID, Passport, Driving Licence etc. and fulfills the other criteria prescribed in the scheme guidelines. Beneficiaries of the already accepted projects without such IDs shall have to be removed from the list and their funding may not be considered.
4. A project which has already been funded under housing schemes of GoI such as

Shobana

VAMBAY or JNNURM etc. may not be considered for further funding under PMAY- HFA(U).

5. ULBs are to ensure undertaking from the beneficiaries to the effect that they have not availed of funding under any other project/ schemes of GoI for the house being constructed/enhanced under PMAY(U).
6. State Level Appraisal Committee is expected to thoroughly appraise the DPRs before submitting it to State Level Sanctioning & Monitoring Committee for approval. Combining SLAC and SLSMC meeting is not permissible as the mandate of the two bodies is distinct.
7. All SLNAs and implementing agencies must register themselves on Public Finance Management System (PFMS) portal so that the fund flow could be tracked.
8. Under PMFS/DBT process, the funds would have to be transferred at every stage only through electronic mode. This may relate to PMAY as under:
 - a. In case of Centrally Sponsored schemes:
 - i. For Beneficiary Led individual house Construction (BLC), under PMAY (Urban), the bank account details of the beneficiaries should necessarily be mapped so that the funds can flow to the beneficiaries' bank account directly.
 - ii. In the case of Affordable Housing in Partnership (AHP) and In-Situ Slum Redevelopment (ISSR) projects under PMAY (U), the 2nd instalment to the State Government should be released only after receipt of beneficiary list with linkage of Aadhar numbers of the beneficiaries duly certified by the State Government/ UT concerned and uploaded in the PMAY- MIS portal.
 - b. In case of Central Sector Scheme (CLSS):
 - i. for CLSS, the Central assistance is deposited upfront in the loan account of the beneficiary, after the bank receives the funds from CNAs.



9. CSMC has been reviewing the progress of completion and occupancy of JNNURM and RAY projects with concern. CSMC reiterated that the State Governments must expedite physical completion and occupancy of JNNURM and RAY houses.
10. Under the BLC all individual houses shall have to be Geo-tagged on the BHUVAN-MHUPA application.

The meeting ended with a vote of thanks to the Chair.

Annexure-I

List of participants in the 11th meeting of Central Sanctioning & Monitoring Committee (CSMC) of PMAY-HFA (U) held under the chairpersonship of Secretary (HUPA) on 11.08.2016.

| | |
|----|--|
| 1 | Dr. Nandita Chatterjee, Secretary, M/o HUPAin Chair |
| 2 | Shri Rajeev Ranjan Mishra, Joint Secretary (Housing), M/o HUPA, Nirman Bhavan, New Delhi |
| 3 | Shri Amrit Abhijat, Joint Secretary & Mission Director (HfA), M/o HUPA, Nirman Bhavan, New Delhi |
| 4 | Mr Deepak Barnwal, US, M/O Labour & Employment, New Delhi |
| 5 | Shri Yogeshwar Meena, O/o CCA, New Delhi |
| 6 | Shri Umraw Singh, Director. NBO, M/o HUPA, Nirman Bhavan, New Delhi |
| 7 | Shri Ramesh Kumar, DS (IFD), M/o HUPA, Nirman Bhavan, New Delhi |
| 8 | Shri S.K.Valiathan ,D.S, M/o HUPA, Nirman Bhavan, New Delhi |
| 9 | Shri S.P.Singh, Director, Housing, M/o HUPA, Nirman Bhavan, New Delhi |
| 10 | Shri R.S. Singh, Director, M/o HUPA, Nirman Bhavan, New Delhi |
| 11 | Shri Chanchal Rana, Assistant Secretary, M/o HUPA, Nirman Bhavan, New Delhi |
| 12 | Shri S. C. Jana , Deputy Secretary, M/o HUPA, Nirman Bhavan, New Delhi |
| 13 | Shri Sushil P. Gahlaut, US, M/o HUPA, Nirman Bhavan, New Delhi |
| 14 | Smt. Shobana Pramod, US, M/o HUPA, Nirman Bhavan, New Delhi |
| 15 | Shri Binod Kumar Mandal, US, M/o HUPA, Nirman Bhavan, New Delhi |
| 16 | Shri Arvind Kumar, Chief-MIS, M/o HUPA, Nirman Bhavan, New Delhi |
| 17 | Shri Akash Mathur, Dev. Officer, M/o HUPA, New Delhi |
| 18 | Shri M. Ramesh Kumar, Chief-MIS, M/o HUPA, Nirman Bhavan, New Delhi |
| 19 | Shri Praveen Suri, S.Analyst, M/o HUPA, Nirman Bhavan, New Delhi |

| | |
|----|--|
| 20 | Shri Anil Kumar, Principal Secretary, ULB, Haryana |
| 21 | Shri Bharat Bhusan Kousik, Joint Commissioner, Municipal Corporation, Yamuna Nagar |
| 22 | Shri Vipin Gupta, City Project Officer, Municipal Corporation, Yamuna Nagar |
| 23 | Dr. K. Rajendra, CPO, DMA, Karnataka |
| 24 | Shri Munish Moudgil, MD, RGRHCL, Karnataka |
| 25 | Shri N.P. Balaraju, Technical Director, KSDB, Karnataka |
| 26 | Shri H.M. Mohan Kumar, EE, KSDB, Karnataka |
| 27 | Shri H.P. Sudhir, EE, KSDB, Karnataka |
| 28 | Shri Manssor Ali, Commissioner, Municipal Corporation, Gadag, Karnataka |
| 29 | Shri S.K. Gupta, Director, Technical, HPL, New Delhi |
| 30 | Shri V. Rajan, GM, NHB, New Delhi |
| 31 | Smt Usha . P. Mahavir, HUDCO, New Delhi |
| 32 | Shri H.T. Suresh, HUDCO, New Delhi |
| 33 | Shri S. Murlidharan, AGM, HUDCO, New Delhi |
| 34 | Shri C.N. Jha, Dy. Chief, BMTPC, New Delhi |
| 35 | Shri Manish Kumar, Regional Coordinator , PMU M/O HUPA, New Delhi |
| 36 | Shri Rakesh Shrivastava, Lead Engineer, PMU, M/O HUPA, Delhi |
| 37 | Shri Khatibullah Sheikh, Lead-planning, PMU, HFA, New Delhi |
| 38 | Shri Sarat Barkakati, Lead Engineer, PMU, M/O HUPA, Delhi |
| 39 | Shri Krupal Bhavsar, Urban Planner, PMU, M/O HUPA, Delhi |
| 40 | Ms. Shikha Chopra, MIS specialist, PMU, M/O HUPA, Delhi |

Annexure II: Revised Annexure VII of Minutes of 10th CSMC meeting.

| Sr. No. | City | Total Project Cost (Rs. Lakhs) | EWS-I | EWS-II | Total | GOI share for per unit Rs.1.5 lakh (Rs. Lakhs) | GOG share for per unit Rs.1.5 lakh (Rs. Lakhs) | Implementation Agency Share (Rs. Lakhs) | Beneficiary Share (Rs. Lakhs) | 1st installment of Central Assistance (40%) (Rs. Lakhs) |
|---------|------------|--------------------------------|-------|--------|-------|--|--|---|-------------------------------|---|
| 1 | Bhavnagar | 6761.74 | 448 | 320 | 768 | 1152 | 1152 | 1353.74 | 3104 | 460.8 |
| 2 | Mahuva | 6550.8 | 416 | 320 | 736 | 1104 | 1104 | 1334.8 | 3008 | 441.6 |
| 3 | Ankleshwar | 4718.14 | 416 | 320 | 736 | 1104 | 1104 | 0 | 2510.14 | 441.6 |
| 4 | Ahmedabad | 4075.9 | 392 | 224 | 616 | 924 | 924 | 0 | 2227.9 | 369.6 |
| 5 | Surat | 4104.63 | 336 | 280 | 616 | 924 | 924 | 0 | 2256.63 | 369.6 |
| 6 | Surat | 3702.01 | 280 | 280 | 560 | 840 | 840 | 0 | 2022.01 | 336 |
| 7 | Jetpur | 5427.25 | 448 | 352 | 800 | 1200 | 1200 | 0 | 3027.25 | 480 |
| 8 | Amreli | 1477.48 | 160 | 64 | 224 | 336 | 336 | 0 | 805.48 | 134.4 |
| 9 | Upleta | 1708.77 | 160 | 96 | 256 | 384 | 384 | 0 | 940.77 | 153.6 |
| 10 | Wankaner | 1139.75 | 192 | 0 | 192 | 288 | 288 | 0 | 563.75 | 115.2 |
| 11 | Rajkot | 12692.03 | 784 | 910 | 1694 | 2541 | 2541 | 253.03 | 7357 | 1016.4 |
| 12 | Ahmedabad | 5454.5 | 812 | 0 | 812 | 1218 | 1218 | 582.5 | 2436 | 487.2 |
| 13 | Surat | 23522.63 | 1092 | 2000 | 3092 | 4638 | 4638 | 0 | 14246.63 | 1855.2 |
| 14 | Kapadvanj | 3359.14 | 480 | 0 | 480 | 720 | 720 | 479.14 | 1440 | 288 |
| 15 | Botad | 2239.78 | 320 | 0 | 320 | 480 | 480 | 319.78 | 960 | 192 |
| 16 | Patdi | 1455.38 | 208 | 0 | 208 | 312 | 312 | 207.38 | 624 | 124.8 |
| 17 | Bavla | 3488.84 | 216 | 276 | 492 | 738 | 738 | 0 | 2012.84 | 295.2 |
| 18 | Idar | 2741.1 | 240 | 144 | 384 | 576 | 576 | 77.1 | 1512 | 230.4 |
| 19 | Dabhoi | 4076.78 | 156 | 360 | 516 | 774 | 774 | 80.77 | 2448.01 | 309.6 |
| 20 | Borsad | 3711.3 | 252 | 252 | 504 | 756 | 756 | 57.3 | 2142 | 302.4 |
| 21 | Dhandhuka | 1632.12 | 264 | 0 | 264 | 396 | 396 | 48.12 | 792 | 158.4 |
| 22 | Prantij | 1417.5 | 160 | 64 | 224 | 336 | 336 | 0 | 745.5 | 134.4 |

| | | | | | | | | | | |
|--------------|----------|------------------|-------------|-------------|--------------|--------------|--------------|----------------|-----------------|----------------|
| 23 | Zalod | 2842.51 | 228 | 168 | 396 | 594 | 594 | 46.51 | 1608 | 237.6 |
| 24 | Dholka | 1817.23 | 0 | 240 | 240 | 360 | 360 | 0 | 1097.23 | 144 |
| 25 | Bantwa | 2550.87 | 128 | 224 | 352 | 528 | 528 | 0 | 1494.87 | 211.2 |
| 26 | Keshod | 766.7 | 128 | 0 | 128 | 192 | 192 | 0 | 382.7 | 76.8 |
| 27 | Una | 3318.77 | 0 | 416 | 416 | 624 | 624 | 0 | 2070.77 | 249.6 |
| 28 | Vadodara | 8574.65 | 0 | 1008 | 1008 | 1512 | 1512 | 6.65 | 5544 | 604.8 |
| 29 | Vadodara | 3527.45 | 588 | 0 | 588 | 882 | 882 | 0 | 1763.45 | 352.8 |
| Total | | 128855.75 | 9304 | 8318 | 17622 | 26433 | 26433 | 4846.82 | 71142.93 | 10573.2 |

[Handwritten mark]

Annexure III: Salient Details of the 01 BLC projects proposed by State Government of Haryana in the 11th CSMC of PMAY (Urban)

INR Lakhs

| Sr. No. | City | No of EWS beneficiaries | Central Share | State Share | Beneficiary Share | Total Project Cost | 1st Installment of Central Assistance |
|----------------|--------------------------------|--------------------------------|----------------------|--------------------|--------------------------|---------------------------|---|
| 1 | Yamunanagar - Jagadhari | 759 | 1,138.50 | 759.00 | 379.50 | 2,277.00 | 455.40 |
| | Total | 759 | 1,138.50 | 759.00 | 379.5 | 2,277.00 | 455.40 |

Annexure IV: Salient Details of the 11 AHP and 198 BLC projects of Karnataka

Part A:
AHP projects

INR Lakhs

| Sr. No. | City | Project cost | EWS Houses | Central Share | State Share | IA share | Beneficiary share | 1st Installment of Central Assistance |
|---------|---------------|--------------|------------|---------------|-------------|----------|-------------------|---------------------------------------|
| 1 | Mysore | 4196.32 | 700 | 1050.00 | 1099.82 | 1422.50 | 624.00 | 420 |
| 2 | Mysore | 3856.65 | 655 | 982.50 | 1098.65 | 1249.90 | 525.60 | 393 |
| 3 | Bangalore | 5258.40 | 895 | 1342.50 | 1373.62 | 1712.17 | 830.10 | 537 |
| 4 | Bangalore | 9947.35 | 1699 | 2548.50 | 3021.88 | 3149.54 | 1227.76 | 1019.4 |
| 5 | Vijayapura | 4601.48 | 1028 | 1542.00 | 1722.72 | 686.33 | 650.43 | 616.8 |
| 6 | Raichur | 4689.10 | 1050 | 1575.00 | 1684.29 | 759.11 | 670.70 | 630 |
| 7 | Bagalkot | 3256.39 | 784 | 1176.00 | 1522.47 | 219.41 | 338.51 | 470.4 |
| 8 | Bellary | 5681.69 | 1188 | 1782.00 | 1859.96 | 1188.02 | 851.71 | 712.8 |
| 9 | Bidar | 6301.56 | 1500 | 2250.00 | 2237.96 | 797.48 | 1016.12 | 900 |
| 10 | Chikaballapur | 1138.29 | 242 | 363.00 | 371.00 | 237.54 | 166.75 | 145.2 |
| 11 | Gadag | 20364.28 | 3630 | 5445.00 | 4942.80 | 244.50 | 9731.98 | 2178 |
| | | 69291.51 | 13371 | 20056.50 | 20935.17 | 11666.50 | 16633.66 | 8022.60 |

Part B:
BLC Projects- New Construction
Final Approval

INR Lakhs

| Sr. No. | City | Project cost | EWS Houses | Central Share | State Share | IA share | Beneficiary share | 1st Installment of Central Assistance |
|---------|-----------------|--------------|------------|---------------|-------------|----------|-------------------|---------------------------------------|
| 1 | Gadag- Betageri | 7840.00 | 2240 | 3360.00 | 2963.4 | 0 | 1516.6 | 1344 |

Part C:
BLC Projects- New Construction
In-principal Approval

INR Lakhs

| Sr. No. | City | Total Project Cost | No of EWS houses | Central share | State share | Implementing Agency Share | Ben. Share | 1st Installment of Central Assistance |
|---------|-------------|--------------------|------------------|---------------|-------------|---------------------------|------------|---------------------------------------|
| 1 | Afzalpur | 1410.50 | 403 | 604.50 | 576.6 | 0 | 229.4 | 241.8 |
| 2 | Aland | 70.00 | 20 | 30.00 | 34.8 | 0 | 5.2 | 12 |
| 3 | Alnavar | 7.00 | 2 | 3.00 | 2.4 | 0 | 1.6 | 1.2 |
| 4 | Alur | 21.00 | 6 | 9.00 | 7.8 | 0 | 4.2 | 3.6 |
| 5 | Anekal | 91.00 | 26 | 39.00 | 32.4 | 0 | 19.6 | 15.6 |
| 6 | Ankola | 3.50 | 1 | 1.50 | 1.2 | 0 | 0.8 | 0.6 |
| 7 | Annigeri | 70.00 | 20 | 30.00 | 24 | 0 | 16 | 12 |
| 8 | Arakalgud | 52.50 | 15 | 22.50 | 19.8 | 0 | 10.2 | 9 |
| 9 | Arasikere | 115.50 | 33 | 49.50 | 48 | 0 | 18 | 19.8 |
| 10 | Athani | 227.50 | 65 | 97.50 | 90 | 0 | 40 | 39 |
| 11 | Aurad | 42.00 | 12 | 18.00 | 15 | 0 | 9 | 7.2 |
| 12 | Badami | 969.50 | 277 | 415.50 | 379.8 | 0 | 174.2 | 166.2 |
| 13 | Bagalkot | 682.50 | 195 | 292.50 | 264.6 | 0 | 125.4 | 117 |
| 14 | Bagepalli | 21.00 | 6 | 9.00 | 8.4 | 0 | 3.6 | 3.6 |
| 15 | Bailahongal | 409.50 | 117 | 175.50 | 165.6 | 0 | 68.4 | 70.2 |
| | | | | | | | | 334.2 |
| 16 | Ballari | 1949.50 | 557 | 835.50 | 865.8 | 0 | 248.2 | |
| 17 | Bangarpet | 10.50 | 3 | 4.50 | 4.8 | 0 | 1.2 | 1.8 |
| 18 | Bankapur | 35.00 | 10 | 15.00 | 13.2 | 0 | 6.8 | 6 |

| | | | | | | | | |
|----|---------------------|---------|-----|--------|-------|---|-------|-------|
| 19 | Bannur | 175.00 | 50 | 75.00 | 71.40 | 0 | 28.60 | 30 |
| 20 | Bantwal | 80.50 | 23 | 34.50 | 32.4 | 0 | 13.6 | 13.8 |
| 21 | Basavakalyana | 59.50 | 17 | 25.50 | 23.4 | 0 | 10.6 | 10.2 |
| | | | | | | | | 8.4 |
| 22 | Basavana | 49.00 | 14 | 21.00 | 25.2 | 0 | 2.8 | |
| 23 | Belagavi | 269.50 | 77 | 115.50 | 96 | 0 | 58 | 46.2 |
| 24 | Belthangadi | 59.50 | 17 | 25.50 | 28.2 | 0 | 5.8 | 10.2 |
| 25 | Belur | 276.50 | 79 | 118.50 | 109.8 | 0 | 48.2 | 47.4 |
| 26 | Bhadrawati | 308.00 | 88 | 132.00 | 124.2 | 0 | 51.8 | 52.8 |
| 27 | Bhalki | 364.00 | 104 | 156.00 | 143.4 | 0 | 64.6 | 62.4 |
| 28 | Bidar | 591.50 | 169 | 253.50 | 233.4 | 0 | 104.6 | 101.4 |
| 29 | Bilagi | 245.00 | 70 | 105.00 | 97.2 | 0 | 42.8 | 42 |
| 30 | Birur | 500.50 | 143 | 214.50 | 226.2 | 0 | 59.8 | 85.8 |
| 31 | Byadagi | 343.00 | 98 | 147.00 | 133.8 | 0 | 62.2 | 58.8 |
| 32 | Challakere | 731.50 | 209 | 313.50 | 311.4 | 0 | 106.6 | 125.4 |
| 33 | Chamarajanagar | 91.00 | 26 | 39.00 | 34.2 | 0 | 17.8 | 15.6 |
| 34 | Channagiri | 633.50 | 181 | 271.50 | 246 | 0 | 116 | 108.6 |
| 35 | Channarayapatna | 1025.50 | 293 | 439.50 | 391.8 | 0 | 194.2 | 175.8 |
| 36 | Chennapatna | 192.50 | 55 | 82.50 | 88.8 | 0 | 21.2 | 33 |
| 37 | Chikaballapur | 1424.50 | 407 | 610.50 | 574.8 | 0 | 239.2 | 244.2 |
| 38 | Chikkamangaluru | 269.50 | 77 | 115.50 | 112.8 | 0 | 41.2 | 46.2 |
| 39 | Chikkanayakanahalli | 52.50 | 15 | 22.50 | 21.6 | 0 | 8.4 | 9 |
| 40 | Chikkodi | 255.50 | 73 | 109.50 | 97.2 | 0 | 48.8 | 43.8 |
| 41 | Chincholi | 136.50 | 39 | 58.50 | 67.8 | 0 | 10.2 | 23.4 |
| 42 | Chintamani | 714.00 | 204 | 306.00 | 295.8 | 0 | 112.2 | 122.4 |
| 43 | Chitguppa | 301.00 | 86 | 129.00 | 105.6 | 0 | 66.4 | 51.6 |
| 44 | Chitradurga | 518.00 | 148 | 222.00 | 211.8 | 0 | 84.2 | 88.8 |
| 45 | Chittapur | 679.00 | 194 | 291.00 | 292.2 | 0 | 95.8 | 116.4 |
| 46 | Dandeli | 87.50 | 25 | 37.50 | 33.6 | 0 | 16.4 | 15 |
| 47 | Davangere | 812.00 | 232 | 348.00 | 324.6 | 0 | 139.4 | 139.2 |

| | | | | | | | | |
|----|-------------------|---------|------|---------|--------|---|-------|-------|
| 48 | Deodurga | 241.50 | 69 | 103.50 | 100.2 | 0 | 37.8 | 41.4 |
| 49 | Devanahalli | 98.00 | 28 | 42.00 | 45.6 | 0 | 10.4 | 16.8 |
| 50 | Doddaballapura | 259.00 | 74 | 111.00 | 100.8 | 0 | 47.2 | 44.4 |
| 51 | Gadag- Betageri | 507.50 | 145 | 217.50 | 193.2 | 0 | 96.8 | 87 |
| 52 | Gajendragad | 2604.00 | 744 | 1116.00 | 994.8 | 0 | 493.2 | 446.4 |
| 53 | Gangawathi | 49.00 | 14 | 21.00 | 20.4 | 0 | 7.6 | 8.4 |
| 54 | Gowribidanur | 3622.50 | 1035 | 1552.50 | 1494.6 | 0 | 575.4 | 621 |
| 55 | Gubbi | 38.50 | 11 | 16.50 | 14.4 | 0 | 7.6 | 6.6 |
| 56 | Gudibande | 10.50 | 3 | 4.50 | 3.6 | 0 | 2.4 | 1.8 |
| 57 | Guledagudda | 84.00 | 24 | 36.00 | 33.6 | 0 | 14.4 | 14.4 |
| 58 | Gundlupet | 189.00 | 54 | 81.00 | 93 | 0 | 15 | 32.4 |
| 59 | Gurmitkal | 10.50 | 3 | 4.50 | 5.4 | 0 | 0.6 | 1.8 |
| 60 | Haliyal | 115.50 | 33 | 49.50 | 42.6 | 0 | 23.4 | 19.8 |
| 61 | Hanagal | 1106.00 | 316 | 474.00 | 403.2 | 0 | 228.8 | 189.6 |
| 62 | Hanur | 700.00 | 200 | 300.00 | 289.8 | 0 | 110.2 | 120 |
| 63 | Harappanahalli | 437.50 | 125 | 187.50 | 173.4 | 0 | 76.6 | 75 |
| 64 | Hassan | 539.00 | 154 | 231.00 | 194.4 | 0 | 113.6 | 92.4 |
| 65 | Haveri | 1127.00 | 322 | 483.00 | 459.6 | 0 | 184.4 | 193.2 |
| 66 | Heggadadevanakote | 31.50 | 9 | 13.50 | 12.6 | 0 | 5.4 | 5.4 |
| 67 | Hirekerur | 420.00 | 120 | 180.00 | 158.4 | 0 | 81.6 | 72 |
| 68 | Hiriyur | 357.00 | 102 | 153.00 | 144.6 | 0 | 59.4 | 61.2 |
| 69 | Holalkere | 287.00 | 82 | 123.00 | 106.8 | 0 | 57.2 | 49.2 |
| 70 | Holenarasipura | 122.50 | 35 | 52.50 | 46.2 | 0 | 23.8 | 21 |
| 71 | Honnali | 350.00 | 100 | 150.00 | 131.4 | 0 | 68.6 | 60 |
| 72 | Hoovina | 255.50 | 73 | 109.50 | 104.4 | 0 | 41.6 | 43.8 |
| 73 | Hosadurga | 500.50 | 143 | 214.50 | 184.8 | 0 | 101.2 | 85.8 |
| 74 | Hosakote | 66.50 | 19 | 28.50 | 29.4 | 0 | 8.6 | 11.4 |
| 75 | Hosapete | 245.00 | 70 | 105.00 | 105.6 | 0 | 34.4 | 42 |
| 76 | Hubballi-Dharwad | 472.50 | 135 | 202.50 | 181.8 | 0 | 88.2 | 81 |
| 77 | Hukkeri | 49.00 | 14 | 21.00 | 19.8 | 0 | 8.2 | 8.4 |
| 78 | Humnabad | 728.00 | 208 | 312.00 | 285.6 | 0 | 130.4 | 124.8 |

| | | | | | | | | |
|-----|-------------------|---------|-----|--------|-------|---|-------|-------|
| 79 | Hunsur | 462.00 | 132 | 198.00 | 196.8 | 0 | 67.2 | 79.2 |
| 80 | Hunugund | 199.50 | 57 | 85.50 | 78.6 | 0 | 35.4 | 34.2 |
| 81 | Ilakal | 108.50 | 31 | 46.50 | 38.4 | 0 | 23.6 | 18.6 |
| 82 | Indi | 164.50 | 47 | 70.50 | 58.8 | 0 | 35.2 | 28.2 |
| 83 | Jagalur | 276.50 | 79 | 118.50 | 114 | 0 | 44 | 47.4 |
| 84 | Jewargi | 38.50 | 11 | 16.50 | 15 | 0 | 7 | 6.6 |
| 85 | Kadur | 63.00 | 18 | 27.00 | 25.8 | 0 | 10.2 | 10.8 |
| 86 | Kalaburagi | 1218.00 | 348 | 522.00 | 503.4 | 0 | 192.6 | 208.8 |
| 87 | Kalaghatagi | 91.00 | 26 | 39.00 | 34.8 | 0 | 17.2 | 15.6 |
| 88 | Kamalpur | 70.00 | 20 | 30.00 | 31.8 | 0 | 8.2 | 12 |
| 89 | Kampli | 108.50 | 31 | 46.50 | 46.2 | 0 | 15.8 | 18.6 |
| 90 | Kanakpura | 21.00 | 6 | 9.00 | 7.8 | 0 | 4.2 | 3.6 |
| 91 | Karwar | 14.00 | 4 | 6.00 | 4.8 | 0 | 3.2 | 2.4 |
| 92 | Kerur | 49.00 | 14 | 21.00 | 18.6 | 0 | 9.4 | 8.4 |
| 93 | KGF Robersonpet | 77.00 | 22 | 33.00 | 39 | 0 | 5 | 13.2 |
| 94 | Khanapur | 56.00 | 16 | 24.00 | 22.8 | 0 | 9.2 | 9.6 |
| 95 | Kolar | 182.00 | 52 | 78.00 | 64.2 | 0 | 39.8 | 31.2 |
| 96 | Kollegala | 115.50 | 33 | 49.50 | 48.6 | 0 | 17.4 | 19.8 |
| 97 | Konnur | 206.50 | 59 | 88.50 | 87.6 | 0 | 30.4 | 35.4 |
| 98 | Koppal | 462.00 | 132 | 198.00 | 171 | 0 | 93 | 79.2 |
| 99 | Koratagere | 70.00 | 20 | 30.00 | 33.6 | 0 | 6.4 | 12 |
| 100 | Kottur | 35.00 | 10 | 15.00 | 15 | 0 | 5 | 6 |
| 101 | Krishnarajanagara | 269.50 | 77 | 115.50 | 108 | 0 | 46 | 46.2 |
| 102 | Krishnarajpet | 52.50 | 15 | 22.50 | 26.4 | 0 | 3.6 | 9 |
| 103 | Kudachi | 1767.50 | 505 | 757.50 | 708.6 | 0 | 301.4 | 303 |
| 104 | Kudligi | 161.00 | 46 | 69.00 | 70.2 | 0 | 21.8 | 27.6 |
| 105 | Kumta | 3.50 | 1 | 1.50 | 1.2 | 0 | 0.8 | 0.6 |
| 106 | Kundagol | 563.50 | 161 | 241.50 | 201 | 0 | 121 | 96.6 |
| 107 | Kundapura | 7.00 | 2 | 3.00 | 3 | 0 | 1 | 1.2 |
| 108 | Kunigal | 105.00 | 30 | 45.00 | 37.8 | 0 | 22.2 | 18 |
| 109 | Kushalanagar | 136.50 | 39 | 58.50 | 68.4 | 0 | 9.6 | 23.4 |
| 110 | Kustagi | 444.50 | 127 | 190.50 | 178.8 | 0 | 75.2 | 76.2 |

| | | | | | | | | |
|-----|------------------|---------|-----|--------|-------|---|-------|-------|
| 111 | Laxmeshwara | 315.00 | 90 | 135.00 | 132.6 | 0 | 47.4 | 54 |
| 112 | Lingasugur | 707.00 | 202 | 303.00 | 284.4 | 0 | 119.6 | 121.2 |
| 113 | Maddur | 364.00 | 104 | 156.00 | 146.4 | 0 | 61.6 | 62.4 |
| 114 | Madhugiri | 28.00 | 8 | 12.00 | 10.8 | 0 | 5.2 | 4.8 |
| 115 | Madikeri | 210.00 | 60 | 90.00 | 84 | 0 | 36 | 36 |
| 116 | Magadi | 185.50 | 53 | 79.50 | 69 | 0 | 37 | 31.8 |
| 117 | Mahalingapur | 91.00 | 26 | 39.00 | 37.2 | 0 | 14.8 | 15.6 |
| 118 | Malavalli | 1344.00 | 384 | 576.00 | 538.8 | 0 | 229.2 | 230.4 |
| 119 | Malur | 63.00 | 18 | 27.00 | 30.6 | 0 | 5.4 | 10.8 |
| 120 | Mandya | 154.00 | 44 | 66.00 | 62.4 | 0 | 25.6 | 26.4 |
| 121 | Mangaluru | 528.50 | 151 | 226.50 | 186 | 0 | 116 | 90.6 |
| 122 | Manvi | 45.50 | 13 | 19.50 | 16.2 | 0 | 9.8 | 7.8 |
| 123 | Molakalmuru | 479.50 | 137 | 205.50 | 189 | 0 | 85 | 82.2 |
| 124 | Mudalgi | 252.00 | 72 | 108.00 | 113.4 | 0 | 30.6 | 43.2 |
| 125 | Muddebihal | 35.00 | 10 | 15.00 | 12.6 | 0 | 7.4 | 6 |
| 126 | Mudgal | 31.50 | 9 | 13.50 | 13.8 | 0 | 4.2 | 5.4 |
| 127 | Mudhol | 864.50 | 247 | 370.50 | 354 | 0 | 140 | 148.2 |
| 128 | Mudigere | 10.50 | 3 | 4.50 | 4.2 | 0 | 1.8 | 1.8 |
| 129 | Mulgund | 290.50 | 83 | 124.50 | 123 | 0 | 43 | 49.8 |
| 130 | Mulki | 10.50 | 3 | 4.50 | 4.2 | 0 | 1.8 | 1.8 |
| 131 | Mundaragi | 1155.00 | 330 | 495.00 | 448.2 | 0 | 211.8 | 198 |
| 132 | Mundgod | 24.50 | 7 | 10.50 | 9 | 0 | 5 | 4.2 |
| 133 | Mysuru | 458.50 | 131 | 196.50 | 178.8 | 0 | 83.2 | 78.6 |
| 134 | Nanjangud | 402.50 | 115 | 172.50 | 183 | 0 | 47 | 69 |
| 135 | Naregal | 7.00 | 2 | 3.00 | 2.4 | 0 | 1.6 | 1.2 |
| 136 | Nargunda | 140.00 | 40 | 60.00 | 60.6 | 0 | 19.4 | 24 |
| 137 | Narsimharajapura | 7.00 | 2 | 3.00 | 3.6 | 0 | 0.4 | 1.2 |
| 138 | Navalgund | 129.50 | 37 | 55.50 | 51.6 | 0 | 22.4 | 22.2 |
| 139 | Nelamangala | 259.00 | 74 | 111.00 | 115.8 | 0 | 32.2 | 44.4 |
| 140 | Nippani | 143.50 | 41 | 61.50 | 55.8 | 0 | 26.2 | 24.6 |
| 141 | Pandavpura | 3.50 | 1 | 1.50 | 1.8 | 0 | 0.2 | 0.6 |
| 142 | Pavagada | 21.00 | 6 | 9.00 | 8.4 | 0 | 3.6 | 3.6 |

| | | | | | | | | |
|-----|---------------|---------|-----|---------|--------|---|-------|-------|
| 143 | Periyapatna | 560.00 | 160 | 240.00 | 232.2 | 0 | 87.8 | 96 |
| 144 | Puttur | 101.50 | 29 | 43.50 | 39 | 0 | 19 | 17.4 |
| 145 | Rabakavi | 941.50 | 269 | 403.50 | 341.4 | 0 | 196.6 | 161.4 |
| 146 | Raibag | 31.50 | 9 | 13.50 | 12.6 | 0 | 5.4 | 5.4 |
| 147 | Raichur | 2072.00 | 592 | 888.00 | 858.6 | 0 | 325.4 | 355.2 |
| 148 | Ramdurga | 273.00 | 78 | 117.00 | 109.8 | 0 | 46.2 | 46.8 |
| 149 | Ramnagra | 731.50 | 209 | 313.50 | 297 | 0 | 121 | 125.4 |
| 150 | Ranebenur | 189.00 | 54 | 81.00 | 69.6 | 0 | 38.4 | 32.4 |
| 151 | Ron | 70.00 | 20 | 30.00 | 24 | 0 | 16 | 12 |
| 152 | Sadalga | 836.50 | 239 | 358.50 | 321 | 0 | 157 | 143.4 |
| 153 | Sagar | 112.00 | 32 | 48.00 | 42 | 0 | 22 | 19.2 |
| 154 | Sakaleshapura | 63.00 | 18 | 27.00 | 24 | 0 | 12 | 10.8 |
| 155 | Sandur | 94.50 | 27 | 40.50 | 42 | 0 | 12 | 16.2 |
| 156 | Sankeshwar | 140.00 | 40 | 60.00 | 51.6 | 0 | 28.4 | 24 |
| 157 | Saragur | 56.00 | 16 | 24.00 | 24 | 0 | 8 | 9.6 |
| 158 | Savanur | 185.50 | 53 | 79.50 | 76.8 | 0 | 29.2 | 31.8 |
| 159 | Sedam | 1018.50 | 291 | 436.50 | 421.2 | 0 | 160.8 | 174.6 |
| 160 | Shahabad | 49.00 | 14 | 21.00 | 18 | 0 | 10 | 8.4 |
| 161 | Shahapur | 164.50 | 47 | 70.50 | 67.2 | 0 | 26.8 | 28.2 |
| 162 | Shiggaon | 129.50 | 37 | 55.50 | 55.2 | 0 | 18.8 | 22.2 |
| 163 | Shikaripura | 269.50 | 77 | 115.50 | 96.6 | 0 | 57.4 | 46.2 |
| 164 | Shirahatti | 196.00 | 56 | 84.00 | 72.6 | 0 | 39.4 | 33.6 |
| 165 | Shiralakoppa | 161.00 | 46 | 69.00 | 57 | 0 | 35 | 27.6 |
| 166 | Shivamogga | 1676.50 | 479 | 718.50 | 686.4 | 0 | 271.6 | 287.4 |
| 167 | Shorapur | 325.50 | 93 | 139.50 | 144 | 0 | 42 | 55.8 |
| 168 | Siddapura | 17.50 | 5 | 7.50 | 7.8 | 0 | 2.2 | 3 |
| 169 | Sidlagatta | 535.50 | 153 | 229.50 | 217.8 | 0 | 88.2 | 91.8 |
| 170 | Sindagi | 231.00 | 66 | 99.00 | 82.2 | 0 | 49.8 | 39.6 |
| 171 | Sindhanur | 3290.00 | 940 | 1410.00 | 1273.2 | 0 | 606.8 | 564 |
| 172 | Sira | 59.50 | 17 | 25.50 | 22.8 | 0 | 11.2 | 10.2 |
| 173 | Siruguppa | 245.00 | 70 | 105.00 | 112.8 | 0 | 27.2 | 42 |
| 174 | Somwarpet | 189.00 | 54 | 81.00 | 74.4 | 0 | 33.6 | 32.4 |

| | | | | | | | | |
|-----|---------------------------|----------|-------|----------|----------|------|----------|----------|
| 175 | Soraba | 10.50 | 3 | 4.50 | 3.6 | 0 | 2.4 | 1.8 |
| 176 | Srinivasapura | 147.00 | 42 | 63.00 | 58.2 | 0 | 25.8 | 25.2 |
| 177 | Srirangapatna | 941.50 | 269 | 403.50 | 338.4 | 0 | 199.6 | 161.4 |
| 178 | Sullia | 182.00 | 52 | 78.00 | 84.6 | 0 | 19.4 | 31.2 |
| 179 | T Narasipara | 168.00 | 48 | 72.00 | 76.2 | 0 | 19.8 | 28.8 |
| 180 | Talikote | 168.00 | 48 | 72.00 | 61.8 | 0 | 34.2 | 28.8 |
| 181 | Tarikere | 87.50 | 25 | 37.50 | 34.2 | 0 | 15.8 | 15 |
| 182 | Tekkalakota | 52.50 | 15 | 22.50 | 22.8 | 0 | 7.2 | 9 |
| 183 | Terdal | 665.00 | 190 | 285.00 | 268.2 | 0 | 111.8 | 114 |
| 184 | Tiptur | 154.00 | 44 | 66.00 | 57 | 0 | 31 | 26.4 |
| 185 | Tirthahalli | 10.50 | 3 | 4.50 | 4.2 | 0 | 1.8 | 1.8 |
| 186 | Tumakuru | 707.00 | 202 | 303.00 | 295.2 | 0 | 108.8 | 121.2 |
| 187 | Turuvekere | 31.50 | 9 | 13.50 | 12.6 | 0 | 5.4 | 5.4 |
| 188 | Udipi | 101.50 | 29 | 43.50 | 41.4 | 0 | 16.6 | 17.4 |
| 189 | Ullal | 346.50 | 99 | 148.50 | 127.2 | 0 | 70.8 | 59.4 |
| 190 | Vijayapura | 31.50 | 9 | 13.50 | 12 | 0 | 6 | 5.4 |
| 191 | Vijayapura (Bengaluru) | 1827.00 | 522 | 783.00 | 721.8 | 0 | 322.2 | 313.2 |
| 192 | Virajpet | 91.00 | 26 | 39.00 | 43.2 | 0 | 8.8 | 15.6 |
| 193 | Wadi | 52.50 | 15 | 22.50 | 25.2 | 0 | 4.8 | 9 |
| 194 | Yadgir | 1753.50 | 501 | 751.50 | 721.8 | 0 | 280.2 | 300.6 |
| 195 | Yelandur | 24.50 | 7 | 10.50 | 11.4 | 0 | 2.6 | 4.2 |
| 196 | Yelburga | 63.00 | 18 | 27.00 | 30.6 | 0 | 5.4 | 10.8 |
| 197 | Yellapura | 17.50 | 5 | 7.50 | 6 | 0 | 4 | 3 |
| | | 72065.00 | 20590 | 30885.00 | 28906.80 | 0.00 | 12273.20 | 12354.00 |