

INTRODUCTION

The Ministry of Urban Development was renamed as Ministry of Urban Affairs & Employment and bifurcated into two Departments viz., (1) Department of Urban Development and (2) Department of Urban Employment & Poverty Alleviation in March 1995.

2. The Ministry of Urban Affairs & Employment has two distinct sets of responsibilities. One pertains to the broad policy formulation and monitoring of programmes in the areas of housing, urban development, urban poverty alleviation and urban water supply. These are essentially State subjects but the Government of India plays a coordinating and monitoring role and also supports these programmes through Central Sector Schemes, institutional finance and expertise. In addition to this, the Ministry has been entrusted with the responsibility of planning and coordinating urban transport matters in the country.

3. The other set of responsibilities pertains to the construction and maintenance of Central Government buildings, including residential accommodation, with the exception of those under the Ministries of Defence, Railways and Posts & Telegraph. It is also responsible for the management of Central Government land/property, most of which is confined to Delhi and some of the metropolitan cities. These functions are discharged through the agencies of the Central Public Works Department which has field organisations spread all over the country and the Land and Development Office located in Delhi. This Ministry is also responsible for meeting printing & stationery requirements of the Central Government Ministries/Departments, stocking and selling of Government publications.

Department of Urban Development

4. The Department of Urban Development handles the subjects like Urban development, water supply & sanitation, urban transport etc. which are primarily State subjects wherein the Central Govt. plays a catalytic and supportive role by guiding and assisting the State Govts. in implementation of policies and programmes through legislative support and financial assistance. There are three Attached and four Subordinate Offices under its control. There are also two Public Sector Undertakings

& five Statutory/Autonomous Bodies under this Department (Appendix III).

5. There has been a steady increase in the population of cities since Independence on account of rapid industrialisation, natural growth and migration from rural areas. Cities have, therefore, now become engines of growth in the economy and major contributors to the creation of national wealth. Recognising the importance of urban development, the Department of Urban Development is in the process of formulating a national urban policy keeping in view the recommendations of the National Committee on Urbanization, the economic reforms and the elements of National Urbanization Strategy listed out in the ESCAP Regional Action Plan on Urbanization adopted in the New Delhi Declaration.

6. In the area of legislative reforms, the Delhi Rent Bill, 1994, has been passed by both the Houses of Parliament, and it received the assent of the President on 23.8.95. Representations had been received from some State Governments about the difficulties faced by them in the implementation of the Urban Land (Ceiling & Regulation) Act, 1974. The matter has been discussed with the State Governments in different fora and in the light of that and various representations received from the State Governments, proposals are under consideration of the Government to make the Act more workable. The Constitution (74th Amendment) Act, 1992, known as Nagar Palika Act, which was passed by the Parliament in the winter session of 1992 and assented to by the President on 20-4-93, got implemented, as a result of various initiatives taken by the Ministry of Urban Affairs & Employment, by all State Governments/UT administrations where the same was applicable, by 31.5.1994, the target date. The State Governments have enacted necessary amendments to bring their municipal laws in conformity with this Act. Under this Act, Election Commissions have been set up by the States for conducting elections to Urban Local Bodies. Elections to Municipal bodies have already been completed by most of the States.

7. Considering the need to upgrade the environment in cities and towns, this Ministry has elicited five strategy papers in critical areas of urban environment viz., water supply, health & sanitation, solid waste management, urban pollution and institutional strengthening. The studies have been completed by reputed Institutions. The outputs of the studies will enable Government of India to develop policies and strategies for protection and preservation of the urban environment. Efforts have been initiated to strengthen the capacity at the municipal

level to undertake programmes for protection of the environment and prevent its deterioration.

8. The Department of Urban Development is also operating a number of Centrally Sponsored Schemes for assisting the States in meeting the challenge of rapid urbanisation. The scheme of "Integrated Development of Small and Medium Towns (IDSMT)" aims at the improvement of infrastructure in selected towns, with population up to 5 lakhs, having growth potential so as to enable them to emerge as regional centres of economic growth and employment and facilitate arresting migration of population to large cities/towns. The Mega City Scheme aims at infrastructural development of Bombay, Calcutta, Madras, Bangalore and Hyderabad, the five mega cities with a population of 4 million and above as per 1991 census. Under this Scheme, funds are provided to State governments for infrastructural development in the ratio of 25:25 through a designated nodal agency and the balance 50% is to be met by the States from institutional finance through public financing institutions or capital market etc. The scheme of Low Cost Sanitation for Liberation of Scavengers provides funds for conversion of existing dry latrines into low cost water seal pour flush latrines and construction of new latrines where none exists, to prevent open defecation with a view to liberate scavengers from the obnoxious practice of carrying head load of night soil. The Accelerated Urban Water Supply Project launched in March 1994 aims at to provide safe and adequate water supply to the entire population of towns having population less than 20,000 (as per 1991 census), which have no economic base and are worst affected during times of drought. The scheme is funded by the Central and State Governments in the ratio of 50:50. In the area of Solid Waste Management, Government has taken special initiatives for supporting projects for taking up garbage collection and disposal schemes including development of non-conventional and renewable sources of energy by HUDCO.

9. Recognising the necessity of improving the urban transport system in large cities, the Ministry has been implementing a scheme to substitute 40% of cost of feasibility studies/detailed project reports carried out by the respective State/UT Governments for improving urban transport system. Rail based Mass Rapid Transit System (MRTS) are also considered for improving the transport system in major cities where concerned State' UT Government have shown willingness to share a part of the cost. There is a proposal to set up a Mass Rapid Transit System (MRTS) in Delhi with the first phase comprising of 55.30 kms. which would cost Rs. 4182

crores at April 1995 prices. For implementation of this project, a new company viz , Delhi Metro Rail Corporation Limited has been incorporated in May 1995 with an authorised share capital of Rs. 1 ,000 crores.

10. Amongst the attached/subordinate offices under the department, the Central Public Works Department (CPWD) which is entrusted with the responsibility of construction and maintenance of Govt. Buildings, both office and residential, excluding those belonging to a few departments like Railways etc, is the largest, its work load during the year 1995-96 is expected to go up to about Rs. 1500.00 crores. The Directorate of Printing with its 21 printing presses in various parts of the country, caters to the printing requirements of the Central Government Ministries/Departments. The Directorate of Estates is mainly responsible for administration of Govt. Estates and Hostels. The Land and Development Office administers nazul rehabilitation leases in addition to managing Central Govt. lands in Delhi. The Town and Country Planning Organisation is the technical arm of the Ministry in matters of town planning, regional planning and urban development. The Stationery Office is responsible for procurement and supply of stationery requirements of the Central Govt. offices. The Publication Department located in Delhi stocks and sells Govt. publications.

11. Amongst the Public Sector Undertakings, the National Buildings Construction Corporation Ltd. is a civil construction agency which has major clients both in India and abroad. It has a number of turn-key projects to its credit including bridges, flyovers, industrial structures, water treatment plants, hostels, TV Towers, hospitals, railway buildings etc. The Hindustan Prefab Ltd. is engaged mainly in the manufacture of pre-stressed cement concrete poles, railway sleepers, wooden joinery items, precast concrete components, water storage tanks, vavutans (light weight auto-claved cellular concrete) blocks for insulation, partitions etc.

12. The Delhi Development Authority has statutory jurisdiction over all development and land use in the National Capital Territory of Delhi and the Delhi Urban Arts Commission has statutory mandate to preserve and develop the aesthetic quality and environment in Delhi. The National Capital Regional Planning Board constituted in March 1985 under the NCR Planning Board Act, 1985 has two important goals to be achieved viz., (i) evolving harmonised policies for the control of land uses and development of infrastructure in the NCR so as to avoid any haphazard development of the Region and (ii) achieving a manageable Delhi by 2001 A D The

National Institute of Urban Affairs (NIUA) was set up in 1976 as an autonomous organisation registered under the Societies Registration Act, 1868 for carrying out urban research in the country and collecting, processing, storing and disseminating information relating to urban local bodies, their functioning, management, finances, development programmes and personnel training. Rajghat Samadhi Committee was constituted in 1951 in accordance with the Rajghat Samadhi Act, 1951 to administer the Rajghat, the Samadhi of Mahatma Gandhi,

Department of Urban Employment & Poverty Alleviation

13 This Department is responsible for implementation of the National Housing Policy, all policy issues covering housing, building materials & technology, housing legislations, Centrally Sponsored Schemes and matters regarding international co-operation & technical assistance in the field of Housing & Human Settlements. It is also responsible for formulating specific programmes/schemes/projects relating to poverty alleviation and employment in urban areas. The Department under its control has one attached office, one public sector undertaking, and three autonomous/statutory bodies (Appendix-III).

14. Urban poverty alleviation is a challenging task before the nation and its eradication requires an integrated attention to the economic, social and physical condition of the poor. The Central Government has accorded a high priority to the programmes meant for improving the life of urban poor and the Department of Urban Employment & Poverty Alleviation is monitoring implementation of four significant urban poverty alleviation programmes which are Nehru Rozgar Yojna. Urban Basic Services for the Poor, Environmental Improvement of Urban Slums & Prime Minister's Integrated Urban Poverty Eradication Programme. The Nehru Rozgar Yojana through its component schemes seeks to promote self-employment ventures and create opportunities for wage employment through construction of public asset in municipalities and upgradation of the dwelling units of the urban poor. The programme of Urban Basic Services for the Poor seeks to provide an integrated package of social services by creating neighbourhood committees of the residents at the slum

level. Its emphasis is on mother and child healthcare, supplementary nutrition and growth monitoring, pre-school, non-formal and adult education, and assistance to the handicapped or destitute. The scheme of Environmental Improvement of Urban Slums aims at ameliorating the living conditions of urban slums dwellers and envisages community facilities. The Prime Minister's Integrated Urban Poverty Eradication Programme envisages a holistic approach to urban poverty eradication by creating a facilitating environment for a significant improvement in the quality of life of the urban poor.

15. The National Housing Policy seeks to reduce houselessness, improve housing conditions of the inadequately housed and to provide minimum basic services and amenities to all. The role of Govt. at various levels is stipulated as that of a facilitator rather than a builder or provider. The various housing related programmes in the central sector aim at removal of constraints, providing technology support for cost reduction as well as environment protection, increase in flow of housing finance from internal and off-shore sources and strengthening of data on housing.

46. The National Buildings Organisation functions as a data bank and management information base on socio-economic aspects of housing & other activities. The Housing and Urban Development Corporation is a premier techno-financing organisation extending vital support in the area of housing, both rural and urban, including infrastructure viz., water supply, sanitation, innovative building materials and components etc.

17. The Building Materials and Technology Promotion Council undertakes the task of extension and application of innovative technologies and low-cost building materials based on industrial and agricultural wastes, developed by research institutions. It encourages development of appropriate standards for new materials and their adoption in the schedules and specifications of the public housing and construction agencies. The Central Government Employees Welfare Housing Organisation has been set up with the sole intention of providing housing on ownership basis, to Central Government employees in various parts of the country. The National Co-operative Housing Federation of India is a national apex organisation spearheading the entire cooperative housing movement in India,

ADMINISTRATION & ORGANISATION

During the year under report Smt. Sheila Kaul relinquished the charge of the Minister for Urban Affairs & Employment on 10th September, 1995 and Shri P.K. Thungon relinquished the charge of the Minister of State for Urban Affairs & Employment on 13th September, 1995. Shri R.K. Dhawan assumed charge as Minister of State (Independent Charge) for Urban Development w.e.f. 15-9-1995. Shri S.S. Ahluwalia assumed charge as Minister of State for Urban Employment and Poverty Alleviation w.e.f. 15-9-1995. Shri R.K. Dhawan relinquished the charge of Minister of State (Independent Charge) on 21-2-96. Shri S.S. Ahluwalia assumed the charge of Minister of State for Urban Affairs and Employment w.e.f. 8-3-96.

2. Dr. J.P. Singh, IAS (UP: 61), Secretary (UD) retired on superannuation from Govt. service w.e.f. 30-6-1995 (AN). Shri C. Ramachandran, IAS(TN:63) took over charge as Secretary Department of Urban Development w.e.f. 14-7-1995 (FN). Shri C. D. Tripathi, IAS (AM:62) took over charge as Secretary, Department of Urban Employment and Poverty Alleviation w.e.f. 20-6-1995 (FN). Consequent upon his transfer as Secretary in the Department of Official Language, Shri C. D. Tripathi relinquished the charge of Secretary, Deptt. of Urban Employment & Poverty Alleviation on 13-12-95(FN).

Shri K. S. Sharma, IAS (MP:64) took over charge as Secretary, Department of Urban Employment and Poverty Alleviation w.e.f. 13-12-95(FN).

3 The Department of Urban Development has one post of Additional Secretary and three posts of Joint Secretary heading Finance, Administration & Works and Urban Development wings. The Deptt. of Urban Employment & Poverty Alleviation has one post of Joint Secretary heading Housing and Urban Poverty Alleviation wing. The Finance and Administration Wings and Official Language Division are common to both the departments. The distribution of work among the Addl. Secretary and Joint Secretaries in both the Deptts. under the Ministry is indicated in the organisational chart at Appendix-I. The subjects allocated to the Ministry are indicated at Appendix-II.

4. Excluding the work charged staff, the Ministry has, as on 31-3-96, 39162 employees of whom 1237 belong to Group 'A', 2991 to Group 'B' (Gazetted), 537 to Group 'B' (Non-Gazetted), 24319, to Group 'C' and 10078 to Group 'D'. The Strength of the work **charged staff** is 31140.

Budget

5. The Ministry administers three Demands for Grants viz. Demand No. 80-Urban Development, Housing and Poverty Alleviation, Demand No. 81-Public Works and Demand No. 82-Stationery & Printing, which have subsequently been changed to Demand Nos. 81, 82 and 83 during 1996-97.

6. The Demand-wise R.E. 1995-96 and B.E. 1996-97 provisions, separately for Plan and Non-plan, are as under:-

Revised Estimates 1995-96 (Gross figures)

-

(Rs. in crores)

	Demand No. 80			Demand No. 81			Demand No. 82		
	Plan	Non-Plan	Total	Plan	Non-Plan	Total	Plan	Non-Plan	Total
Revenue:	354. 62	173. 21	527. 83	3. 40	186. 85	190. 25	—	125. 84	125. 84
Capital:	167. 78	71. 26	239. 04	90. 42	295. 15	385. 57	1. 75	3. 00	4. 75
Total:	522. 40	244. 47	766. 87	93. 82	482. 00	575. 82	1. 75	128. 84	130. 59

Budget Estimates 1996-97 (Gross figures)

(Rs. in crores)

	Demand No. 81			Demand No. 82			Demand No. 83		
	Plan	Non-Plan	Total	Plan	Non-Plan	Total	Plan	Non-Plan	Total
Revenue	387. 50	183. 54	571. 04	4. 50	199. 43	203. 93	—	148. 20	148. 20
Capital	162. 09	75. 04	237. 13	84. 98	315. 85	400. 83	0. 50	4. 00	4. 50
Total	549. 59	258. 58	808. 17	89. 48	515. 28	604. 76	0. 50	152. 20	152. 70

7. The monitoring and progress of expenditure over the budget allocation as well as the accounting thereof is looked after by the Chief Controller of Accounts (CCA) in the Ministry who is also responsible to render the monthly account of the Ministry to the Controller General of Accounts, Ministry of Finance. Two Controller of Accounts at the headquarters and four Deputy Controller of Accounts in the field offices and a team of Pay and Accounts Officers, Junior/Asstt. Accounts Officers assist him in this task.

8. The Chief Controller of Accounts (CCA) also formulates the estimates of receipts by way of amounts received through Revenue Account and the Loans and Advances. The major constituents of the Revenue Receipts are sale proceeds of dead stock, dismantled building materials, lapsed deposits, fines and profits on re-valuation, interest receipts from States/Union Territories/PSUs etc. rent of General Pool Accommodation, leases administered by Land and Development Office, hire charges of machinery and equipments guarantee fee and receipts of the Directorate of Printing. Recoveries of Loans and Advances to the State Govt./UTs/PSUs also contribute to the total receipts of the Ministry.

House Building Advance

9. The scheme of House Building Advance to Central Government employees is aimed at providing assistance to the Government employees to construct/acquire a house/flat of their own. This was introduced in 1956, as a welfare measure. Ministry of Urban Affairs & Employment acts as the nodal Ministry for this scheme.

10. House Building Advance is admissible to all permanent Central Government employees as well as to those temporary employees who have rendered 10 years of continuous service. The applications from individual employees are scrutinised and sanctions issued by the respective Ministries/Depts. in accordance with the House Building Advance Rules.

11. The maximum house building advance admissible is 50 times the basic pay of the employee concerned or Rs. 2.50 Lakhs or the cost of construction/acquisition of the house, whichever is the least, subject to the repaying capacity. During this year the cost-ceiling has been revised to 200 times the basic pay subject to minimum of Rs. 3.00 Lakhs and maximum of Rs. 8.00 Lakhs. Earlier this was 150 times the basic pay of the Government servant concerned, subject to a minimum of Rs. 2.5 lakhs and a maximum of Rs. 6.00 Lakhs.

12. The allocation of funds for house building advance as a whole is included in the demands for grants of the

Ministry of Finance, who intimate the same to the Ministry of Urban Affairs & Employment. A sum of Rs. 225.00 crores has been allocated at the R.E. stage for 1995-96 and also at the B.E. stage for 1996-97.

Work Study Unit

13. The IWSU of the Ministry performs all O & M Functions of the Sectt. of the Ministry and undertakes studies in respect of its Sectt. and its Attached/Subordinate offices on various aspects viz. staff strength, working procedures etc. During the year 1995-96 the following studies were completed and their reports were finalised:-

- * Method Study of functions of the CPWD Centre at Kushak Road, New Delhi.
- * Comparative Study of responsibilities, jobs and duties of Ferro printers in CPHEEO and CPWD.
- * Method Study of functioning of CPWD Service Centre at Chanakya Puri, New Delhi.

Besides, the following studies were also conducted and their reports are under finalisation:-

- * Work Measurement Study in respect of A-2 Size Double Colour Offset Printing in GOI Press, Faridabad;
- * Work Measurement Study of the offices of the Arbitrators in the Ministry
- * Work Measurement Study of Accounts and Administration Wing of the TCPO (Town & Country Planning Organisation).

O & M Activities

14. Annual Inspections of 30 Sections/Desks etc. in the Ministry were carried out. A special drive on Record Management was conducted in the Ministry and its attached Offices during the month of May, 1995 and Feb. 96. During the year, 1994 files were recorded and 3506 files were reviewed, out of which 2588 files were weeded out in the Secretariat of the Ministry.

Progressive use of Hind

15. As a result of the intensified efforts like: (a) doubling the amount of various Cash Awards under Annual Award Scheme for noting & drafting in Hindi, (b) Annual Scheme for encouraging dictation in Hindi at officers level, and (c) introduction of monthly allowance scheme for stenographers/LDCs doing their work in Hindi in addition to English, the Ministry was able to achieve most of the targets as prescribed in the Annual Programme of use of Hindi by 100% (except that for originating correspondence) during

the year. In recognition of their performance, the HUDCO, a PSU of the Ministry, received the 11th best Rajbhasha Award 1994-95 among PSUs located in Delhi. As regards the originating correspondence in Hindi to States, individuals & Central Govt. offices in region A & B the Ministry was able to raise the level of correspondence in Hindi from 16% in 1990-91 to 55% during 1995-96, The performance of offices/ PSUs etc. under the Ministry in making correspondence in Hindi during the year had been as under:

Targets achieved	Name of the offices
(i) between 80-85%	T.C.P.O., N.B.O., H.P.L. & Controller of Publication
(II) Between 70-75%	HUDCO
(III) Between 60-65%	Me. of Printing and DDA
Between 55-60%	DG (W), Dte, of Estate & O.U.A c
(IV) Between 50-55%	L & D.O., NC.R Planning Board, N.B.C C
(V) Less than 30%	N.C.H.F., B.M.T.P.C.. N.I.U.A., Stationery Office & C.G.E.W.H.O

16 As regards the compliance of section 3 (3) of the Official Language Act, all Offices/PSUs etc. (except a few Zonal/Circle Offices of C.P.W.D., the N.B.C.C. the D.D.A. & the Stationery Office) issued all specified documents (except contracts & agreements signed after acceptance of tenders) bilingually. The erring offices have been advised to improve their performance by reviewing their QPRs of use of Hindi in Quarterly meetings of the Official Language Implementation Committee (O.L.I.C.) of the Ministry. Review of progressive use of Hindi in the Official work is being made by the respective organisations in the Quarterly meetings of their O.L.I.Cs.

Hindi training

17. With the retirements and fresh recruitments; 14 Officials of the Ministry need to acquire working knowledge of Hindi & in pursuance of Presidential orders in this regard 6 of them have been nominated for Hindi Prabodh/Praveen/Pragya classes w.e.f. January, 1996. Besides, 2 stenos & 4 LDCs have been nominated for Hindi shorthand and typing respectively. The NBC C. & H U.D.C.O. had made their own arrangements for Hindi shorthand/typing training. Other offices are getting this facility under the Hindi Teaching Scheme.

17.1 Eighteen employees of the Ministry have been trained in Hindi noting & drafting in two general workshops & under section-wise training on workshop

pattern. Hindi workshops have also been organised by all major organisations under the Ministry.

Action under rule 10 (4) & 8 (4) of 0.1. Rule, 1976

18. So far 294 offices of the Ministry and their 80% staff who have acquired working knowledge of Hindi, have been notified in the Gazette of India under rule 10 (4). The newly notified offices (44) have been advised to specify under rule 8 (4), the items of work to be done in Hindi. A total of 10 sections of the secretariat of the Ministry stand specified for doing some items of work in Hindi only.

Creating enabling atmosphere for propagation and use of Hindi

19. Following steps have been taken in this report:-

- (i) *Cash awards for official noting & drafting in Hindi-In* order to attract more & more employees for doing work in Hindi, the amounts of cash awards have been doubled and 10 employees were given cash awards by the Minister.
- (ii) *Organising various competitive events on the occasion of Hindi day* created further conducive atmosphere for use of Hindi. During the year 51 employees of the Ministry participated in those events and Prizes of Rs. 11,000/- were distributed to the winners by the Honourable Ministers at a special function organised on 11.1.1996.
- (iii) *Making available popular Hindi literature to the employees* is yet another step in removing their hesitation in using Hindi in the official work and about 35% amount of annual Library budget is being spent on popular Hindi literature since 1994-95. The various offices under the Ministry are also following this,
- (iv) *All 92 Codes/Manuals/Items of Procedural literature* have been translated & printed in Hindi also.
- (v) *Q.L. inspections:* The Ministry inspected its 30 Unit offices at Lucknow, Allahabad, Hyderabad, Shillong, Guwahati, Siliguri. Gangtok & Madras and Head Offices of 14 organisations at New Delhi.
- (vi) In order to facilitate work in Hindi, there are 2 Dy. Directors, 15 Asstt. Directors, 15 Sr. Translators, 108 Jr. translators and adequate number of trained Hindi Stenos/Typists under the overall supervision of Director (O.L.) for the

Ministry, including its subordinate formations. The HUDCO, a PSU, has appointed Nodal Officers (Hindi) in its Unit/Division offices all over the country and the NBCC review performance of O.L. implementation in their High Level Annual Review meetings also.

- (vii) Adequate number of bilingual/Hindi typewriters have been made available in all the offices.
- (viii) The TCPO has been using Hindi in drafting its various survey reports on Urban/Tourism development projects located in Hindi areas since long.

Parliamentary Matters

20. Parliament Section of the Ministry deals with all Parliamentary matters pertaining to both the Departments viz. the Department of Urban Development and the Department of Urban Employment and Poverty Alleviation under this Ministry. During the year 1995-96, this Ministry answered 933 (61 Starred and 872 Unstarred) Parliament Questions on various subjects relating to Local Bodies, Housing, Central Public Works Department, Water Supply, Urban Development, Urban Poverty Alleviation Programme etc. While 749 of these Questions related to the Department of Urban Development, 184 Questions pertained to the Department of Urban Employment and Poverty Alleviation. While answering to these 933 Questions. Assurances were given in respect of 97 Parliament Questions. During 1995-96 various Divisions in the Ministry implemented 171 Parliamentary Assurances given to both the Houses of Parliament (this includes Assurances given to Parliament in the years prior to 1995 also).

21. Ten matters raised as a Special Mention in the Rajya Sabha and under Rule 377 in the Lok Sabha, were received by various Divisions of the Ministry during the year 1995-96. Two matters raised as a Special Mention in the Rajya Sabha and two under Rule 377 in the Lok Sabha are still pending final reply.

22. During 1995-96, five meetings of the Consultative Committee attached to the Ministry of Urban Affairs and Employment were organised wherein the following important issues were specifically discussed, in addition to general discussion on various matter relating to this Ministry:-

- (i) Mega City Scheme
- (ii) Developmental Activities of the National Capital Region Planning Board in the National Capital Region,

- (iii) Prime Minister's integrated Urban Poverty Eradication Programme (PMIU PEP).
- (iv) Follow-up Action on the Constitution (74th Amendment) Act, 1992.
- (v) Functioning of Delhi Urban Art Commission.
- (vi) Review of National Housing Policy.
- (vii) Functioning of Building Centres (HUDCO)

23. Annual Reports and Audited Accounts of the following Organisations for the years 1993-94 and 1994-95 were laid on the Table of both the Houses of Parliament during 1995-96:-

- (i) Delhi Development Authority
- (ii) National Capital Region Planning Board
- (iii) National Buildings Construction Corporation
- (iv) Hindustan Pre-Fab. Ltd.
- (v) Delhi Urban Art Commission
- (vi) Housing and Urban Development Corporation
- (vii) Central Government Employees Welfare Housing Organisation
- (viii) Building Material Technology Promotion Council
- (ix) National Institute of Urban Affairs.

24. Apart from this, during the year 1995, the Parliament Section of the Ministry has been fully computerised and all the functions, including Parliament Questions of the Section are done on the Computer with the help of NIC officials.

Welfare

25. Staff Welfare activities in the Ministry and its Attached/Subordinate Offices continued to receive due attention and encouragement. Eight Recreation Clubs functioning in the Ministry and its Attached/ Subordinate offices in various disciplines participated in the Cultural and Sports activities organised by the Central Civil Services and Sports Board, Department of Personnel & Training.

26. During the year 1995-96, the Ministry's team participated in the Table-Tennis, Carrom, Football, Hockey. Cricket, Power-Lifting, VoWey-Bail, Athletic Meet, Wrestling, Weight-Lifting and Best Physique Championships/Tournaments organised by the Central Civil Services Cultural and Sports Board, Department of Personnel & Training. In the Weight-Lifting competition our two players achieved 1st position, and two players took 2nd position. In Wrestling and Best Physique, our three players stood 1st and in Power Lifting, our two players achieved 2nd position. In Carrom, our team was adjudged at 3rd position.

27. Out of a total amount of grants-in-aid of Rs. one lakh, a sum of Rs. 93,563 has been released to the various Recreation Clubs under this Ministry. The Departmental Canteen of the Ministry of Urban Affairs & Employment continued to function efficiently catering to the requirement of the officers and staff of the Ministry.

J.C.M.

28. Follow-up activities by the J.C.M. continued to be performed satisfactorily.

Employment of Ex-Servicemen

29. The Deputy Secretary (Administration) in the Ministry is the Liaison Officer for the work relating to the employment of ex-servicemen. Additional Liaison Officers in the Attached/Subordinate offices and Public Sector Undertakings also watch the implementation of Government rules, regulations and orders on the subject. Statistics relating to appointment of ex-servicemen in the Ministry and its Attached/ Subordinate Offices, Public Sector Undertakings are given in Appendix V.

Reservation for Scheduled Castes and Scheduled Tribes

30. A special Cell in the Ministry watches the implementation of Government orders regarding reservation in services for Scheduled Castes and Scheduled Tribes through the periodical returns prescribed by the Government of India for the purpose. In addition, the Cell also monitors the filling up of the backlog vacancies reserved for Scheduled Castes and Scheduled Tribes under the Special Recruitment Drive in respect of the Attached/Subordinate offices and the Public Sector Undertaking of this Ministry. The Ministry has also issued instructions to the offices under its control for strictly observing the instructions issued by the Department of Personnel Training in respect of the reservations made for Other Backward Classes (OBC). The Cell periodically monitors the filling up of vacancies reserved for OBCs in respect of the Attached/ Subordinate offices of the Ministry. The statistics regarding the representation of Scheduled Castes/ Scheduled Tribes in the Ministry and its other offices are contained in Appendix VI-IX.

Public Grievance Cell

31. The Public Grievance Cell in the Ministry ensures redressal of the grievances of the public under the overall supervision of Joint Secretary (Admn.) who acts as the Director of Grievances. Grievances are also received through the Department of Administrative Reforms and Public Grievances, Department of Pension and Pensioners Welfare, Directorate of Public Grievances, Cabinet Secretariat, President's Secretariat, Prime Minister's Office, registered associations and members

of public. The grievances received in the Ministry are duly acknowledged and referred to the concerned offices under this Ministry for redressal. As per the instructions received from the Directorate of Public Grievances, Cabinet Secretariat & Ministry of Personnel, Public Grievances and Pensions, the grievances are continuously monitored and the over-all position reviewed periodically. A watch is also kept on the grievances appearing in the newspaper columns. The cell has contributed to the speedy disposal of genuine complaints and representation during the year.

Vigilance Activities

32. The Administrative Vigilance Unit of the Ministry functions under the charge of a Joint Secretary who is also the Chief Vigilance Officer. The Chief Vigilance Officer is assisted by one Deputy Chief Vigilance Officer of the rank of Deputy Secretary, three Assistant Vigilance Officers and Vigilance Officers of the Attached/ Subordinate Offices of the Ministry and also the Chief Vigilance Officers of the Public Sector Undertakings and the Autonomous Bodies under the administrative control of this Ministry. This Unit is responsible for all matters pertaining to vigilance in the Ministry of Urban Affairs & Employment including its Attached and Subordinate Offices, Public Sector Undertakings and Autonomous Bodies.

33. Vigilance work consists of preventive vigilance, surveillance and detection and deterrent punitive action. Under preventive action, rules and procedures are reviewed from time to time and surprise inspections are regularly conducted in sensitive areas under the Ministry. As regards surveillance and detection, lists of officers of Gazetted status whose conduct needs to be watched are prepared in consultation with the Central Bureau of Investigation. Under the punitive action, penalties prescribed under the rules are imposed on those who are found guilty.

34. Generally, the charges relate to execution of sub-standard work in the construction and maintenance of buildings, over-payments to contractors, irregularities in calling of tenders/quotations and award of contracts, disproportionate assets, illegal gratification, subletting of Government accommodation/shops and violations of the CCS (Conduct) Rules, 1964.

35. In addition to the departmental examination of complaints and investigation, the Ministry also receives reports from the Central Bureau of Investigation about the misconduct of officers either with a view to taking departmental action or for issuing sanction for prosecution under the Prevention of Corruption Act, 1988.

36. In respect of Public Sector Undertakings, this Ministry processes the cases against the Board level officers only. Autonomous bodies initiate action against their officers themselves. However, in case an officer is on deputation to these bodies from the Central Government, action is taken by this Ministry.

37. During the period January, 1995 to March, 1996, 85 surprise and regular inspections were carried out, 338 officers were charge-sheeted, 42 officers were placed under suspension, major penalties were imposed upon 36 officers and minor penalties upon 140 officers.

Computerization in the Ministry

38. In order to modernise the functioning of the Ministry and to achieve optimum efficiency various software packages for different types of activities have been developed.

39. Telephone information System (TELLIS) has been developed and made operational to cover all activities regarding processing of telephone and telex bills received by the Ministry. From the time a bill is received, to the time it is finally settled by the Ministry, the software keeps track of the status of the bill. Different MIS reports can be generated as and when required.

40. Library Information System (LIFIS) was installed to computerize all the functions of the Library. Database of some 11,000 books in English as well as in Hindi has been developed.

41. Computerized lists on the following are being transmitted through NICNET to the Department of Personnel.

- i. List of ACC decision challenged in courts.
- ii. Incumbency Position list for all the officers of the level of Under Secretary and above.

Monthly reports for the Cabinet Secretariat are being generated regularly on the computer.

42. Software package on movements of the C. Rs of all the gazetted officers has been developed to streamline the present manual system.

43. Parliament Question Information System was successfully implemented in the Parliament Cell of the Ministry during all the Parliament sessions in the year 1995-96. Timely reports on starred, unstarred, admitted questions and assurances were generated as and when required.

44. In addition, new software modules as mentioned below have been developed and made operational in the Parliament cell:

- a. Matters raised in the Lok Sabha/Rajya Sabha / Special Mentions
- b. Papers laid on the Table
- c. Parliamentary Committees
- d. Diary and file Management
- e. Telephone Info. System
- f. Generation of Casual Entry Passes.

45. Case Monitoring System for Delhi Division has been developed and a database of some 1000 current cases has been developed.

46. A Software Package for Computerized generation of Numerical Abstract of the various Monthly reports pertaining to Cabinet Decisions. CCA Decisions, PMO, Cabinet Sectt. etc., has been developed and implemented.

47. Diary and Reference Monitoring Systems have been developed and implemented in the offices of both the Ministers.

Computerization in the Directorate of Estates

48. A system for computerized generation of allotment letters has been implemented for all types of quarters. Monthly waiting lists were regularly generated through computer.

File monitoring system for ad-hoc allotments and Computerized generation of sanction letters was developed and implemented.

Various MIS reports (as listed below) based on the Housing Stock and the allotments in the year were generated regularly to provide decision support to the Directors of Estates.

- a. List of quarters in different pools
- b. List of allotments made over specified time periods.
- c. List of ad-hoc allotments over specified periods
- d. List of unauthorized occupations based on the retirement dates.

A software package for monitoring the allotments made by VIPs was developed.

A system for developing a database on sublet quarters has been developed and made operational.

Computerization in the Directorate of Printing

49. Payroll package was developed and made operational. The system successfully generates monthly paybills, payslips and licence fee statements etc. for the Directorate.

Machine Utilization Monitoring System was developed to generate reports on the performance of some 25 government presses scattered all over India. The package is being used to project statistics of controllable & uncontrollable factors of the machines.

Computerisation in the Department of Publication

50. NIC has been regularly transmitting monthly lists of fresh arrival of publications to all the state and district headquarters over the NICNET.

Training

51. Necessary training was imparted to the concerned staff in order to operate the software packages mentioned above.

Training in word processing under DOS and **Unix** environment was imparted to about 25 members of the staff of the Ministry and the Directorate of Estates.

52. Systems under Study/Development

1. Monitoring of House Building Advance (Admn.)
2. Inventory Management (Admn.)
3. Monitoring of Pension cases (Admn.)
4. Job allocation (Directorate of Printing)
5. Contract Management System (Dte. of Ptg.)
6. Monitoring of rent (Dte. of Estates)

Outstanding Inspection Reports/Audit objections:-

53. Department-wise details of outstanding Inspection Reports/Audit objections as on 31-3-96 is given at Appendix-X.

20-POINT PROGRAMME & THE MINISTRY OF URBAN AFFAIRS & EMPLOYMENT

The Ministry of Urban Affairs & Employment is responsible for monitoring of Point nos. 14(d), 14(e) and 15 of the Twenty Point Programme- of the Government. These relate to Housing for the Economically Weaker Sections and Low Income Group in urban areas under Points 14(d), 14(e) and Environmental improvement of Urban Slums under Point no. 15. These are State Plan Schemes. The funds are allocated by the implementing States/UTs from their own plan resources keeping in view their needs and priorities. Besides, two evaluatory items namely Use of Low Cost Building Materials under Point no. 14 and Restricting Growth of Urban Slums under Point no. 15 are also monitored. While the monitoring of Point nos. 14(d), 14(e) and 15 is done on monthly basis, the evaluatory items are monitored on half yearly basis.

2. The 20-Point Programme envisages the nation's commitment to eradicate poverty, reduce disparities in income and seeks to remove social and economic inequalities and also to raise the quality of life. All the above mentioned programmes assumed considerable significance in view of the priority accorded under the National Housing Policy for improving access to shelter to the houseless and disadvantaged groups such as SC/ST, widows and economically weaker sections in the urban areas and the manifesto targets for night shelters, expanded housing for SC/ST and backward classes and basic facilities for slum dwellers. These activities form part of National Housing Policy and Action Plan of Government.

3. The physical targets for Point nos. 14(d), 14(e) and 15 of the Twenty Point Programme for the year 1995-96 were fixed by the Ministry of Urban Affairs & Employment after due consultations with the State Governments/UT Administrations having regard to the plan provision, past performance and other resources of the state agencies.

4. The Monitoring Cell in the Ministry of Urban Affairs & Employment monitors the above mentioned programmes which involve collection of data from various State Governments/UT Administrations on a monthly

basis. As a part of the monitoring exercise, the Ministry of Urban Affairs & Employment also conducts the regional review meetings at various state capitals to review the performance of various programmes. Periodic reports are sent to the Department of Programme Implementation.

5. The level of performance varies among different States. There are many reasons for inadequate performance in housing schemes like low budget provision, land acquisition problems, difficulty in providing services, institutional capability, lack of access to institutional finance, shortage of materials and escalating costs. These deficiencies have been pointed out to State Governments from time to time who in turn have assured this Ministry that they are taking corrective measures.

14(d)-EWS Housing

6. Direct public sector investment is made for providing housing to the economically weaker sections in the urban areas, supplemented by the HUDCO loans.

6.1 During the year 1995-96, 1.13 lakhs dwelling units have been constructed against the annual target of 0.72 lakh dwelling units. The State Governments/UT Administrations have been requested to take action to make up for the shortfall. In addition HUDCO provides loans to construct houses for EWS category to the extent of 15% of its resources. Refinance is also available from the National Housing Bank.

6.2 It has been agreed to raise the income ceiling which was Rs. 700 per month per household in the 7th Five Year Plan to, Rs. 1250/- during the 8th Five Plan. The loan component has also been raised to Rs. 19,500/- for construction and Rs. 9,500/- for repairs of dwelling units in the urban areas. The emphasis is on sites and services and self construction. There are also special schemes for handloom workers and beedi workers.

14(e)-LIG Housing

7. The Ministry of Urban Affairs & Employment is also monitoring the programme of LIG housing which has been incorporated in the 20-Point Programme announced in 1986. It is being monitored from the year 1987-88. This is primarily a loan scheme and is being executed by the State Governments through Housing Boards and Housing Departments. The budget provision is supplemented by institutional finance. The Income eligibility which was Rs. 701-1500 in the 7th Five Year Plan has been raised to Rs. 1251-2650 during the 8th Five Year Plan. During the year 1995-96, 0.34 lakhs units have been allotted against the annual target of 0.34 lakhs

dwelling units. The State Governments/ UT Administrations have been requested to step up their efforts and take necessary steps to achieve the target. HUDCO also supplements the efforts of the State Governments/UT Admns. in providing loans. The HUDCO loan component for this category of houses is Rs. 55,000 for construction and Rs. 27,500 for repairs/ additions of the dwelling units.

15-Environmental Improvement of Urban Slums

8. The present policy of the Government lays emphasis on environmental improvement of urban slums rather than their massive clearance and relocation. The scheme envisages provision of seven basic amenities viz. water supply, storm water drains, community bath and latrines, widening and paving of existing pathways and street lighting and other community facilities etc. to slum dwellers. The scheme was introduced during the 6th Five Year Plan and is continuing in the 8th Five Year Plan. The ceiling of per capita cost has been raised from Rs. 525/- to Rs. 800/- per slum dweller w.e.f. 1.4.1995 in consultation with the Planning Commission. The programme is linked with the central schemes of Urban Basic Services for the Poor and Nehru Rozgar Yojna and involvement of resident associations.

8.1 During the year 1995-96, 17.40 lakh slum dwellers have been covered under the scheme against the annual target of 15.88 lakh slum dwellers.

8.2 The State Governments/UT Admns. have been asked to ensure that houses and benefits reach the families belonging to scheduled castes/ scheduled tribes in proportion to their population in the city/state. The state agencies reserve 15% to 20% of the houses and sites for these disadvantaged groups and this is ensured in HUDCO assisted schemes.

9. Bar charts indicating the performance of these programme during the year 1995-96 are at Annexure I to Annexure III. Statements indicating the targets and achievements during the year 1995-96 are at Annexure IV to Annexure VI.

Slum Improvement Projects Funded by ODA(UK)

10. The Overseas Development Administration (ODA) of the Government of UK has been supporting Slum Improvement Projects in seven Indian cities, in collaboration with the Ministry of Urban Affairs and Employment. The Programme started in 1983 in Hyderabad (Andhra Pradesh), and since 1988 additional

projects have been approved in Visakhapatnam, Vijayawada (Andhra Pradesh), Indore (Madhya Pradesh) and Calcutta (West Bengal). In addition to this, two projects are being implemented in Cuttack (Orissa) and Cochin (Kerala) recently. A Project proposal from the Govt. of Andhra Pradesh for covering 32 class-I towns has been received and forwarded to ODA. This project is expected to be launched soon.

10.1 The ODA Slum Improvement Projects entails not only development of physical infrastructure and provision of civic amenities but also community development and provision of social, economic and educational inputs which assist in raising the standard of living of the inhabitants of slum areas. Efforts are also being made to dovetail the ODA-assisted schemes with schemes of Government of India for achieving synergy and improved efficiency of the projects. Once a project is completed in a city, activities for project sustenance such as providing necessary allocation in the Budget of the respective Municipalities for continuing the activities initiated by ODA will also be made.

10.2 A statement giving the financial and physical status of the ODA assisted slum improvement projects is at Annexure VII.

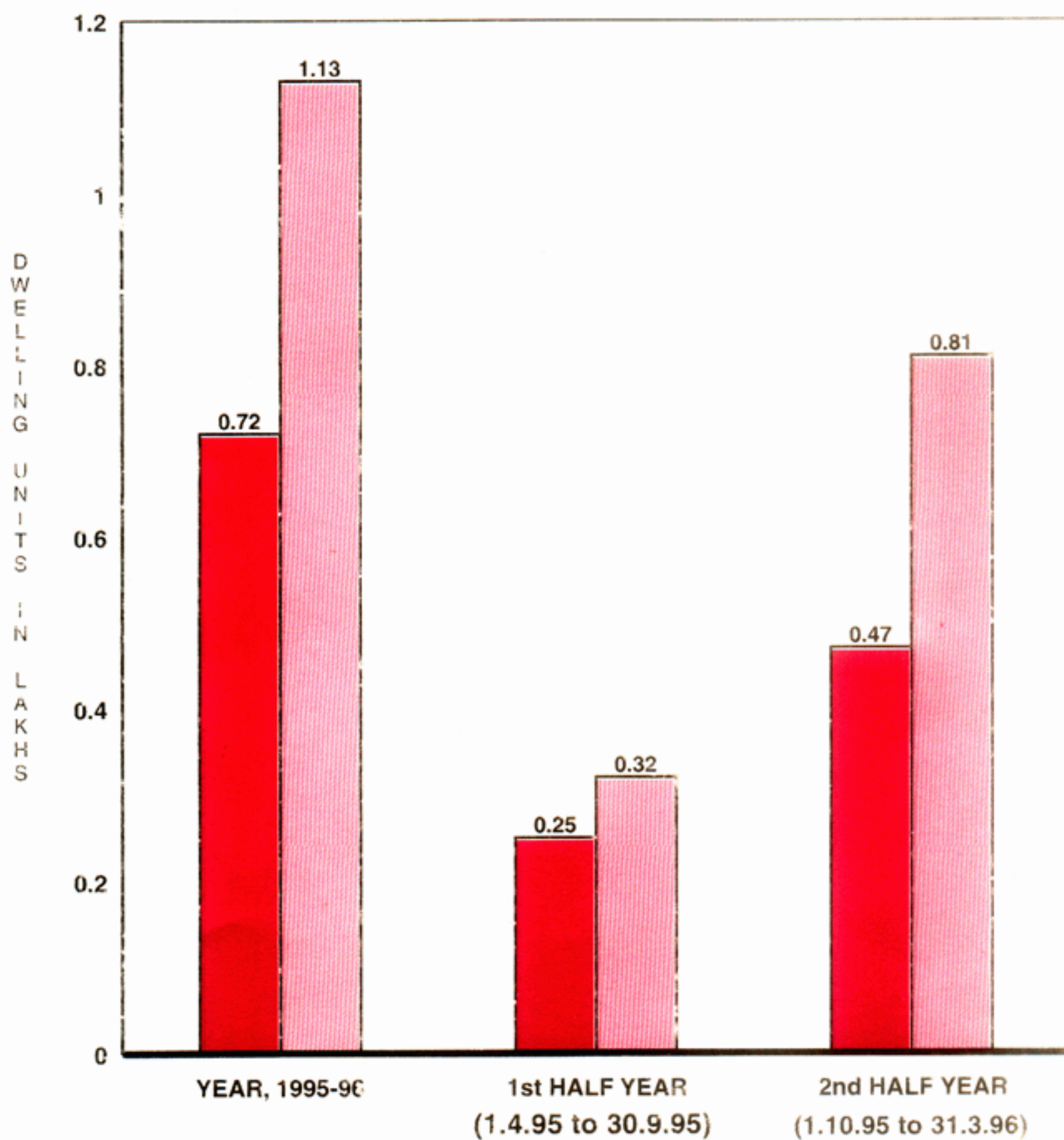
Slum Improvement Project with the assistance from Govt. of Netherlands

11. Apart from the slum improvement projects assisted by ODA, the Govt. of Netherlands has also been supporting a pilot project viz. Bangalore Urban Poverty Alleviation Project (BUPP) at an estimated cost of Rs. 1.5 crores. The Phase-I of the project started during Nov., 1993 and is likely to be completed by the end of June, 1996. The second Phase which has been recommended by the Formulation Mission set-up by the Govt. of Netherlands is likely to start from 1 st July, 1996. The project is being executed under the responsibility of the Ministry of Urban Affairs and Employment, HUDCO and the Govt. of Karnataka.

Slum Improvement Project with German Assistance

12. Germany has also shown interest in supporting Poverty Alleviation Projects. A slum improvement project at Nagpur city with assistance from Germany is under consideration.

POINT NO. 14(D), HOUSES FOR ECONOMICALLY WEAKER SECTIONS



TARGETS & ACHIEVEMENTS

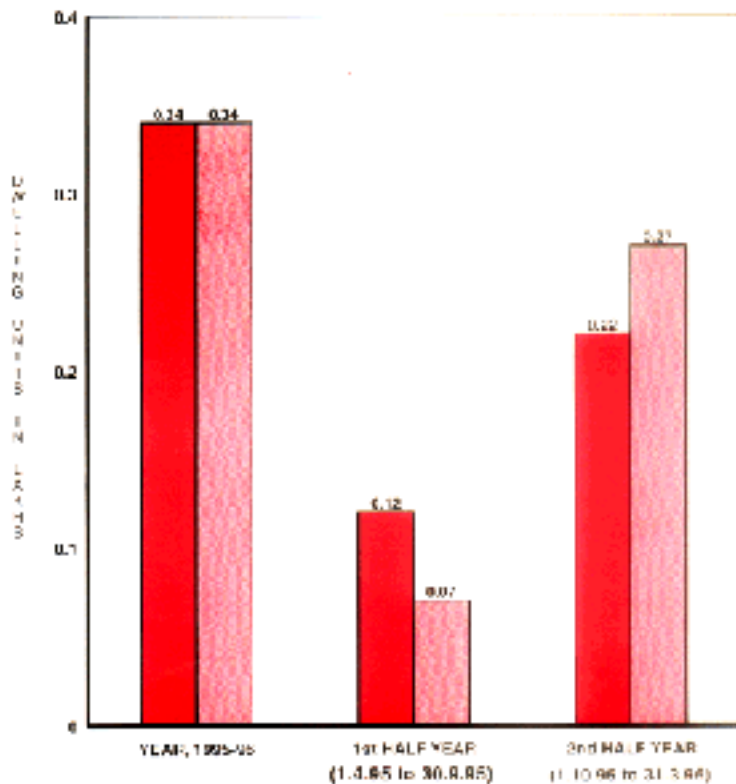


TARGET



ACHIEVEMENT

POINT NO. 14(E). HOUSES FOR LOW INCOME GROUP



TARGETS & ACHIEVEMENTS

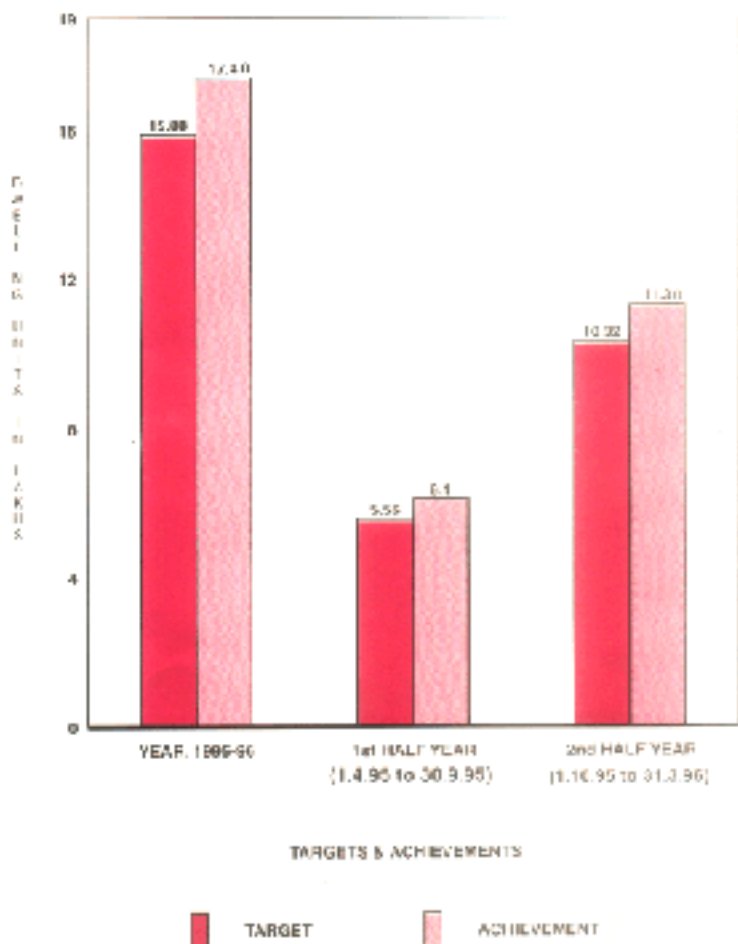


TARGET



ACHIEVEMENT

POINT NO. 15, ENVIRONMENTAL IMPROVEMENT OF URBAN SLUMS



Point No. 14D- EWS HOUSES PROVIDED

UNITS : NOS.

Sl. No.	State Name	Target 95-96	Achievement 95-96	Percentage
1.	Andhra Pradesh	25000	55034	220
2.	Assam	2028	771	38
3.	Bihar	500	192	38
4.	Delhi	3200	831	26
5.	Goa	100	0	0
6.	Gujarat	4800	2474	52
7.	Haryana	300	31	10
a.	Himachal Pradesh	30	30	100
9.	J.&K.	10	11	110
10.	Karnataka	2380	4572	192
11.	Kerala	13000	30373	234
12.	M.P.	4000	4254	106
13.	Maharashtra	1500	1500	100
14.	Manipur	125	0	0
15.	Meghalaya	0	0	—
16.	Mizoram	100	0	0
17.	Orissa	500	477	95
18.	Punjab	500	388	78
19.	Rajasthan	1000	1382	138
20.	Sikkim	100	150	150
21.	Tamil Nadu	6500	7366	113
22.	Tripura	100	0	0
23.	U.P.	4000	3810	95
24.	West Bengal	3000	0	0
25.	A&N Islands	5	0	0
26.	Daman & Diu	0	0	—
Grand Total		72778	113646	156

Point No. 14E- LIG HOUSES

UNITS : NOS.

Sl. No.	State Name	Target 95-96	Achievement 95-96	Percentage
1.	Andhra Pradesh	1240	1240	100
2.	Assam	27	5	19
3.	Bihar	500	100	20
4.	Delhi	3500	2977	85
5.	Goa	144	150	104
6.	Gujarat	2000	2003	100
7.	Haryana	2500	2500	100
a.	Himachal Pradesh	100	112	112
9.	J. & K.	10	35	350
10.	Karnataka	2672	1033	39
11.	Kerala	1200	2590	216
12.	M.P.	2500	3058	122
13.	Maharashtra	4850	4312	89
14.	Manipur	250	0	0
15.	Mizoram	250	130	52
16.	Orissa	1600	1942	121
17.	Punjab	1000	764	76
1a.	Rajasthan	750	2160	288
19.	Tamil Nadu	7000	7374	105
20.	Tripura	10	0	0
21.	U.P.	1500	1522	101
22.	West Bengal	600	0	0
Grand Total		34273	34007	99

Point No. 1 &-SLUM IMPROVEMENT (POP)

UNITS : NOS.

Sl. No.	State Name	Target 95-96	Achievement 95-96	Percentage
1.	Andhra Pradesh	225000	279168	124
2.	Assam	7000	4950	71
3.	Bihar	11000	3401	31
4.	Delhi	133000	114375	86
5.	Goa	150	0	0
6.	Gujarat	100000	211070	212
7.	Haryana	50000	95448	191
8.	Himachal Pradesh	10125	10128	100
9.	J.&K.	6000	17687	295
10.	Karnataka	66000	66500	101
11.	Kerala	25000	25304	101
12.	M.P.	116232	94910	82
13.	Mharashtra	520000	472214	91
14.	Manipur	5714	0	0
15.	Meghalaya	5000	4930	99
16.	Mizoram	2000	2000	100
17.	Orissa	10000	14162	142
18.	Pondicherry	10000	10169	102
19.	Punjab		9201	74
20.	Rajasthan	43750	52181	119
21.	Sikkim	1500	1500	100
22.	Tamil Nadu	31500	35649	113
23.	Tripura	10000	10000	100
24.	UP	150000	147355	98
25.	West Bengal	3700	57517	155
26.	Ah N island.	400	400	100
Grand Total			1740819	110

Statement indicating Status of ODA Funded Slum Improvement Projects (SIP)

S. No.	Name of Project & Implementing agency	Duration of the Project	Total approved cost of the project (Rs. in crores)	No. of slums proposed to be covered	Expenditure incurred (Rs. in crores)
1.	Hyderabad SIP-III, Municipal Corpn., Hyderabad	1989-90 to 31.3.96	42.75	300	42.00 (Upto Dec.'95)
2.	Visakhapatnam SIP, Municipal Corpn. Vizag	1988-89 to 31.3.96	28.59	198	27.96 (Upto Dec.'95)
3.	*Chinagadali	1993-94 to 31.3.96	6.95		5.28 (Upto Dec.'95)
4.	Vijayawada SIP, Municipal Corpn. Vijayawada	1990-91 to 30.6.97	49.15	136	32.94 (Upto March,'96)
5.	Indore SIP, Indore Development Authority	1990-91 to 31.3.97	60.50	183	46.77 (Upto Feb, '95)
6.	Calcutta SIP, CMDA	1990-91 to 31.12.96	46.19	167	29.66 (Upto Jan,'96)
7.	Cuttack SIP, Phase-I Cuttack Mpl. and CDA	1995—	25.70	49	0.49 (Upto Dec,'95)
8.	Cochin Urban Poverty Reduction Project, Phase-I, Corp. of Cochin	1995—	30.00	152	0.13 (Upto Dec,'95)

*This is being done as an extension of Visakhapatnam SIP and is a resettlement Project.

DEPARTMENT OF
URBAN DEVELOPMENT

URBAN DEVELOPMENT

Urban Development is a State subject and the Department of Urban Development assists the State Governments in their programmes of urban development by way of formulating broad policy frame work; providing legislative support by way of constitutional amendment, legislation or issue of guidelines; implementing a number of centrally sponsored schemes; processing and monitoring assistance from multilateral institutions for State Govt. projects and finally providing technical support and advice for promoting orderly urbanisation.

I POLICY AND LEGAL INITIATIVES

National Urban Policy

2. The Department of Urban Development. is in the process of formulating a National Urban Policy keeping in view the recommendations of the National Commission on Urbanisation, the economic reforms and the elements of national urbanisation strategy listed out in the Regional Action Plan on Urbanisation adopted by the ESCAP countries vide the New Delhi Declaration. The National Urban Policy will take into account the suggestions of the State Governments, State Urbanisation Strategy papers prepared in the context of the IDSMT Scheme and the decentralisation reforms envisaged by the Constitution (74th) Amendment Act, 1992. Due cognizance would be given to overall development goals of States, their physical and financial resources, growth potential of towns in different regions and integration of spatial and economic planning. With the formulation of overall national urbanisation strategy, it would be possible to identify thrust areas and address the various urban problems such as infrastructural deficiencies, poverty and environmental deterioration in a systematic manner, keeping the goals of sustainable development in view.

2.1 The Planning Commission and the M/UA&E have jointly constituted a Task Force on Urban Perspective and Policy. Three Technical Groups have also been constituted to assist the Task Force, namely, (1) Technical Group on Urban Planning System; (2) Technical Group on Financing of Urban-Infrastructure and (3) Technical Group on Urban Perspective and Policy. The Reports of

the Technical Groups are expected to be ready by 1996. Thereafter, the Report of the Task Force will be finalised. The recommendations of the Task Force will also be an input for the National Urbanisation Policy.

Constitution (74th Amendment) Act, 1992.

3. The Constitution (74th Amendment) Act, 1992 relating to Municipalities (known as Nagarpalika Act) was passed by the Parliament in Winter Session of 1992 and it received the assent of the President on 20.4.1993. This Act seeks to provide a common framework for the structure and mandate of Urban Local Bodies and enable them to function as effective democratic units of Local-Self Government.

3.1 Government of India notified 1st June, 1993 as the date from which the 74th Amendment Act came into force. The Act provided for a period of one year from the date of its commencement, within which the Municipal Laws which were in force at that time in States/ Union Territories, were required to be changed/amended/ modified in order to bring them in conformity with the provisions of the Constitution (74th Amendment) Act, 1992.

3.2 As a result of various initiatives taken by the Ministry of Urban Affairs and Employment, the Constitution (74th Amendment) Act, 1992 was got implemented by all State Govts./U.T. Administrations, where the same was applicable by the target date, viz., 31st May, 1994. All the State Governments enacted amendments to bring their Municipal Laws in conformity with the Nagarpalika Act.

3.3 The salient features of the Constitution (74th Amendment) Act cover the following:-

- Constitution of Municipalities
- Composition of Municipalities
- Constitution of Wards Committees
- Reservation of Seats
- Fixed duration of Municipalities
- Power, Authority and Responsibilities of Municipalities
- Appointment of State Election Commission
- Appointment of State Finance Commission.
- Constitution of Metropolitan and District Planning Committees.

3.4 Action has been taken by the State/UT Governments to set up State Finance Commissions/ State Election Commissions as follows:

(I) State Finance Commissions (SFCs): All States except Orissa have set up their Finance

Commissions. The Orissa State Government has been requested at the level of Chief Minister to constitute the State Finance Commission without further delay.

Conscious of the need to assist the SFCs, the Ministry of Urban Affairs and Employment prepared and circulated widely among the States and Union Territories several papers on principles and practices of municipal finance. Four national level meetings have been organised involving SFC Chairmen, experts and officials to discuss and clarify various issues of municipal functions, finances and devolution for the benefit of the SFCs. A Resource Group under the Chairmanship of Dr. Raja Chellaiah has been constituted to provide technical assistance to the State Finance Commissions.

- (II) Election Commission: All State Governments/ UTs. have set up their Election Commissions for conducting elections to Urban Local Bodies. Elections to municipal bodies have been completed in many states.

3.5 Nagarpalika Act is a historical Act which provides for major structural changes in local government in order to restore rightful place of the Municipalities as democratic units in the present system of governance and to give decision making powers to the people at the grassroots level.

Urban Land (Ceiling & Regulation) Act, 1976

4. The Urban Land (Ceiling & Regulation) Act, 1976 came into force on 17th February, 1976 in the States of Andhra Pradesh, Gujarat, Haryana, Himachal Pradesh, Karnataka, Maharashtra, Orissa, Punjab, Tripura, Uttar Pradesh and West Bengal and in all the Union Territories. The Act was subsequently adopted by the States of Assam, Bihar, Madhya Pradesh, Manipur, Meghalaya and Rajasthan. Out of 4,06,222 applications filed in relation to the excess vacant land, 2,59,177 cases have been decided by the State Govts./UTs so far. Out of 2,20,674 hectares of land so far declared surplus, the extent of land taken over has been 15,320 hectares. Out of 1,28,124 applications submitted for grant of exemption under Section 20 of the Act, exemptions have been granted in 53,953 cases involving 56,581 hectares of land. So far 9,638 schemes have been received under Section 21 of the Act for construction of dwelling units for the Weaker Sections of the Society. 2,984 schemes have been approved for constructing 483,132 tenements on 5,327.42 hectares of land.

4.1 Certain deficiencies and drawbacks have been noted in the act and its implementation. The Government is, therefore, considering various proposals to amend it in order to make the Act more workable by shifting its thrust from acquisition to development of excess vacant land in urban agglomerations.

The Delhi Rent Act, 1995

5. The Delhi Rent Bill, 1995 was passed by both the Houses of Parliament. The Delhi Rent Bill, 1995 was assented to by the President on 23.8.95 and has been published in the Gazette of India Extraordinary Part-II Section I dated 23.8.95 as Act No: 33 of 1995.

5.1 The Government have received representation for making changes in certain provisions of the Act. The Chief Minister, Government of NCT of Delhi appointed an All Party Committee to suggest changes in the Act. Suggestions from various quarters have been received and are under examination. The suggestions relate primarily to deemed rent, registration of tenancies, inheritability of tenancies, evictions, etc. and are under consideration of the Govt. The Act will be brought into force subject to final decision in the matter.

II SCHEMES

6. The Department of Urban Development is implementing a number of centrally sponsored schemes for assisting the states in meeting the challenge of rapid urbanisation. Brief details of the schemes in the sphere of urban development are given in the succeeding paragraphs.

Scheme of Integrated Development of Small & Medium Towns (IDSMT)

6.1 The Centrally Sponsored Scheme of Integrated Development of Small and Medium Towns (IDSMT) was initiated in the VI Plan (1979-80). The Scheme has continued in the VII and VIII Plans. It aims at the improvement of infrastructure in selected towns having growth potential so as to enable them to emerge as regional centres of economic growth and employment and facilitate arresting migration of population to large cities/towns.

Constraints earlier faced in implementing the Scheme

6.2 Till 1994-95, almost the entire funding under IDSMT (Central and State Shares and institutional finance) was in the form of loan. Due to their unsound financial condition, most of the municipalities found it extremely difficult to tap institutional finance which was to the extent

of 40-70% of the project cost under the guidelines in vogue. It was felt that in the absence of some element of grant, it would not be possible for the municipalities to tap institutional finance to be able to take up a judicious mix of remunerative, cost-recovery based and non-remunerative/service-oriented projects. Accordingly, as a result of mid-term appraisal of the Scheme during VIII Plan and keeping in view the provisions of the Constitution (74th Amendment) Act, 1992, the guidelines for implementing the IDSMT Scheme have been drastically revised in August, 1995.

Salient Features of Revised IDSMT Guidelines (August 1995)

6.3 (i) Scheme Coverage:

IDSMT will be applicable to towns/cities with population upto 5 lakhs (earlier limit was 3 lakhs) where elections to the local bodies have been held. IDSMT will not be applicable to towns covered under the Prime Minister's Integrated Urban Poverty Eradication Programme (PMIUPEP), i.e., towns with population between 50,000 and 1 lakh (C Category). For this category, IDSMT components will have to be taken up under PMIUPEP. The Revised Scheme provides for development of a selected number of potential growth centres by adopting a 'whole town development' approach rather than spreading the funds too thinly among a large number of towns.

(ii) State Urban Development Strategy Paper:

State Govts./UT Admns. are required to formulate State Urban Development Strategy Papers and identify growth centres (priority towns) for funding under IDSMT with comprehensive justification.

(iii) Grant-in-aid for preparation of Town Development Plans and Project Reports:

In accordance with the State Urban Development Strategy Paper and Town/City Master Plans: the Town/City Development (Investment) Plans and IDSMT project reports for implementing these Plans are required to be prepared by the municipalities. To enable the preparation of such plans and project reports, grant-in-aid will be available to State Governments/Municipalities (through the State Nodal Agencies) on a 60 (Central Grant): 40 (State Grant) basis with total cost restricted between Rs. 3 lakhs and Rs. 6 lakhs depending upon the population category of town.

(iv) Scheme Components:

The components will consist of works having city/townwide significance which are in accordance with the City/Town Development Plans. These may include

strengthening of Master Plan roads (including street lighting) and drainage works, development of bus/truck terminals, sites and services, market and shopping complexes, tourist facilities, city/town parks, etc. Several towns have been benefited under projects taken up under traffic and transportation, markets and mandis and sites and services components, etc.

(v) Financing Pattern:

The Scheme envisages a mix of grants (Central and State) and loans/internal (municipal) resources for IDSMT projects. Project cost, grant and loan/ internal resources components will vary between towns as follows:

Category of Town/ Population Range	Minimum Project cost (Rs. lakhs)	Grant %	Loan/ Internal Resources %
A (<20000)	1 0 0	8 0 %	2 0 %
B (20000-50000)	2 0 0	7 5 %	2 5 %
C (50000-100000)	3 5 0	7 1 %	2 9 %
D (1-3 lakhs)	5 5 0	6 4 %	3 6 %
E (3-5 lakhs)	7 5 0	6 0 %	4 0 %

The Grant component is to be shared between the Central and State Governments in the ratio of 60:40. Thus, the maximum Central Grant permissible will vary from Rs. 48 lakhs (for A category) to Rs. 270 lakhs (for E category). The State grant will range from Rs. 32 lakhs (for A category) to Rs. 180 lakhs (for E category). Central Assistance for ongoing schemes sanctioned in earlier years will however, continue as a soft loan.

(vi) Revolving funds at municipal level are required to be set up for promoting self-sustaining development of urban infrastructure.

(vii) Implementation Mechanism:

At the Central level, the Town and Country Planning Organisation (TCPO), New Delhi is the Nodal Agency for appraisal, monitoring and evaluation of IDSMT projects. IDSMT projects are to be sanctioned by a State Level Sanctioning Committee consisting of Central and State Government representatives. Based on the sanctions, Central assistance will be released.

Progress of IDSMT Scheme

6.4 From inception till date, 828 towns in 25 States and 5 UTs have been covered under IDSMT and Central Assistance of Rs. 258.05 crores released. As reported by TCPO, the State Admns. have reported a total expenditure of Rs. 349.32 crores till March, 1996. The estimated employment generated under IDSMT

Scheme till March, 1996 was 848.96 lakhs of mandays. As against the allocation of Rs. 96 crores and Rs. 88 crores during the VI and VII Plans respectively, the allocation of funds for IDSMT during VIII Plan is Rs. 155 crores including Rs. 35 crores for 1995-96. The targets and achievements during the first four years of VIII Plan are given below:

(Rs. in crores)

Year	Budget Allocation	Funds Released	Additional Towns targetted	Additional Towns covered
1992-93	15.00	11.60	33	44
1993-94	22.00	21.56	54	84
1994-95	25.00	24.41	72	104
1995-96	35.00	29.65	82	79
			[during 1995-97]	
Total:	97.00	87.16	241	311

6.5 The new IDSMT guidelines have been communicated to all concerned in August 1995. The State Govts. have constituted the state level IDSMT Sanctioning Committees and 79 towns were covered under IDSMT during 1995-96 as per the revised Scheme guidelines and Central grant amounting to Rs. 19.40 crores released. The total Central Assistance of Rs. 87.16 crores released during the first four years of the VIII Plan also includes an amount of Rs. 16.87 crores on account of subsequent/final instalments for ongoing projects in 104 towns covered under IDSMT from VII Plan onwards.

Mega City Scheme

7. The National Commission on Urbanisation had recommended that Central assistance be provided for development of infrastructure in cities of national importance. Considering this and the persistent demands by the concerned State Governments, the Centrally Sponsored Scheme of Infrastructural Development in Mega cities has been introduced from 1993-94.

7.1 The salient features of the Scheme are:

- It is applicable to Bombay, Calcutta, Madras, Bangalore and Hyderabad.
- It is administered through the Ministry of Urban Affairs & Employment and funds would be channelised through a special institution/ nodal agency at the State level.
- the fund sharing between Central Govt. and State Govt. is 25% : 25% and the balance 50%

is to be met from institutional finance, through public financing institutions or capital market.

- The nodal agency would provide project related finance for urban infrastructure including water supply, sewerage, drainage, sanitation, city transport, land development, slum improvement, solid **waste** management etc.
- The projects to be included under the Scheme are of three categories:
 - basic services where minimum returns are not expected and for which loans could be at marginal or zero interest rate and some grants could be provided:
 - Where user charges could be levied — for which loans could be at 8%; and
 - Projects which are remunerative and for which loans would be given at market rate of interest.
- The Mega City Scheme nodal agencies are required to constitute a Revolving Fund with the help of the Central and State share. It is stipulated that after accounting for interest on borrowed capital etc., a minimum of 75% should remain in the Corpus of each Nodal Agency at the end of Ninth Plan (2002). The objective is to create and maintain a special fund for the development of infrastructural assets on a sustained basis.

7.2 The nodal agencies for the Mega City Scheme are:

Bombay	Bombay Metropolitan Region Development Authority (BMRDA)
Calcutta	Calcutta Metropolitan Development Authority (CMDA)
Madras	Metropolitan Infrastructure Development Corporation (MIDC)
Hyderabad	Hyderabad Urban Development Authority (HUDA)
Bangalore	Karnataka Urban Infrastructure Development Finance Corporation (KUIDFC)

Projects under the Scheme are to be sanctioned by a State Level Sanctioning Committee with three members from the State and two members from the Central Government. Joint Secretary (UD) of Ministry of Urban Affairs and Employment and Adviser (HUD), Planning Commission are the Central Government representatives in the Project Sanctioning Committee.

7.3 The 8th Plan indicated an outlay of Rs. 700 crores for this Scheme (Bombay — Rs. 200 crores, Calcutta — Rs. 200 crores, Madras — Rs. 100 crores, Hyderabad — Rs. 100 crores and Bangalore — Rs. 100 crores). During 93-94, an amount of Rs. 70 crores was released by the Planning Commission — treated as Central Government's share for the Scheme. In addition, an amount of Rs. 50 lakhs (Rs. 10 lakhs each for the five mega cities)) was released for undertaking preliminary studies/project preparation exercises. During 1994-95, Rs. 74.5 crores were released to the five mega cities as Central Share (Bombay — Rs. 16.1 crores, Calcutta — Rs. 16.1 crores, Madras Rs. 11.1 crores, Bangalore — Rs. 20.1 crores and Hyderabad — Rs. 11.1 crores). During 1995-96, Rs. 83.5 crores were released under Mega City Scheme (Bombay — Rs. 18.0 crores, Calcutta — Rs. 18.0 crores, Madras — Rs. 17.0 crores Bangalore — Rs. 15.0 crores and Hyderabad — Rs. 15.5 crores). An amount of Rs. 8.00 lakhs each was also released to the five mega cities for taking up feasibility studies, preparation of Mega City Development Plans etc.

7.4 The works on the project to be implemented under the Mega City Scheme have been commenced by the State Governments. According to the Scheme guidelines, the State level Project Sanctioning Committee will approve projects and Central Government will have only a monitoring/reviewing role. The Sanctioning Committee in all the Mega Cities have approved projects for implementation. By 31.3.96 projects amounting to Rs. 1245.66 crores have been approved by these Committees.

Urban Mapping

8. The fast growth of urban areas both physically and demographically has resulted in rapid changes in township structure, land use patterns, physical infrastructure base as well as socio-economic activities. However, the mapping of towns and cities incorporating all such changes from time to time has not kept pace. Due to this many urban areas in the country do not have up to date base maps today. The National Commission on Urbanisation in their report has recognised the inadequacy of proper base maps for majority of the urban centres and suggested preparation of latest base maps and their periodic updating by the use of modern techniques of aerial photography and remote sensing for all the towns and cities. To meet the requirements of base maps for towns and cities, a scheme for preparing urban maps using aerial photography was proposed during the 8th Five Year Plan so as to enable updating of the maps in a revision cycle.

8.1. The major objectives of the Urban Mapping Scheme are:

- to obtain aerial photographs and photo mosaics for the selected priority cities on a scale of 1:10,000.
- to develop technical capabilities of Town Planning Organisations at Central and State levels in terms of manpower and equipment for interpretation and use of aerial photographs for preparation of urban maps.
- to prepare base maps, with necessary specifications and details for the selected priority cities on 1:2500 scale coinciding with the legal and technical requirement of town planning exercises; and
- to generate digital graphic inputs for Geographic Information Systems for updating base maps in revision cycle.

8.2. In consultation with State Governments, TCPO has identified 25 towns from various States, to be covered under the first phase of scheme. Aerial photography for ten towns has already been taken by the National Remote Sensing Agency (NRSA) and for three more towns, part of the job of aerial photography has been completed. Urban Mapping for the 25 towns will involve aerial photography, ground control/truth data gathering, rectification of aerial photographs and preparation of base maps by NRSA within next three years. On receipt of the these maps, the same can be used by the State Town Planning Departments for the preparation/revision of developmental plans of the respective towns as an immediate use. Simultaneously, TCPO in collaboration with the concerned State Town Planning Departments would undertake interpretation of aerial photographs and collection of other secondary data/information to generate thematic maps/layers as graphic and attribute data base for the development of GIS and processing of information for use of Town Planning Departments, local bodies, development authorities, PWD, Tax Departments and other sectoral development agencies, as multi-purpose maps.

8.3. The allocation for the project together with research and training in urban and regional planning included in the 8th Five Year Plan is Rs. 5.50 crores. A sum of Rs. 6.08 crores has already released to TCPO under the scheme up to March, 1996 out of which a sum of Rs. 2.59 crores has been paid to NRSA as an advance payment for the work of aerial photography and base mapping and Rs. 21 lakhs have been utilised for upgrading hardware/software facilities and training of personnel. Considering the importance of the Urban

Mapping scheme, the Planning Commission has been requested to enhance the allocation under the Urban Mapping Scheme (including research and training) to Rs. 19 crores during the 8th Five Year Plan.

Provision of Infrastructural Facilities in the Displaced Persons' Colonies in West Bengal.

9. After considering a note submitted by the Ministry of Rehabilitation in 1976, the Cabinet approved the proposal to fund infrastructural development in displaced persons' (East Bengal refugee) colonies in West Bengal. A total number of 103157 plots for refugees were to be developed covering 612 colonies at a cost of Rs. 23.85 crores.

9.1. The various components of development in the refugees' colonies included provision of water supply, drainage, roads and pathways, sanitation and other items (at the rate of Rs. 2500 per plot in Calcutta Metropolitan Development Authority (CMDA) area and at Rs. 1700 per plot in non-CMDA areas). In the 1st phase, 12000 plots were taken up at a cost of Rs. 2.68 crores (implemented during 1976-82). 2nd phase was approved in 1982 for developing 29,825 plots at a cost of Rs. 7 crores. The balance plots were proposed to be covered in the 3rd phase. Before the third stage was taken up, the State Govt. and the Ministry of Home Affairs raised certain issues such as increase in the ceiling cost of development and inclusion of additional 607 post 1950 colonies in the programme. The Ministry of Home Affairs appointed a Technical Group to examine the cost of development and in 1987, the Technical Committee recommended a uniform amount of Rs. 11,931 per plot. Meanwhile the State Govt. reported that 59,132 plots were developed as against 41,825 plots approved for phase I and II. The State Govt. had incurred an expenditure of Rs. 10.01 crore as against the Central Grant of Rs. 9.68 crores.

9.2. After detailed examination of the issues in consultation with the Ministry of Home Affairs, the State Government and the Planning Commission, proposals were submitted by this Ministry to the Committee of Secretaries. Based on the decisions of the Committee of Secretaries, revised proposals were put up to the Cabinet which approved in January, 1995, a revised ceiling cost of Rs. 17,777/- per plot for development, reimbursement of Rs. 2.33 crores to the State Government and provision of Rs. 78 crores in the Central budget to be released to the State Govt. as grant for completing action on the balance

44,025 plots (originally approved by the Cabinet in 1976) in a phased manner.

9.3. During 1995-96, a budget provision of Rs. 20 crores was available, out of which Rs. 2.33 crores were provided to the Government of West Bengal for reimbursement of the expenditure already incurred. On the basis of recommendations of the Project Implementation Committee appointed for the purpose, the Ministry has released the entire amount of Rs. 20 crores to the Government of West Bengal.

EXTERNALLY AIDED URBAN DEVELOPMENT PROJECTS

I. World Bank aided Urban Development Projects

10. The World Bank is assisting various State Governments in the implementation of Urban Development Projects. At present such projects are under implementation in the States of Uttar Pradesh and Tamil Nadu. The Urban Development Project which was under implementation in Gujarat was closed on 31st March, 1995. The details of the on-going Projects are shown in the Table below. The Project covers several Sectors/Areas such as Sites and Services/Area Development, Transport, Low Cost Sanitation, Water Supply, Solid Waste Management, Shelter/Slum Upgradation, Municipal Development Fund, etc. The Ministry of Urban Affairs & Employment monitors the implementation of World Bank Aided Projects in States.

10.1 Proposals for urban development projects were received by the Ministry of Urban Affairs & Employment from the States of Kerala, Orissa and Madhya Pradesh for seeking assistance from the World Bank. The Government of Maharashtra also forwarded a request for World Bank assistance for the proposed Bombay Urban Infrastructure Project. These projects have been recommended by this Ministry to the World Bank through the Deptt. of Economic Affairs. However, due to a rethinking in the World Bank on their policy towards financing Urban Sector projects in India, these projects have not yet been formally appraised by the Bank for possible funding. The matter has been taken up with the Deptt. of Economic Affairs and action on the proposed/pipeline projects will be taken on receipt of decision of the Bank. It is likely that the Bank may favour lending for urban sector projects through financial intermediaries. This issue was discussed in the workshop jointly held by this Ministry and the World Bank during 8-9 March, 96 at Hyderabad. Final decision from the Bank is awaited.

Sl.No.	Project	Period	Original Cost	Revised Cost	Revised Credit upto	Expenditure upto
			(Rs. in Crores)		(Cr. SDR Million)	30.09.95
1.	Uttar Pradesh Urban Dev. Project	Feb. 88 to March, 1996 (Extension has been sought upto March, 1997).	246.12	346.12	83.9	282.66
2.	Tamil Nadu Urban Dev. Project	March 88 to Sept., 1996 (Extension was granted upto September, 1996)	632.55	988.50	267.00	640.95

II. Asian Development Bank Assisted Urban Development Projects

11. As per an agreement signed between the Asian Development Bank (ADB) and the Government of Karnataka, a Technical Assistance (TA) project was implemented to conduct a study in connection with the possible financing of an Urban Infrastructure Development Project in Karnataka with the support of ADB. Based on the TA report an agreement has been reached between the ADB, Government of Karnataka and Government of India for the financing of an Urban Infrastructure Development Project at an estimated cost of US \$ 132.00 million (about Rs. 440 crores). The objective of the project is to promote decentralisation of economic growth away from the rapidly expanding Bangalore City, lessen the strain on its existing infrastructure system and check the deterioration of living conditions in the city.

11.1 Another proposal of Government of Karnataka for financial assistance for development of West Coast Districts of Karnataka has been recommended to DEA who have posed the project to ADB. The estimated cost of the project is Rs. 758 crores out of which external assistance component is Rs. 430 crores.

11.2 This Ministry has recently given clearance for undertaking a Technical Assistance Project in connection with a possible Urban Infrastructure Development Project covering six towns in Rajasthan with the support of ADB.

11.3 A Technical Assistance project based on agreement between ADB and Ministry of Urban Affairs & Employment was signed during 1994 involving financial assistance amounting to US \$ 435,000. This project is currently under progress. Out of the total amount of US \$ 435,000, a sum equivalent to US \$ 35,000 is to be met by the Government of India in kind. The Technical Assistance is primarily meant for a review of urban sector policies and programmes with a view to determining the potential for ADB investment in the urban sector of the country.

Matters Relating to Research Projects/Studies

12. This Ministry considers various research proposals submitted by Government, Semi-Government, Academic and Research Institutions and Voluntary Organisations and releases grant-in-aid to them. These funds are mainly released for conducting research studies pertaining to subjects such as the Evaluation of On-going Plan Schemes in the Urban Development and Housing sector Urban Management, Upgradation of the Financial and Administrative Capability of the Urban Local Bodies, System of Devolution of State Resources to Municipalities, Operation of Urban Land Market, Measures for Promoting Privatisation/Public-Private Partnership, etc. and also for relevant Training Programmes for Municipal/Town Planning functionaries.

12.1 Some of the important research/training projects undertaken during 1995/96 are as follows:-

- (i) IDSMT Training Programmes by TCPO, School of Planning and Architecture, Ahmedabad and Regional Centres for Urban and Environmental Studies, Hyderabad;
- (ii) Studies in connection with (a) Inter-Ministerial Task Force on Urban Perspective and Policies and (b) Technical Groups on Urban Perspective, Financing of Urban Infrastructure and Urban Planning System;
- (iii) Organisation of the 4th Meeting of State Finance Commissions;
- (iv) Preparation of Sectoral Housing Action Plan of Madhya Pradesh;
- (v) Seminar on Potentiality and Problems of Small Towns in North East India;
- (vi) Lectures by Mr. Liu Thai Ker, former Chief Planner of the city of Singapore on Planning Experiences in Singapore and Public Housing in Singapore.

- (vii) Development of Strategy Papers on the Critical Areas of the Urban Environment, Water Supply, Sewerage and Sanitation, Solid Waste Management, Urban Air Pollution Control, and Institutional Strengthening for the Protection and Preservation of the Urban Environment.

12.2 This Ministry has entered into a collaborative agreement with ODA for undertaking a project: Urban Management Development Programme in India with support from ODA. The objective of the project is to enhance the management capabilities of professionals in Urban Management. The programme would also provide a framework for better production of Project proposals and plans for action in specific programmes such as Integrated Development of Small & Medium Towns, Service Maintenance, Resource Mobilisation, Urban Basic Services and Land Management. The duration of the collaborative arrangement is for a period of two years initially.

12.3 The Towns & Country Planning Organisation of this Ministry is the nodal agency for the programme. Besides TCPO, two institutions, namely Regional Centre for Urban and Environmental Studies, Hyderabad and School of Planning & Architecture, Ahmedabad, have been identified as the core institutions for the programme. Trainers from these institutions are now

imparting training to the field staff engaged in the implementation of Centrally Sponsored Schemes such as IDSMT. They are taking assistance of other supporting institutions in the country.

Prime Minister's Award for Excellence in Urban Planning and Design.

13. It has been decided with the approval of the Prime Minister to institute two National Awards for:-

- (i) implemented Urban Planning and Design Projects, signifying built environment of exceptional quality; and
- (ii) innovative ideas/concepts and plans in Urban Planning and Design, where the projects are still in the pipeline or at implementation stage.

13.1 These Awards are open to all Indian Architects, Town Planners and Allied Professionals, their firms and government, public and private sector institutions/organisations who have planned/implemented projects anywhere in India.

13.2 The first Prize in each category will carry a cash award of Rs. 5 lakhs including a citation and the second Prize will carry a cash award of Rs. 2.50 lakhs including a citation. It has been proposed to award these prizes on a biennial basis commencing from 1995-96.

URBAN TRANSPORT

The pervasive influence of Urban Transport on city environment is increasingly attracting the attention of discerning city dwellers and the Government. It is being appreciated that growth of urban transport influences the efficiency and economy of the city, determines the distribution of activities within and around it, affects its quality of life, its energy needs and the safety and welfare of its people. More importantly, Urban transport contributes to the economic output of urban areas and enables this enhanced output to be utilised for the development of the surrounding hinterland and rural areas.

Growth of vehicles in urban areas

2. The increase in population of cities due to natural growth and migration has resulted in substantial increase in traffic demand. However, investment in public transport facilities has not kept pace with this growing traffic demand. The total number of vehicles in the country has gone up enormously in the last few decades, as may be seen from the table given below:-

Period	No. of vehicles		Composition of vehicles (%)		
	(in thousands)	Buses	Cars	Two-wheelers	Others
1960-61	497	11.47	62.37	17.71	8.45
1970-71	1522	6.18	44.81	37.84	11.17
1980-81	4646	3.31	24.04	54.41	18.23
1989-90	15593	1.88	15.33	69.40	13.38

(Source: CIRT (1991) Performance Statistics of STUs 1988-89 and 1989-90 & Review of Performance 1989-90, Pune, P. 153)

3. In particular, there has been a virtual explosion in the number of motor vehicles in Delhi. The total number of automotive vehicles in the national capital has gone up from a mere 0.54 million as on 1.4.81 to 2.54 million as on 1.10.95. This was more than the total number of motor vehicles of all types in the other three major metropolitan cities of Calcutta, Bombay and Madras put together.

Need of Mass Transport Systems

4. There has been a phenomenal increase in the number of personalised vehicles in the urban areas. The percentage of buses, which was 11.5 per cent in 1961, decreased to a mere 1.9 per cent by 1990 and it is

estimated that it will further go down to 1.3 per cent by the year 2001 A.D. The share of personalised vehicles, on the other hand, has gone up sharply and now stands at 84.7 per cent of the total number of vehicles in the urban areas. Such a situation has resulted in unprecedented traffic congestion, unbearable atmospheric and noise pollution and increased accident rates in most of the metropolitan cities in India. To tackle this problem, introduction of multi-modal mass rapid transit (MRT) systems in our metropolitan cities is of utmost importance. However, such systems are highly capital intensive and it has not been possible either for the Government of India or for the concerned State Government to provide adequate funds for these projects. Resources for such projects have, therefore, to be raised through loans, dedicated levies and taxes in the concerned cities and property development, etc.

Nodal Ministry for Urban Transport

5. The Ministry of Urban Affairs & Employment has been entrusted with the responsibility of planning and coordinating Urban transport matters in the country. However, staff support for the Urban Transport Division in the Ministry is still lacking. The Ministry extends financial assistance to the State Governments/Union Territory Administrations to carry out feasibility studies in the urban transport sector for various cities and coordinates in exploring ways and means of funding MRT systems in such cities.

6. During the year 1995-96, a sum of Rs. 7 crores was provided for Urban Transport. This was utilised mainly for assisting State Governments/Union Territory Administrations in carrying out feasibility studies/preparation of detailed project reports for the Delhi MRTS and other projects and commissioning other studies in the field of urban transport for selected cities in the country.

Urban Transport Projects in the country

Delhi

7. A proposal has been taken up for implementing a Rail-based Mass Rapid Transit System (MRTS) in Delhi, keeping in view the acute problem of road congestion and air pollution prevailing in the city. The Government of NCT of Delhi is expected to be an equal partner in the funding and implementation of this project. While the complete network for the Delhi MRT System proposes to cover 184.5 Kms., the modified first phase of the project envisages to cover 55.3 Kms. Loan assistance for the project has been sought from the

OECF (Japan) and the technofinancial appraisal of the project by the OECF has been done under its SAPROF Scheme. A company under the name and style of the Delhi Metro Rail Corporation Limited (DMRC Ltd.) has been incorporated on 3.5.95 in pursuance of Government decision. At present the company has a paid up share capital of Rs. 3.60 crores. The detailed project report for the Modified Phase-I prepared by RITES estimates that this phase would cost approximately Rs. 4182 crores at April, 1995 prices and will take about 10 years for its completion, after final investment approval is accorded and funds are made available.

Bombay

8. An Urban Transport Project in Bombay (BUTP-II) comprising of a road component as well as a rail component is being processed by the Government of Maharashtra and BMRDA in consultation with the Ministry of Railways. Detailed studies in this regard have been taken up with World Bank support, based on which the final project is expected to be firmed up.

Calcutta

9. An under-ground Metro Rail Corridor has started functioning in Calcutta covering a length of 16.45 Kms. from Dum-Dum to Tollygunj. A proposal has been mooted by the Government of West Bengal for extension of this facility by a further length of 8.48 Kms. from Tollygunj to Garia. The proposal has been referred back to the Government of West Bengal for indicating their willingness to share a part of the cost of the project.

Madras

10. A surface-cum-elevated MRT System covering a length of about 5.05 Kms. from Beach to Chepauk has started functioning in Madras. The line is sought to be extended upto Luz (3.5 Kms.) by the Ministry of Railways. A proposal has also been received for extension of this line further from Luz to Taramani. Modalities of financing this line are under discussion between Government of Tamilnadu and Ministry of Railways.

Hyderabad and Bangalore

11. The Government of Andhra Pradesh has proposed the implementation of a Light Rail Transit System (LRT) in Hyderabad through joint public and private sector participation, but the proposal has not made much progress due to lack of financial participation by the State Government. The Government of Karnataka also proposes to implement a similar Light Rail Transit System, with public and private sector participation, for the city of Bangalore.

Formulation of National Urban Transport Policy

12. With a view to implement the National Urban Transport Policy, Ministry of Urban Affairs and Employment initiated a study in 1993 through M/s. Rail India Technical and Economic Services Limited, which covers a study of a sample of 21 cities in India. A draft report in this regard has been prepared by M/s. RITES and is under discussion with them. The objective of this study is to create a proper institutional framework and explore possible methods of funding Urban Transport projects in the country. It is expected that the final report by M/s. RITES would become available during the early part of 1996-97.

WATER SUPPLY & SANITATION

Water Supply & Sanitation are basic necessities affecting the quality of life in urban areas, The Ministry's role is to supplement the sector through policy formulation, technical guidance, Central assistance, training, workshops, research and international cooperation. The programmes undertaken during 1995-96 are as under:-

Low Cost Sanitation for Liberation of Scavengers:-

2. This Centrally sponsored scheme is under implementation through this Ministry since 1989-90. It provides for conversion of existing dry latrines into low cost water seal pour flush latrines and construction of new sanitary units where none exist to prevent open defecation. The basic objective is to liberate the scavengers from the obnoxious practice of carrying head loads of night soil and the scheme is being implemented on a 'whole town' basis.

2.1 The scheme is operated by providing subsidy from this Ministry and loans from HUDCO in a synchronised manner so that the conversion/construction of low cost sanitation units and liberation of scavengers is done on 'whole-town' basis. The financing pattern is as follow:-

Beneficiary category	Monthly Income	Loan	Subsidy	Beneficiary contribution
EWS	Upto Rs. 1250	50%	45%	5%
LIG	Rs. 1251 to Rs. 2650	60%	25%	15%
MIG	Rs. 2651 to Rs. 4450	75%	Nil	25%
HIG	above Rs. 4450	75%	Nil	25%

The Central subsidy and loan are released by HUDCO directly to the local bodies or the nodal agencies identified by the State Governments. The repayment period for the HUDCO loan is a maximum of 7 years and the interest rate for all categories is 10.5%.

2.2 The per unit cost fixed upto plinth level are:-

- (i) 5-user units — Rs. 3000/-
- (ii) 10-user units — Rs. 4500/-
- (iii) 15-user units — Rs. 5250/-

An additional 25% over these amount is also available to hill areas and the North-Eastern States.

2.3 A Task Force of the Planning Commission constituted in 1988-89 had estimated that there are 72.1 lakhs dry latrines and 4 lakh scavengers in the urban areas. As per available reports, the total number of dry latrines converted and new latrines constructed are 4,99,626.

2.4 The Employment of Manual Scavengers and Construction of Dry Latrines (Prohibition) Act, 1993 was enacted by the Central Government on 5.6.93. It was a milestone achieved to bring about an element of compulsion on the society towards abolishing manual scavenging. In order to step up the progress of this scheme, the Chief Ministers were requested by the Union Minister for Urban Development to take appropriate steps to make the country scavenger-free by the target date of March, 1997. This was followed up with a meeting with the concerned State Secretaries on 17.11.95 and again on 12.3.96. The physical and financial progress of the scheme is at Annexure-1.

Accelerated Urban Water Supply Programme (AUWSP)

3. This Centrally sponsored scheme was launched in 1993-94 to provide safe and adequate water supply facilities to the entire population of the towns having population less than 20,000 (as per 1991 Census) in the country within a fixed time frame since these towns have a low economic base. The scheme is funded by the Central and State Governments in the ratio of 50:50. Out of the 8th Plan allocation of Rs. 50 crores, Rs. 48.49 crores has been released against 204 sanctioned scheme upto 31.3.96. Rs. 20 crores has been proposed in the budget estimate for 1996-97. The State Government's response to the scheme has been encouraging. A statement showing the financial progress during the last 3 years is at Annexure-II

Solid Waste Management

4. The Urban Local Bodies and Municipalities are primarily responsible for the formulation and implementation of schemes for management of urban waste. The Ministry's role is to act as a facilitator wherever possible

4.1 The problem of waste management around the vicinity of IAF airfields has been engaging the attention of the Government for quite some time. Open dumping of waste and carcass disposal attract birds, which have caused a number of air accidents. An Inter-Ministerial Joint Sub-Committee constituted by the Ministry of Defence had, therefore, recommended that proper sanitation facilities, including waste management,

should be provided at the following 10 airfields to overcome the bird menace:--

- (i) Gwalior (M.P.)
- (ii) Ambala (Haryana)
- (iii) Hindon (U.P.)
- (iv) Jodhpur (Rajasthan)
- (v) Tezpur (Assam)
- (vi) Dindigul (Andhra Pradesh)
- (vii) Sirsa (Haryana)
- (viii) Adampur (Punjab)
- (ix) Pune (Maharashtra)
- (x) Bareilly (U.P.)

4.2 It was initially decided that the concerned State Governments and Urban Local Bodies should share one-third of the cost as they would benefit from this programme for maintaining a clean city. Accordingly, they were requested to formulate and submit detailed project proposals for consideration. Since there was no response, from the State Govts., the matter was reviewed by the Central Government and it was further decided that 100% Central assistance would be provided through this Ministry for improvement of water supply, sewerage/sanitation and solid waste management. Improvement of slaughter houses and carcass disposal would be assisted through the Ministry of Agriculture.

4.3 A provision of Rs. 45.0 lakhs had been made in this Ministry's budget during 1995-96. The matter was pursued with the concerned State Governments and Municipalities for taking remedial action within a radius of 10 Kms. around the airfields and submission of comprehensive project proposals. HUDCO and CPHEEO are assisting in the preparation of feasibility reports for the project towns of Ambala, Sirsa, Gwalior, Jodhpur, Hindon and Tezpur. A meeting was convened by the Ministry on 17.10.95 to review the progress and expedite proposals for consideration. Further follow-up action is being taken by the concerned authorities.

4.4 A Pilot Demonstration Project on Solid Waste Management was commissioned by the Hon'ble Chief Minister of Goa at Panaji on 3.10.95. It is a modern, well-synchronised system based on the concept of community participation. The UNDP/ World Bank and this Ministry had provided technical and financial support for the implementation of this project. The Ministry had contributed Rs. 12.0 lakh for the project costing Rs. 79 lakhs during 1994-95. The project report has been sent to all State Governments and Union Territories for their information and guidance.

PHE Training

5. Development of trained manpower is one of the thrust areas of the Ministry, The CPHEEO organises various training courses through academic institutes and field departments. Grants are provided to recognised Public Health Engineering Colleges and training institutions for conducting post-graduate, short-term and refresher courses. About 1280 (tentative) in-service engineers and technical personnel have been benefited from this programme during 1995-96 as detailed below:-

- | | |
|-------------------------|----------------------------------|
| - Post Graduate Courses | - 80 Degree engineers. |
| - Short-Term courses | - 100 Diploma engineers. |
| - Refresher courses | - 1100 Engineers and Technicians |

Grants amounting to Rs. 67.66 lakhs were sanctioned during 1995-96.

5.1 Besides Central assistance, the Ministry had deputed about 60 officials from the State Governments, UTs, etc. for advanced training programmes and workshops in U.K., U.S.A., Sweden, Japan, Malaysia and South Korea under various fellowships and Colombo Plan training programmes.

Seminars/Workshops

6. A National Workshop on Solid Waste Management was organised by the Ministry in collaboration with the World Health Organisation at New Delhi on the 7th and 8th April, 1995. The Workshop was inaugurated by Smt. Sheila Kaul, former Minister for Urban Development and attended by officials from the State Governments/ Municipalities, public and private sector. The proceedings of the workshop have been circulated to all State Governments for follow-up action.

6.1 A training programme on computer aided design of watertreatment plants was sponsored by the Ministry at Sri Jayachamarajendra College of Engineering, Mysore from 8th to 13th April, 1995. About 20 participants attended the workshop.

6.2 An Indo-French Workshop on Sustainable Public Utilities in Urban Areas was organised by the Ministry and the Government of France in New Delhi on the 21st and 22nd November, 1995. The workshop was inaugurated by His Excellency, Mr. Philippe Petit, Ambassador of France and attended by officials from the State Governments, Municipalities, public and private sector companies and international organisations. It provided a forum to discuss the possibilities of public-private partnerships in the management of urban utilities. French and Indian experiences as well as future scope of cooperation.

6.3 A workshop on preparation of the Manual on Operation & Maintenance of Water Treatment Plants and Distribution System was organised by the Ministry in collaboration with the Hyderabad Metropolitan Water Supply and Sewerage Board (HMWSSB) at Hyderabad from 18-20th January, 1996. It was attended by the Chief Engineers and sector professionals. The workshop was funded by the W.H.O.

Management information System (MIS)

7. Management information System (MIS) is an essential tool for establishing a strong data base, which would facilitate the process of planning and decision making. A computer based MIS software has since been developed and distributed to all States/UT PHE Department/Water Supply and Sanitation Boards. Use of the software has been demonstrated in workshops and meetings. At the same time, it is essential to create monitoring cells at the State and Central levels for effective use of the system. This has not taken place to the desired extent mainly due to financial constraints at the State level. It has also not been possible to provide any Central assistance to the States in this regard. Hence, the expenditure under the Ministry's budget provision has been negligible.

External Assistance

8. Water Supply & Sewerage projects require considerable investment. The resources allocated under the State Plans are wholly inadequate, particularly in view of the inter-se priorities. One of the policy issues has been to encourage external assistance for viable projects and to make them sustainable through adequate cost recovery.

8.1 The World Bank is the major lending agency in this sector followed by the Overseas Economic Cooperation Fund (OECF) of Japan. Efforts are also being made by the Government to obtain external assistance from bilateral agencies. A list of externally aided projects and those in the pipeline/under consideration is at Annexure-III to Annexure V.

8.2 The World Bank approved a loan of US \$275.8 million on 20.6.95 for the II Madras (New Veeranam) Water Supply Project estimated to cost Rs. 1638.037 crores. The project envisages augmentation of water supply to Madras city from Veeranam irrigation tank over a distance of 235 Kms., improving the distribution and

strengthening the conservation of water. The World Bank also approved a loan of US \$ 192 million on 6 7.95 for the Bombay Sewage Disposal Project estimated to cost Rs. 1003.80 crores. The project envisages completion of the Sewerage works in Bombay. It includes construction of marine outfalls at Worli and Bandra for disposal of primary treated sewage in the sea, pumping stations, aerated lagoons, as well as low cost sanitation for slum dwellers.

8.3 The OECF, Japan approved a loan assistance of Japanese Yen 28,452 million on 19.1.96 for Bangalore Water Supply & Sewerage Project, estimated to cost Rs. 1072 crores. The project envisages drawal of 270 mld of water from the river Cauvery to Bangalore over a distance of 80 kms., laying of trunk mains, distribution system and laying sewer mains. The OECF has also approved a loan of Japanese Yen 8670 million on 19.1.96 to HUDCO for Urban Water Supply & Sanitation Improvement Programme. The project envisages improvement of water supply, sewerage and/or drainage and solid waste management in India through HUDCO'S financing scheme.

8.4 The World Health Organisation provided assistance under the Project IND CWS 001-Urban Community Water Supply & Sanitation during 1995 for sponsoring officials for study tours. international training workshops, conferences, consultancy studies and procurement of supplies and equipments. The UNDP/ World Bank-Regional Water and Sanitation Group for South Asia also assisted in the development of the sector by providing support for pilot projects and participation in workshops/meetings.

Technical clearance of urban water supply & sanitation schemes

9. A list of Schemes cleared by the CPHEEO in the Ministry from technical angle during 1995-96 is at Annexure-VI

Manual on Sewerage and Sewage Treatment

10. The Manual on Sewerage and Sewage Treatment was revised and updated by an Expert Committee constituted by this Ministry. The Manual has been printed and circulated to the State PHE Departments/Water Supply & Sanitation Boards. Copies would also be available through the Government sales counters.

LOW COST SANITATION FOR LIBERATION OF SCAVENGERS

Financial progress of Schemes upto 31.3.96

1	No of Schemes sanctioned	—	698
2.	No. of Towns sanctioned	—	1064
3.	Project cost of sanctioned schemes	—	Rs. 888.74 Crores
4.	Subsidy sanctioned	—	Rs. 294.94 Crores
5.	Loan sanctioned	—	Rs. 415.78 Crores
6	Subsidy released	—	Rs. 133.89 Crores
	(a) upto 31.3.95	—	Rs. 114.47 Crores
	(b) from 1.4.95 to 31.3.96	—	Rs. 19.42 Crores
7.	Loan Released	—	Rs. 134.02 Crores
	(a) upto 31.3.95	—	Rs. 122.26 Crores
	(b) from 1.4.95 to 31.3.96	- -	Rs. 11.76 Crores

Physical Progress of Schemes upto 31.3.96

1	No. of units sanctioned for conversion	—	16,84,495
2	No. of units sanctioned for new construction	- -	12,84,981
3.	No. of Scavengers to be liberated	—	1,04,918
4	No. of units completed	—	4,99,626
5	No. of units in progress	—	57,750

AS ON 31.3.96

CENTRALLY SPONSORED ACCELERATED URBAN WATER SUPPLY PROGRAMME (AUWSP) FINANCIAL PROGRESS DURING 1993-94 to 1995-1996

(Rs. lakhs)

Sl. No.	State	8th Plan Allocation	No. of D P R's Approved	Total Estimated cost	Funds Released (Central Share)			
					1993-94	1994-95	1995-96	Total
1	2	3	4	5	6	7	8	9
1.	Arunachal Pradesh	16.95	—	—	0.00	0.00	0.00	0.00
2.	Assam	111.62		135.31	0.00	26.06	0.00	26.06
3.	Bihar	261.94	3	233.14	0.00	0.00	94.50	94.50
4.	Goa	32.59	2	51.13	6.24	10.14	0.00	16.38
5.	Gujarat	280.27	8	508.09	71.08	87.24	27.30	185.62
6.	Haryana	109.22	6	778.70	30.25	34.00	77.65	141.90
7.	Himachal Pradesh	41.12	4	326.10	8.79	9.88	82.83	101.50
8.	Jammu & Kashmir	50.00	2	155.10	5.32	20.0	28.45	53.77
9.	Karnataka	337.74	7	438.90	85.15	105.12	0.00	190.27
10.	Kerala	120.83	1	233.72	28.21	37.62	25.00	90.83
II.	Madhya Pradesh	784.50	51	3604.70	205.10	343.19	380.53	928.82
12.	Maharashtra	332.03	6	515.11	85.36	92.50	36.30	214.16
13.	Manipur	35.35	5	186.39	7.65	20.50	39.00	67.15
14.	Meghalaya	30.00	1	195.63	0.00	0.00	48.90	48.90
15.	Mizoram	18.27	1	46.48	4.26	0.00	7.10	11.36
16.	Nagaland	8.78		—	0.00	0.00	0.00	0.00
17.	Orissa	209.58	3	204.53	50.23	51.13	0.90	102.26
18.	Punjab	114.57	3	319.89	26.73	35.64	77.76	140.13
19.	Rajasthan	321.57	18	1607.38	81.97	177.97	237.00	496.94
20.	Sikkim	2.65	—	—	0.00	0.00	0.00	0.00
21.	Tamilnadu	319.95	10	438.62	82.24	9.59	0.00	91.83
22.	Tripura	23.46	—	—	5.16	0.00	0.00	5.16
23.	Uttar Pradesh	1269.12	69	5858.67	327.88	586.17	764.87	1678.92
24.	West Bengal	167.89	3	325.88	39.13	52.25	71.56	162.94
Grand Total		5000.00	204	16163.47	1150.75	1699.00	1999.65	4349.40

WORLD BANK AIDED WATER SUPPLY AND SANITATION (WS&S) PROJECTS

Sl. No.	Name of Project	Project Cost (Rs. in crores)		Amount of Assistance (US \$ Million)		Date of Commence-ment	Credit closing	
		Original	Revised	Original	Revised		Original	Revised
1.	III Bombay WS & S	396.00	915.00	185.00	145.00	12.05.87	30.06.94	30.06.96
2.	Madras WS & S	150.803	255.951	69.00	---	01.04.86	31.12.95	31.12.96
3.	Hyderabad WS & S	257.06	---	89.90	---	01.10.90	31.03.98	---
4.	II Madras WS & S	1638.037	---	275.08	---	---	---	---
5.	Bombay Sewage Disposal Project	1003.80	---	192.00	---	---	---	---

WATER SUPPLY & SANITATION PROJECTS IN THE PIPELINE FOR WORLD BANK ASSISTANCE

Sl. No.	Name of project	Estimated Cost (Rs. in Crores)
1.	III Madras WS & S	1105.193
2.	II A.P. WS & S	640.00
3.	II Rajasthan WS & S	442.40
4.	Punjab WS & S	283.47
5.	Rajasthan WS & S Project for five major towns	2022.95

WATER SUPPLY & SANITATION PROJECTS FOR BILATERAL ASSISTANCE

Sl. No.	Name of the Project	Estimated Cost (Rs. in Crores)	Posed to
1.	Shimla WS &S	76.34	German
2.	Manali WS & S	16.07	German
3.	Flood Water Harvesting in Madras	21.90	ODA, U.K.
4.	Water Supply, Sanitation & Solid Waste Management in 9 towns of Haryana	312.31	Asian Development Bank
5.	Water Supply, Sanitation & Solid Waste Managment in 13 towns of Haryana	189 .00	Asian Development Bank
6.	Greater Aizwal Water Supply Scheme Phase-I	37.00	German
7.	Comprehensive WSS to Meenand & adjoining	71 .00	OECF, Japan
8.	Comprehensive WSS to Pattovam and adjoining 14 Villages (Kerala)	42.00	OECF, Japan
9.	Comprehensive WSS to Cheratala and adjoining 19 villages (Kerala)	69.25	OECF, Japan
10.	Improvement of WSS to Calicut region (Kerala)	285.20	OECF, Japan
11.	Improvement of WSS to Kochi Region (Kerala)	234.50	OECF, Japan
12.	Improvement of WSS to Thiruvananthapuram Region (Kerala)	199.20	OECF, Japan
13.	Integrated WS. Sanitation & SWM for Patana & Ranchi (Bihar)	369.90	OECF, Japan
14.	Regional WSS in Talcher, Mera Mundali Angul, Dhan Kanal & Bhupan urban Conglomerate (Orissa)	135.70	OECF, Japan
15.	Hoganekkal Water Supply project in Dharmapuri District (Tamil Nadu)	572 .00	OECF, Japan
16.	WS & S projects for Bhopal and Jabalpur (Madhya Pradesh)	370.384	German
17.	WS & S projects for four towns of Uttar Pradesh	577.80	OECF, Japan

URBAN WATER SUPPLY & SANITATION SCHEMES CLEARED BY C.P.H.E.E.O.

<i>Sl. No.</i>	<i>Name of the scheme</i>	Approved cost (Rs. in Lakhs)	Date of Approval
MADHYA PRADESH			
1.	Group water supply scheme Garoth town and 29 villages	1276.00	26.04.95
2.	Jamai Augmentation water supply scheme chindwara Distt.	168.83	17.08.95
3.	Badnagar Augmentation water supply scheme	232.00	21.08.95
4.	Biaora town interim water supply scheme Phase II	166.00	30.10.95
5.	NawaPam water supply Augmentation scheme	2 m.m	30.10.95
HIMACHAL PRADESH			
6.	Drinking water supply scheme-Jawala Mukhi town	290.00	23.02.95
JAMMU & KASHMIR			
7.	Sewerage & Drainage project for Division-A—Old city Jammu	3778.80	06.09.95
8.	Augmentation water supply scheme—Leh town	531 .00	04.04.95
PONDICHERRY			
9.	Augmentation scheme for Karaikal town—construction of South Zone reservoir at Ammal Chatram in Karaikal region	375.00	20.03.95
ANDHRA PRADESH			
10.	Augmentation of water supply scheme to Siddipet from Manair river as source	1900.00	19.07.95
MAHARASHTRA			
11.	Augmentation of Chikhali water supply scheme	1268.00	06.06.95

CENTRAL PUBLIC WORKS DEPARTMENT

The Central Public Works Department (CPWD), is the principal agency of the Government of India for construction as well as maintenance of all Central Government buildings and projects excepting those belonging to the Railways, Defence, Communication, Atomic Energy, Airports (National and International) and All India Radio. The existence of CPWD could be traced back to the year 1863 when the Ajmer Provincial Division was created. However, CPWD was formally created in its present form in 1930.

1.1 CPWD has to its credit construction of prestigious buildings like Rashtrapati Bhawan, North Block, South Block, Parliament House, Vigyan Bhawan and many Multi-Storeyed Structures, Stadias like J. L. Nehru Stadium, National Stadium in Delhi and beautiful landscapes and gardens in the hot and arid areas like Delhi. It is an organisation which can render the most comprehensive services in the field of planning, design, construction and maintenance management, for all Civil Engineering Projects with an aim for Total Quality Management for all types of structures.

1.2 CPWD involves itself in a project right from the stage of selection of site, takes up geo-technical investigations, field data collection, prepares architectural, structural, electrical, air conditioning and land scaping designs and drawings, undertakes construction management including quality assurance and continues its responsibility through post completion maintenance management etc.

1.3 The CPWD handles a wide range of projects like housing and office complexes, educational institutions, sports complexes, hospitals, workshops and factories, hostels and hotels, foodgrain storage structures, roads, national highways, bridges & flyovers, airports, computer centres, environmental and other utility services. It is also executing border fencing, flood lighting and road projects in difficult terrain and under hostile conditions. CPWD has its field units spread all over India to take up construction and maintenance works even in the remotest parts of the country. Through its country-wide network of planning and construction units, it also

undertakes the works of Public Sector Undertakings and Autonomous Bodies as deposit works. CPWD has also executed many overseas works such as construction of embassies and hospital buildings in various countries and roads & bridges in Nepal.

1.4 It renders consultancy in the field of planning & design, and also takes up supervision consultancy through its Consultancy Wing for PSUs, Autonomous Bodies, Co-operative Societies and for projects abroad. It has so far provided consultancy services for many works in as many as 10 countries outside India.

1.5 During the span of more than six decades of its existence, CPWD has developed proven competency in the fields of architectural, structural, highways and bridge engineering, utility services, horticultural and project management with an inbuilt quality system.

1.6 It has approximately 7000 qualified Engineers, 230 Architects and 211 Horticulturists on its rolls, in addition to about 46,000 employees (Technical and Non-technical). Computerisation has been introduced in areas like architectural design, structural design & detailing, project scheduling and monitoring preparation of schedule of rates, pay rolls, personnel management, inventory control, accounting and budgeting etc.

1.7 The department is moving forward in the field of construction by developing innovative new techniques and adopting State-of-the-Art technologies. The Technology Application and Development Cell (TAD Cell) has been established to identify and select environment friendly construction materials and technology in close liaison and coordination with Research Organisations. CPWD is playing a major role towards sustainable development of human settlement. It has also developed expertise in rehabilitation of structures.

1.8 CPWD has well documented Specifications, Standards, and Schedules of Rates which are updated from time to time, to keep pace with latest technologies and market trends with a definite Quality Assurance Plan. These Specifications & Schedule of Rates are being followed by various construction organisations both in public as well as private sectors.

Establishment

2. The CPWD is headed by the Director General (DG) (Works). After the recent Cadre Review and restructuring, DG(W) will be assisted by Six Additional Director Generals (ADG) for headquarters functions and works of six regions as under:

(1) ADG (S&P):

He will be incharge of works in New Delhi Region having 4 Chief Engineers (CEs) (Civil) and 2 CEs (Elect.) CE (Vig.), Chief Engineer (Trg.) and CE (PS) will also be attached with him for headquarters functions.

(2) ADG (TD):

All works of Northern Region (excepting Delhi works) will be looked after by him with the help of 3 CE(C), 1 CE(E), CE(D), CE(TSQ), CE(E)DIS & ED (Consultancy) will also be attached with him for Head Quarter functions.

(3) ADG (DR) :

He will have under him CE(ODZ) to look after the CPWD works on the periphery of Delhi and works of Delhi PWD Zones (3 regular zone and Project units of Delhi PWD).

(4) ADG (SRj) :

He will look after all the works of Southern Region with 3 CEs (Civil) and 1 CE(Elect.).

(5) ADG (WR) :

All works of the Western Region and Madhya Pradesh will be looked after by him through 3 CEs (Civii) and 1 CE (Elect.) under him.

(6) ADG (ER) :

He will be incharge of all works of the Eastern Region including North Eastern States and will have 3 CEs (Civil) and 1 CE (Elect.) under him.

DG (Works) is also assisted by Deputy Director General for policy planning, project monitoring and other technical matters. In addition, there is one ADG(Arch.), 4 Chief Architects supported by Senior Architects etc. as well as a Horticulture Unit under different Chief Engineers.

2.1 The restructuring has decentralised the working of CPWD which will provide better & easily accessible service as the units are placed close to work centres. Besides, it will provide more autonomy to the Regional Units headed by ADGs. A highly improved work culture, closer control on the works with speedier completion of works will meet the ultimate goal towards greater client satisfaction. The head quarters of the regional units have been kept in Calcutta, Bombay, Madras and Delhi. Similarly, the zonal CEs have been located mostly in the capital of major States, based on workload potential and available limited strength of officers, to keep them very close to the projects.

2.2 One post of ADG(Border), is also attached to DG(W) who coordinates the activities of various organisation involved in construction of border fencing, roads and

lighting systems for both Indo-Bangladesh and Indo-Pak borders. The following zones are engaged in these works on behalf of CPWD.

- Border Fencing Zone, New Delhi.
- Border Flood Lighting Zone, New Delhi.
- Indo-Bangla Border Zone, Siliguri.

2.3 The public works of National Capital Territory of Delhi are also handled by CPWD through its Delhi PWD Zones. The following zones headed by CEs are working under the Govt. of Delhi:

- Delhi Admn. Zone I
- Delhi Admn. Zone II
- Yamuna Bridge Project.
- Delhi Admn. Zone IV,

2.4 CPWD also assists the Income Tax Department in implementation of direct tax laws so far as they relate to immovable properties. The following CEs alongwith necessary complement of other officers and staff are working in the Income Tax Department.

- 2 CEs (Valuation) one each at Delhi & Madras.
- 7 CEs (Appropriate Authority) at Delhi, Calcutta, Bombay, Madras, Bangalore, Lucknow & Ahmedabad.

2.5 The Ministry of Environment has also created a Civil Construction Unit, headed by a CE. This encadred unit of the CPWD helps the Ministry of Environment in their projects.

Workload

3. During 1994-95, a workload of Rs. 1200 crores was targetted and a workload of Rs. 1300 crores was achieved. Similarly the targetted workload for 1995-96 was Rs. 1320 crores and against that achievement was Rs. 1500 crores. These figures are excluding works executed by CPWD engineers for Govt. of Delhi and Ministry of Environment through their dedicated units

Achievements/Performance

4. During the year 1995-96, CPWD have constructed general pool accommodation, both residential and non-residential buildings, for Ministry of UAE and also other users departments, such as Income Tax Department, Customs & Central Excise Deptt., Central Police Organisations. ICAR, CSIR, Kendriya Vidyalaya Sangathan. Navodaya Vidyalaya Samiti.

4.1 So far CPWD has built approximately 1 lakh houses and 19 lakh sq m. of office accommodation under General Pool. In 1994-95 CPWD has constructed 875



Parliament Library Building, New Delhi (under constructions) CPWD



C.A. Academy Guest House Sector 29 Faridabad-CPWD

residential units and 34,596 sq.m. General Pool non-residential office accommodation. During 1995-96 approx. 600 residential units and Non-residential accommodation 30,500 sq.m. have been completed.

4.2 Ministry of UAE has taken a bold step towards solving the housing problem of Central Govt. Employees and a programme to start around 5000 GPRA in Delhi and another 2500 GPRA (General Pool Residential Accommodation) in other cities in 1996 itself has been taken up.

4.2.1 The former Hon'ble Prime Minister of India Shri P. V. Narasimha Rao laid the foundation stone for construction of 499 General Pool Residential units on 13.11.95 in Sector X, R.K. Puram, New Delhi. This is the first step towards taking up construction of residential units for Central Govt. employees on a large scale by the Ministry of UAE through the CPWD.

4.2.2 The General Pool Office Building at Besant Nagar, Madras costing Rs. 750 lakhs has been completed and is to be formally inaugurated soon. Similarly, General Pool Office Building at Chandigarh costing Rs. 750 lakhs has been completed and is to be soon formally inaugurated.

4.2.3 The foundation stone of Rs. 18 crore prestigious project of construction of general pool office building at Lucknow, UP was laid by the former Hon'ble Minister for Urban Development, Smt. Sheila Kaul on 6.6.94. The building is to be constructed in 3 blocks, one block of 13 storeys and 2 blocks of 9 storeys, with a total plinth area of 20235 sq. m. It is targeted to be completed by November, 1996 and on completion, will provide office accommodation to 43 departments.

4.2.4 The work of construction of Rajiv Gandhi 'Ninaivagam' at Sriperumbudur Phase I has been taken up in June 1994. This memorial, being developed on 12.12 acres of land having land-scaping and water body at a cost of Rs. 5 crores, will consist of 7 granite stone pillars each 1.2 metre diameter and 15 metres high. In this complex, a Mathematical Institute for development of sciences under phase II shall be taken up at a cost of Rs. 18 crores.

4.2.5 The prestigious building to house Parliament Library costing approximately Rs. 100 crores has been taken up in hand which is expected to be completed in March, 1997. This library building is being designed to provide all modern facilities like Micro Filming facility, Reprographing services, documentation, Computer Centre and will have a stack area of about 3 million volumes.

4.2.6 CPWD in Border Roads, Fencing & Lighting Tower works :-

4.2.6.1 CPWD has completed the work of 451 km of fencing in Punjab Border and another work of 599 km fencing in Rajasthan in 1995-96.

4.2.6.2 Lighting of Border Fencing both in the Punjab Sector and the Rajasthan Sector for a total length approx. 1072 km has been completed.

4.2.6.3 Border Road in Rajasthan Sector for 150 km has been completed.

4.2.6.4 In Indo-Bangladesh Border in 1995-96 a total length of 1466 km Road, 8614 metre River Bridge and 578 km fencing have been completed.

4.2.7 Dr. Balram Jakhar, former Hon'ble Minister of Agriculture inaugurated the new laboratory building of CMFRI Visakhapatnam on 17.9.95.

4.2.8 28 Nos. of Special Type flats for MPs at Baba Kharak Singh Marg, New Delhi were inaugurated by the former Hon'ble Speaker of Lok Sabha, Shri Shivraj Patil on 28.3.95.

New Contract Format

5. The existing standard contract forms PWD 7 & 8 which were put into use more than four decades ago, have now been replaced by revised forms PWD 7 & 8. The forms have come into effect w.e.f. 1st June, 1995. Adoption of the new form is expected to facilitate execution of works through building up of mutual trust and lessening of disputes by simplification of contract conditions and clauses.

New Set of Specifications

6. The CPWD Specifications for civil works has been updated and compiled in six volumes during 1995-96. This will be effective from 1996 and will be called CPWD Specification of Works, 1996.

Enhanced Tendering Limits of Contractors

7. In step with the escalation in the cost of construction, the tendering limits of various categories (B&R, Electrical, Furniture) and classes (class I to V) of enlisted contractors, have been enhanced. Simultaneously, enlistment in Class I A (B&R) category has also been revived. The new tendering limits took effect from 15th September, 1995.

Vigilance

8. The Vigilance Unit of CPWD is headed by CE (Vigilance) who is also the Chief Vigilance Officer of the

Department. The Vigilance Unit has an important role to play in ensuring proper public accountability and transparency of the operation in the various CPWD units. The activities of the Vigilance Unit include inspection of field divisions investigation of complaints and enquiries against erring officers and staff. During 1995, investigation of 104 cases and inspection of 30 CPWD Divisions were conducted as a measure of preventive Vigilance and inspection of 48 divisions is targetted during 1995-96.

Human Resources Development

9. The CPWD has a Training Institute which has been set up to act as a nucleus for professional and managerial training for public work engineers/ architects and other professionals. The CPWD Institute which has so far been functioning from E Wing, Nirman Bhawan, New Delhi has been shifted to its new premises at Kamla Nehru Nagar, Hapur Road, Ghaziabad U.P located about 33 k.m. from Nirman Bhawan. It has now its own exclusive campus spread over a plinth area of 14.5 hectares. Its programme of imparting training to Group 'A, B & C' officer for 1995-96 and Training imparted in 1994-95 is given below.

Group	1994-95		1995-96	
	No. of Courses	No. of Trainees	No. of Courses	No. of Trainees
'A'	36	818	55	700
'B'	59	833	61	800
'C'	58	487	46	600

9.1 The Regional Training Centres of CPWD impart training to its large workforce to keep them agile, active and updated.

Central Designs Organisation

10. The Central Designs Organisation (CDO), a specialised unit of CPWD, was formed in the year 1969 to carry out the structural designs of major and complex projects and to promote new techniques and materials. In its present form, the CDO has three wings each headed by a Superintending Engineer.

10.1 The CDO in addition to structural designs of major projects and conceptual planning of the projects, has developed software for applications relevant to CPWD in the fields of :-

- (a) analysis, design & drafting (for which manuals have been prepared and will be released shortly), load calculations, integrated TABS (Three Dimensional Analysis of Building Systems)

package, space frame analysis, Raft 'Analysis by finite grid method, computer aided drafting of column and beam drawings;

- (b) implementation of Hindi in computers by installing bilingual package "AKS"-

10.2 A project management software "Success Planed" have been procured & installed in Computer Cell.

10.3 This unit of CPWD is preparing for certification under ISO 9001.

CPWD Consultancy Services

11. CPWD provides consultancy services for various public sector organisations/autonomous bodies in planning, design and execution of major buildings projects, complex structures and specialised planning and services like air-conditioning and electrical installations, project management etc. The CPWD also provides consultancy services outside India in construction of hospitals, institutional buildings, housing, hostels and off ice buildings.

Technology Application & Development Cell

12. TAD Cell was established to identify and select (in close coordination with Research Laboratories/ Organisations) materials and technologies capable of being adopted in CPWD works. The function of the cell is to observe and test their performance and establish proper building practices and codes, specifications, analysis of rates etc. So far, 50 technologies have been taken up for studying and assessing their suitability for adoption in CPWD.

(a) Progress during 1995-96.

Wood Substitutes

Study on the following type of wood substitute door shutters has been completed, detailed specifications have been finalised for these door shutters and circulated for adoption in CPWD works.

- Medium Density Fibre (MDF) door & Cup Board Shutters.
- Red Mud Polymer Door Shutter.
- Fibre Glass Reinforced Plastic (FRP) door shutter.
- Eucalyptus Wood shutters.
- Expanded Polystyrene door shutter.
- Laminated Veneer Lumber door shutter & frames.



Residential quarters at CPWD Training Institute Ghaziabad.

Technologies

Solar Passive Architecture

The TAD Cell has been instrumental in collaborating with IIT, New Delhi for training architects in the use of Solar Passive Architecture, using computer software. A few projects (spread over different climatic regions of the country) have already been designed using this software and it is hoped that soon this would be adopted on a wider scale in CPWD.

Ready Mixed Concrete

The TAD Cell is closely involved in developing a set of specifications, quality control instructions and contract conditions for the use of Ready Mixed Concrete in CPWD. A ready mixed concrete plant has already been erected at Ghatorni and it is expected that the same would be commissioned shortly.

Horticulture Works

13. The Horticulture Wing of CPWD has executed a number of important works such as laying out of Budha Jayanti Park, land scaping around samadhis of national leaders, Rashtrapati Bhawan, Parliament House, Vigyan Bhawan, in addition to floral decoration in connection with the Republic Day celebrations. In Delhi alone, CPWD has planted 51000 trees during 1994-95 and 45,000 trees during 1995-96. The latest techniques of multiplying plants are being used in Government Nursery, Sunder Nagar, New Delhi.

Innovative Techniques

14. It has always been the endeavour of the CPWD to adopt innovative techniques whenever required. For Parliament Library Building under construction, due to close proximity of Parliament House and high ground water table, unconventional & innovative foundation system using Diaphragm Wall, curtain grouting and rock anchors has been adopted. Further, the terrain being rocky and use of explosives being prohibited, heavy machinery such as hydraulic excavators, hydraulic krupp hammer, hydraulic Rock splitter etc. are being used for excavation.

14.1 The Parliament Library Project has also been selected for ISO 9001 Certification and proposal in this respect is being formulated.

Samadhis

15. The samadhis of national leaders situated in the Rajghat Samadhi area at Ring Road, New Delhi are maintained by the C.P.W.D. Official functions were

organised by the Ministry of Urban Affairs & Employment at Shanti Van, Vijay Ghat, Shakti Sthal, Kisan Ghat and Vir Bhumi on the birth and death anniversaries of Pt. Jawahar Lal Nehru, Shri Lal Bahadur Shastri, Smt. Indira Gandhi, Ch. Charan Singh and Shri Rajiv Gandhi. Since Rajghat is administered by the Rajghat Samadhi Committee, a statutory body set-up under the Rajghat Samadhi Committee Act, 1951, all official functions on the birthday and martyrdom day of Mahatma Gandhi were organised by Rajghat Samadhi Committee. "Vir Bhumi", the samadhi of former late Prime Minister Shri Rajiv Gandhi is being developed at the site located between Rajghat and "Shakti Sthal" under the directions of the Rajiv Gandhi Samadhi Committee, of which Prime Minister is the Chairman.

Statues

16. The Government has decided to instal the statue of Mahatma Gandhi at a suitable location in the August Kranti Udyan in the India Gate Complex.

16.1 For installing the statue of Mahatma Gandhi in the India Gate Complex, a Concept Committee has been constituted which has since selected the Sculptor. The work of making the Statue has already been completed by the sculptor.

16.2 The Group of Ministers have selected two locations for installation of the statues of Pandit Jawaharlal Nehru and Smt. Indira Gandhi on either side of Vijay Chowk near North Block & South Block. The selection of models is under process.

16.3 The installation of the statues of Shri Lal Bahadur Shastri and Shri Rajiv Gandhi, in New Delhi. is also under process.

August Kranti Udyan

17. On a decision taken by the National Committee on the Celebration of Golden Jubilee of Quit India Movement (under the Chairmanship of Prime Minister) the area around India Gate was dedicated by the Prime Minister at a function held on 9.8.92 for development into August Kranti Udyan. A Concept Committee under the Chairmanship of Secretary (UD) has been constituted and the Concept Committee approved the holding of two-stage open competition for inviting concepts for development of August Kranti Udyan. The first stage of the open competition has been concluded and three entries have been short-listed for the second stage of the competition.

LIST OF ESTIMATES OF GENERAL POOL ACCOMMODATION APPROVED DURING 1995-96

S. No.	Name of Work	Estimate Cost (Rs. in Crores)
1.	C/o. GPOA at Pushp Vihar	15.34
2.	C/o 112 Nos. GPRA (Type II/42, III/60 IV/10) at residency area Indore	5.50
3.	C/o 198 Nos. GPRA (Type I/24, II/60, III/102 & IV/12) at Lalpur, Varanasi	5.82
4.	C/o 354 Nos. GPRA (Type I/160 and II/194 at Sitapur Road, Lucknow (Phase III)	8.43
5.	C/o 150 Nos. GPRA (Type II/24, III/102, IV/18, V/4 & VI/2) at Begum Sarai, Allahabad.	5.78
6.	C/o 294 Type V Qtrs at Sector X at R.K. Puram, New Delhi.	14.05
7.	C/o Type II/16, III/16, IV/12, V/12 with servant quarters, garages etc. at K.K. Nagar, Madras,	2.29
8.	C/o 44 quarters for CPWD staff at Dehradun	1.02
9.	C/o Type I/24, II/16, III/16 & IV/14 quarters at Guwahati.	4.60
10.	C/o Type IV/42 & V/32 Nos. quarters at Sitapur Road, Lucknow.	4.85
11.	C/o Type I/24, II/36, IV/24 & V/24 quarters at Gujaini, Kanpur.	4.99
12.	C/o Type V/98 and VI/28 Nos. quarters at I.N.A., Aliganj, New Delhi.	26.00
13.	C/o Type I/96, II/200, III/160, IV/40 & VI/ 3 at Hosur Sarjapur Road, Bangalore.	22.45
14.	C/o 84 G.P. Residential Units at Vidyadhar Nagar (Phase III), Jaipur (Type I/16, II/30, III/28 & IV/10)	2.18
15.	C/o 56 Type III residential units (Phase II) at Guwahati.	2.45
16.	C/o 32 Nos. Type IV quarters (MS) in North West Moti Bagh, New Delhi.	3.82
17.	C/o additional accommodation in Nirman Bhawan Complex, Hyderabad to accommodate the offices of CE (SZ) II SSW (SZ) II and SA. II	2.00
18.	C/o Office Building & Staff quarters for CPWD Circle/Dn. Office at Allahabad.	0.13

DIRECTORATE OF PRINTING

The Directorate of Printing, an attached office of the M/o. Urban Affairs & Employment, since its re-organisation as an independent unit, was primarily assigned the work of executing printing jobs for all Ministries/Departments of Union of India alongwith printing of publications of various Ministries/Departments. Thus, a major function of this Directorate is to act as a Government Printer and as such it fulfils all types of printing requirements/needs for Ministries/Departments and also all types of Special/Military forms and publications for Defence purposes as well, being one of the important function of this Directorate. Having professionals in various units under its administrative control, this Directorate also renders technical advice from time to time to various State Governments and Central Government Ministries/Departments related to printing technology and allied matters, It has under its administrative control, 21 Government Presses, responsible for all types of printing jobs including three Text Book Presses spread throughout the country, one Outside Printing Branch and a Forms Store at Calcutta exclusively fulfilling the requirement of various standard forms of the entire Government of India.

4. Production Data of Govt. of India Presses/Branches Years 1995-96

Sl. items No.	Actuals 1994- 95	Original 1995- 96	Revised' 1995- 96	Estimated 1996- 97
1. No. of pages Composed in A-5 size both in Book and Forms works (In lakhs).	8. 410	10. 670	5. 080	8. 000
2. No. of Impressions printed both in Book and Forms works (In Crores).	86. 080	100. 00	88. 642	100. 00
3. Quantity of paper Consumption (In MTs.)	14874460	15500. 00	15000. 00	15000. 00

'The figure relates to the period ending 31 396

Progress done in Respect of forms review and monetary savings in use of paper.

5. During the Financial Year 199596.2105 Military/Civil Standard and Special Forms were reviewed. The review resulted in saving of 2.78,36,900 sheets of paper in A-4 Size, the monetary value of which comes to about Rs. 4160.27%. per annum. The savings are of recurring nature.

Bonus to Employees of Govt. of India Presses/Branches during the year 1994-95.

6. The eligible employees of the Govt. of India Presses/

2. The most prestigious jobs undertaken by this Directorate in addition to above are overnight printing requirements of Lok Sabha and Rajya Sabha and other emergent jobs and printing requirements of various Ministries/Departments specially for Election Commission of India and Supreme Court, High Courts etc. in particular. which includes reports, Election Material, Ballot papers, Publicity materials, Scientific Publications, Periodicals, Gazzette etc. Facilities for Photo-Composing Offset Printing with colour effects have been developed for better quality, which is of utmost importance for maintaining quality control. The Directorate also undertakes jobs of Government of National Capital Territory of Delhi and also its Assembly.

Modernisation of Govt. of India Presses/Branches.

3. The first phase of modernisation of Govt. of India Press, Rashtrapati Bhavan, New Delhi has been completed under the Non-Plan Scheme. The modernisation of Govt. of India Press, Ring Road, New Delhi is already in progress and is likely to be completed by 1996-97 under Plan-Scheme.

3.1 Phased modernisation programme prepared by the Directorate of Printing for Govt. of India Press (LPU), Faridabad will be considered by the Standing Finance Committee very soon, whereas modernisation programme of other Govt. of India Presses/Branches will be taken up in phased manner.

Branches, drawing emoluments upto Rs. 3500/- p.m. were sanctioned Productivity Linked Bonus (PLB) for 20 days for the year 1994-95, the ceiling limit for calculations of bonus has been Rs. 2500/- p.m.

Public Grievances Cells.

7. A Public Grievances Cell is in operation for both retired and in service Govt. employees in this Directorate and is functioning under the overall control of Director of Printing, to attend to the various complaints received from the employees from Govt. of India Presses/Branches and the Directorate.

DIRECTORATE OF ESTATES

The Directorate of Estates is mainly responsible for:-

- (a) Administration of Government Estates (Residential/Office accommodation) at Delhi, Bombay, Calcutta, Madras, Shimla, Chandigarh, Faridabad, Ghaziabad and Nagpur. Besides these places, general pool accommodation is also available at 14 other stations viz. Hyderabad, Imphal, Kohima, Bhopal, Kanpur, Bangalore, Lucknow, Cochin, Shillong, Indore, Agartala, Allahabad, Rajkot and Srinagar. Administration of these residential units is being handled by the CPWD offices located in these areas.
 - (b) Administration of Requisitioning and Acquisition of Immovable Property Act, 1952;
 - (c) Allotment of accommodation in Vigyan Bhawan;
 - (d) The Control and Administration of Grand Hotel, Shimla and other Government Hostels;
 - (e) Administration of markets in Government Colonies in Delhi.
2. Residential accommodation for Central Government employees in Delhi meets a little above 60% of the demand based on 'restricted' applications, Satisfaction ratio at the main Regional stations ranges from 20-40%. Demand, availability and shortage of General Pool Residential Accommodation at Delhi and at various States is given at *Annexure-I*.
3. The position of office accommodation is also not very encouraging; we have a shortage of about 16 lakh sq.ft. in Delhi alone. The Regional Offices also have a large deficiency. The demand, availability and shortage of office accommodation at various stations is given at *Annexure-II*.
4. As a welfare measure, a Holiday Home is being run at Shimla. Holiday Homes at two new stations are also proposed to be commissioned — one at Kanyakumari and the other at Amarkantak in Madhya Pradesh. Hostel accommodation for touring employees is available at Bombay, Calcutta, Madras, Delhi, Shimla, Bangalore and Trivandrum. The details of hostel accommodation available in Delhi is given at *Annexure-III*.
5. There is a separate residential pool for MPs of Lok Sabha as well as Rajya Sabha. Details of these are at *Annexure-IV*: With a view to meeting the requirements of guest accommodation 4 suites in Vitthalbhai Patel

House and 16 suites in Western Court Hostel have been kept reserved for allotment to guests of Members of the Union Council of Ministers.

6. Two canteens and 25 shops in North/South Avenue cater to the needs of Members of Parliament. One flat and two garages in V.P House have been allotted to Super Bazar for use of Members of Parliament.

7. During the period from 1.1.95 to 31.3.96, 193 Conferences were organised by Government organisations, 27 by Public Sector Undertakings, Public Organisations and 13 by private parties, in Vigyan Bhawan. An amount of Rs. 1,48,70,539/- was recovered as licence fee for the use of Vigyan Bhawan for holding these Conferences.

8. An amount of Rs. 7,71,600/- was recovered for the use of Mavalankar Hall as licence fee for holding Conferences/functions.

9. There were 700 cases of unauthorised occupants as on 1.1.1995 pending on the litigation side. 3032 fresh cases were filed and a total of 2318 cases were finalised. There were 149 cases pending realisation of outstanding dues and 336 cases were added during the period 1.1.95 to 31.3.96. Out of these, 165 cases were disposed of during the year. There were 80 cases pending for recovery of licence fee during the beginning of the year. 114 cases were added during the year and a total of 73 cases were disposed off.

10. As per the provisions of SR-317-B-12, an officer who was allotted another residence had to vacate his earlier accommodation within 48 hours of occupation of new residence. In view of the hardship faced by officers, an amendment has been carried out whereby an officer is now allowed a period of 8 days from date of occupation of new residence, on payment of normal licence fee, for vacation of the old premises.

11. The Directorate has in its charge 34 markets, a majority of which are located at Central Government colonies. The Government decided to grant ownership rights to the shopkeepers of 10 markets namely Babu Market (Sarojini Nagar), Mehar Chand Market (Lodi Road), INA (Mohan Singh Market), I.N.A. Market (Platforms only), Aliganj Market (Lodi Road), Kasturba Nagar Market (Sewa Nagar), Sector VI, VII, IX. & XII markets (R.K. Puram). It has also been decided to give ownership rights to shopkeepers in 4 Rehabilitation markets, viz., Kamla Market, Sarojini Nagar Market, Pleasure Garden Market (Opposite Lal Qila) and Shankar Market.

12. As regards computerisation, the Directorate of Estates is shortly being provided with a Pentium System

whereafter all work pertaining to allotments, etc., will be computerised. At present allotment letters and sanctions are being issued on computers. All subletting cases are also being monitored on computer.

13. During the period 1995-96 the total number of allotments of residential accommodation in each type have been indicated in the statement at *Annexure-V*

14. Since the number of out-of-turn allotments were becoming extremely large and a number of complaints were received in this regard, such allotments were stopped under orders from the Prime Minister on 25th May, 1995. Subsequently, vide order dated 17-7-95 in Civil Writ Petition No. 585/94, the Supreme Court of India has imposed a ban on all out of turn allotments except on genuine medical grounds.

15. The Directorate of Estates has been engaged to a large extent in defending its position in the public interest

litigation mentioned above in which the Supreme Court has been taking up for consideration various aspects of the functioning of the Directorate of Estates. These include:

- (a) Unauthorised occupation of Government houses.
- (b) Large scale subletting of Government accommodation.
- (c) Waiver of penal rent from a number of allottees.
- (d) Large scale out-of-turn allotments.

16. A number of measures have been initiated by the Directorate of Estates by way of streamlining of the whole system pertaining to allotment of Government Pool Residential Accommodation to Government employees on the waitlist, with the objective of providing accommodation to them strictly in accordance with predetermined criteria.

**Demand, Availability and Shortage of General Pool Residential
Accommodation at various stations as on 31.12.95.**

Station	Demand	Availability	Shortage
Bombay	41,924	8528	33,396
Calcutta	11,426	5823	5,603
Madras	5,298	2272	3026
Nagpur	4,016	1376	2,640
Chandigarh	7,338	2285	5,053
Shimla	2,321	879	1,442
Faridabad	2,260	1822	438
Ghaziabad	1,105	820	285
Hyderabad	977	756	225
Bangalore	5,052	908	4,144
Lucknow	4,745	500	4,245
Cochin	287	244	43
Shillong	1,792	84	1,708
Indore	653	298	355
Agartala	498	68	431
Imphal	141	72	69
Kohima	81	64	17
Kanpur	8,448	755	7,693
Ahmadabad- (Rajkot)	595	140	455
Allahabad	1,292	717	575
Bhopal	404	166	238
Sri Nagar*		30	—
Delhi	1,03,222	63,400	39,822

*Demand position not available.

**Demand, Availability and Shortage of General Pool Office Accommodation
at various stations as on 31.3.1996**

Station	Demand (Sq.ft.)	Availability (Sq.ft.)	Shortage (Sq.ft.)
Calcutta	31,92,939	17, 36, 644	14, 56, 295
Bombay	18,04,410	6, 65, 662	11, 38, 742
Madras	15,90,747	7, 60, 878+ (5, 75, 754)	2, 54, 115
Shimla	3, 48, 403	2, 78, 604	69, 799
Nagpur	3, 63, 000	2, 74, 000	89, 000
Faridabad	2,49,920	1, 82, 126	57. 794
Ghaziabad	1,09,200	1, 20, 330	1, 130 {surplus}
Hyderabad	2,68,095	80,932	1, 87, 163
Trivendrum	97,562	60, 665	36, 897
Delhi	99,12,000	83,79,000	15, 33, 000

GOVERNMENT HOSTELS IN NEW DELHI

Name of the Hostel

1.	Working Girls Hostel	137
2.	Curzon Road Hostel	478
3.	Minto Road Hostel (Old)	96
4.	Tagore Road Hostel (Old)	96
5.	Pragati Vihar Hostel	792
6.	Asia House Hostel	131
7.	Minto Road Hostel (3 roomed)	1
8.	Minto Road Hostel (New)	1a4

Working Girls Hostel :

A proposal of construction of New Building for the Working Girls Hostel at the same site i.e. Curzon Road, after demolishing the old one is already under consideration. Further allotment has been stopped since 31.12.92.

Accommodation for Casual Visitors :

Single Suites (without Kitchen) at Curzon Road Hostel are set apart for the use of Govt. officials coming on tour to Delhi/New Delhi.

**Details of MPs Pool Accommodation
(Lok Sabha & Rajya Sabha)**

(i)	Bungalows	242 (159+83)
(ii)	Twin Flats in North/South Avenue	55
(iii)	Single Flats in North/South Avenue	314
(iv)	Flats in B.K.S. Marg	17
(v)	Flats in Meena Bagh	39
(vi)	Flats in Rabindra Nagar	01
(vii)	Flats in other places	10
(viii)	Western Court Hostel/VP. House	64
(ix)	Servant Quarters	454
(x)	Detached garages	241

**Total number of allotment of residential accommodation
(1 .1 .95 to 31.3.96)**

Type	Total allotment	Out of turn allotment (including regularisation cases etc.)
I	1391	194
II	2887	747
III	2304	311
IV	1686	97
IV Spl.	93	06
V A	165	31
V B	83	21
VI A	102	07
Hostel	624	23
Total	9335	1437

LAND & DEVELOPMENT OFFICE

Land & Development Office is a subordinate office of the Ministry of Urban Affairs and Employment and is responsible for administration of about 60,000 leases of the Central Government in Delhi. Out of which 3147 are Perpetual Leases of Nazul Land and the remaining are Rehabilitation Leases transferred from the Department of Rehabilitation from 1962 onwards. The Land & Development Office is also the Competent Authority under the Urban Land (Ceiling & Regulation) Act, 1976 for Sections 26 & 27. The permissions are granted after examination of applications. In addition to above, the following items of work are also being handled by the Land & Development Office:-

- (1) Allotment of land to various Government/ Semi-Government Departments and institutions of different categories under the directions of the Ministry.
- (2) Auction of vacant land/built-up properties under its charge under the directions of the Ministry.
- (3) Removal of squatters on Government land and recovery of damages from them under Public Premises (Eviction of Un-authorised Occupants) Act, 1971 in respect of lands under its control.
- (4) Conversion of lease-hold residential properties into free-hold.

2. As part of the lease administration, the requests for various permissions under the lease namely; Sale Permission, Gift Permission, Mortgage Permission, Substitution, Mutation, change of purpose etc. are processed and disposed of. The number of applications disposed of on the subjects during the period i.e.

1.1.1995 to 31.3.1996 is 2004. The break up is as follows:-

Sale permission	—	314
Substitution	—	1284
Mutation	—	372
Mortgage	—	33
Gift permission	—	1
		<hr/> 2004

3. The revenues are received towards premium for allotment of lands, unearned increase on grant of sale permission, damages, misuse charges for the breaches committed by the lessees, ground rent, revised ground rent and charges for change of use (conversion charges). The total revenues received on this account during the current year i.e. from 1.4.1995 to 31.3.1996 is Rs. 43,45,68,222.

4. Fresh allotments of plots were made to 20 Institutions/ Government Departments during the year.

5. Under the Public Premises (Eviction of Un-authorised Occupants) Act, 1971, 436 cases were pending before the Estate Officer as on 31.3.1996. During the year 8 cases were filed. These cases were for recovery of damages and also for eviction of unauthorised occupants.

6. Under the Displaced Persons (Compensation and Rehabilitation) Act, 1956, Leases were executed in 17 cases. There are still 636 cases remaining for execution of the leases. In most of these cases, the slow progress is due to the difficulty in getting the legal heirs of the allottees on record and due to the Litigation amongst the legal heirs. Moreover, the Settlement Officer cum Managing Officer has not yet been appointed and the post is lying vacant since 1.6.1995. The matter regarding filing up the post is under active consideration of the Ministry.

7. In 8 cases, the lease deeds were executed in case of shops in different markets which were transferred from the Directorate of Estates on conferring the ownership rights on the licencees.

8. Under the scheme of conversion from lease hold into free hold of the residential plots measuring 500sq. mts. and the tenements, so far 8263 applications have been received, of which 7169 applications have been sanctioned and 498 applications rejected. Government has so far received Rs. 12,22,56,575 towards the conversion charges under scheme.

TOWN AND COUNTRY PLANNING ORGANISATION

The Town & Country Planning Organisation (TCPO) is the apex technical advisory body on matters relating to urban and regional planning strategies, research, monitoring and evaluation of Central Government schemes and urban development policies. It provides technical inputs to the Ministry of Urban Affairs and Employment for formulation of urban development and infrastructural development programmes and policies. It also provides consultancy-services for various kinds of projects to Central Ministries/State Governments/public sector agencies and other Organisations/Departments.

2. As in previous years, during 1995-96, TCPO continued to be involved in the appraisal, monitoring and evaluation of important schemes of the Government of India like the Integrated Development of Small and Medium Towns (IDSMT), P.M.'s special grant programme for Bombay, World Bank assisted State Urban Development Projects, Environmental Improvement of Urban Slums Scheme (EIUS) and Mega City Scheme, etc. TCPO is also looking after the implementation of central sector Urban Mapping Scheme.

3. During the year 1995-96, Rs. 35.00 crores were earmarked for central assistance under IDSMT Scheme. Technical Appraisal reports for 79 new towns and 47 ongoing towns were prepared till March, 1996 for release of central assistance of Rs. 27.88 crores (including release made to ongoing towns covered in the 7th Plan and two Annual Plans, i.e. 1990-91 and 1991-92). Under IDSMT, by March 1996, employment to the tune of 848.96 lakh mandays is estimated to have been generated which includes 169-172 lakh mandays for skilled employment and rest for unskilled. Under EIUS scheme, during the period from April, 1995 to Feb., 1996 about 11.68 lakh slum dwellers constituting about 74 per cent of the yearly target have been covered. Under World Bank aided Urban Development projects, the assessment of the progress was made on the basis of the reports received for the ongoing project of Bombay, Tamil Nadu and Uttar Pradesh and sent to the Ministry.

4. For the Steering Committee constituted by the Ministry of Urban Affairs and Employment to guide the stipulated review of Master Plan for Delhi-2001, the

recommendations of specialised agencies were consolidated.

5. Chief Planner TCPO is the Convenor-Member of the Technical Group on Urban Planning System constituted by the Planning Commission to review the existing planning process and suggest simplified procedures for urban planning system in the light of 74th Constitution Amendment Act. Accordingly, TCPO as the Technical Secretariat has assisted the group substantially and draft report of the Group is ready. TCPO is the Technical Secretariat of the Working Group on Urban Transport created by Ministry of Urban Affairs and Employment. The report of the Group has been submitted to the Ministry. TCPO is also the Technical Secretariat of the Group on Research and Training. The work is in progress.

6. Technical assistance and advice has been provided to the Ministry of Urban Affairs and Employment and DDA in various cases of change of land use in the Master Plan for Delhi. Project proposals of Bombay, Hyderabad, Calcutta & Madras under the Mega City Scheme pertaining to truck/bus terminals, parking, subway alignments etc. have been examined and comments offered to the Ministry for consideration.

7. Status Note on State Capital Projects of Goa, Arunachal Pradesh, Mizoram and Nagaland has also been prepared and sent to the Ministry. Following an agreement between Government of India and ODA (UK), an in-country programme on Management of Urban Development has been taken up in collaboration with University of Birmingham and related core institutions in India on a networking basis. The first and second cycles of the programme were successfully organised by the three core institutions viz. TCPO, School of Planning, Ahmedabad and Regional Centre for Urban and Environmental Studies (RCUES), Hyderabad during April-June, 1995 and January-February, 1996 respectively in a common framework. The programme was targeted at middle level functionaries of municipalities and state town planning departments. In all, 42 and 40 officers participated in the first and second cycle respectively of the programme.

8. Assistance was provided in the preparation of report of the Committee on Misuse of Residential Premises in Delhi. Chief Planner, TCPO as Enquiry Officer nominated by DDA prepared a report on the case relating to the allotment of land to a nursery school by DDA in Sarita Vihar as directed by the L.G. Delhi.

9. Details of the major projects/studies completed during the year and the ongoing projects are given in Annexure-I and II.

Important Projects/Studies completed during the year 1995-96

Sl. No.	Project/Study	Date of Commence-ment	Date of Completion	Remarks
1	2	3	4	5
A.	Entrusted by the Ministry of Urban Affairs and Employment and other Central Agencies			
1.	Report for the Steering Committee constituted by the Ministry to guide the Review of MPD-2001.	Sept. 1994	Nov. 1995	Draft recommendations of the Expert Groups and specialised agencies are ready
2.	Working Group on Urban Transport constituted by the Ministry.	Nov. 1994	Jan. 1996	Report submitted to Ministry of U.A. E.
3.	Revised Guidelines of IDSMT Scheme.	Jan. 1995	Aug. 1995	Printed and circulated
B.	Projects for States/UTs.			
1.	Study on Environmental Improvement of Pushkar Lake Area in Rajasthan.	April 1990	Sept. 1995	Completed.
C.	TCPO's work			
1.	A study on Women Entrepreneurship in Urban Areas.	Aug. 1990	Sept. 1995	Completed.
2.	Study on Urban Land Price (Phase-II)	June 1992	Oct. 1995	Completed.
3.	Research Project on Development of GIS Data Base at Town Level : Lutyens Bangalow Zone Delhi.	April 1991	Sept. 1995	Report sent to DDA for clarification on Areas.
4.	Appraisal of Urban Land Policies and Programmes in selected cities. A case study of Delhi, Ghaziabad and NOIDA.	1988	Sept. 1995	Completed.

1	2	3	4	5
5.	A compendium on slums in India.	1992	Dec.	Final Draft is ready
6.	Evaluation study of Pryog Vihar (Delhi) slum upgradation project.	Oct. 1992	Dec. 1995	Completed.
D.	Consultancy Projects as Entrusted by Deptt. of Tourism and other agencies			
1.	Tourism Development Plan for Dadra & Nagar Haveli (Part-I).	April 1993	March 1995	Draft report submitted to client agency.
2.	Urban Development Projects in Lakshadweep Islands.	Sept. 1994	March 1995	Draft project sent to client agency.

Important Ongoing Projects/Studies during the year 1995-96

1	2	3	4	5
A.	Entrusted by the Ministry of Urban Affairs & Employment and other Central Agencies			
1.	Urban Mapping Project.	April 1993	March 1997	Aerial Photos for 4 towns and line maps for 5 towns received from NRSA are being Photography for other towns is in progress. Draft Report is ready.
2.	Technical Group On Urban Planning System constituted by Planning Commission.	June 1995	March 1996	
3.	Monitoring of World Bank Aided Urban Development Projects.	Continuing		Assistance is being provided to State Govts.
4.	Industrial Growth Centres Scheme.	Continuing		Assistance is being provided to Ministry of Industry.
5.	Industrial Model Town (IMT)	Continuing		Assistance is being provided to Ministry of Industry.
6.	Export Processing Zone.	Continuing		Assistance is being provided to the Ministry of Commerce.
7.	Export Promotion Industrial Park (EPIP)	Continuing		Assistance is being provided to the Ministry of Commerce.
8.	Assistance in Coastal Zone Management plans	Continuing		Assistance is being provided to Ministry of Environment and Forests.
9.	Training Programme on Management of Urban Development.	Continuing		Second advanced course organised. Follow up action is being taken

1	2	3	4	5
B.	Projects for States and UTs.			
1.	Development Plan for Cuttack-Bhubaneshwar-Puri Region.	Dec. 1992	March 1996	Draft Report is ready.
C.	TCPO's Work			
1.	Urban and Regional Planning and Development in States (State Profile).	Dec. 1994	Dec. 1996	Draft report completed.
2.	Study on Integration of Environmental Impact Assessment with Development - A case study of Ghaziabad.	Dec. 1992	Dec. 1996	Draft report is ready.
3.	Transport Profile of Metropolitan Cities.	Oct. 1993	March 1996	Draft report for Bombay, Calcutta, Delhi and Madras is in progress.
4.	Profile on Metropolitan Cities	July 1993	April 1996	Draft report on 5 Mega cities is in progress.
5.	Documentation-of Urban Research (Vol. II)	April 1994	Dec. 1996	Work is in progress.
6.	GIS Study at Town Level - A Case study of Anand Town.	Sept. 1995	June 1996	Base map digitised for further processing and further work in progress.
D.	Consultancy Projects as Entrusted by Deptt. of Tourism and other Agencies			
1.	Planning and designing of Sewa Hydel Township at Basholi, Mushka, Hutt and Gatti.	June 1993	March 1997	Working Drawing prepared and submitted to the Client Agency.
2.	Master Plan for Jammu.	Sept. 1993	Dec. 1996	Work is in progress. Delay is due to non availability of Base Map from SOI.
3.	Tourism Development Plan for the District of Dadra and Nagar Haveli.	-		Stage-I has been completed. For Stage-II, TOR are being finalised.

STATIONERY & PUBLICATIONS

GOVERNMENT OF INDIA STATIONERY OFFICE (GISO)

This Department is responsible for the procurement and supply of paper and paper made articles and other stationery items as required for day-to-day functioning of all Ministries and Departments of Government of India including Indian Missions/Posts abroad, Union Territories and some quasi-Government Organisations.

Organisational structure

2. This Department with its headquarter at Calcutta is a subordinate office headed by the Controller of Stationery. There are three Regional Stationery Depots at New Delhi, Bombay & Madras. There is an inspection Wing with a Laboratory in Govt. of India Stationery Office, Calcutta and Inspection Cell with skeleton staff at New Delhi and Bombay.

3. It was decided in the year 1987 to wind up the Department. However, subsequently, it was revived, as an interim measure, in early 1991. Its present working strength is only 934 (as on 31-3-96) as against the sanctioned strength of 1210. A decision on its future will depend on the outcome of a study entrusted to the Department of Administrative Reforms and Public Grievances.

Activities

4. GISO, Calcutta and its 3 Regional Stationery Depots cater to the needs of nearly 13,320 indentors for Stationery Stores, different types of papers and paper made articles by inviting open tenders. It concluded rate contract of the value of Rs. 66 lakhs and running contract of about Rs. 10.02 crores during the year 1994-95. During this period it placed 269 supply orders for stationery other than paper. The total expenditure incurred on purchase of papers and stationery stores was about Rs. 10.85 crores.

5. There is a budget provision of Rs. 16.00 crores for the year 1995-96 for procurement of stationery articles. GISO has placed orders for supply of stationery stores other than paper of about the value of Rs. 11.93 crores and for paper for about Rs. 2.28 crores, upto March, 1996.

6. GISO, Calcutta has a Vigilance Cell headed by Deputy Controller (Admn.) and complaints of various nature are handled in this Cell.

DEPARTMENT OF PUBLICATIONS

Function

7. The Department of Publication has been playing a vital role in creating awareness about various national programmes and policies through Govt. publications by selling, displaying and distributing Govt. publications on various themes/subjects having relevance to National priorities including Social, Scientific, Economic, Political and Legal aspect etc. The Deptt. is the publisher of saleable official publications and is responsible for stocking, distribution, advertising, cataloguing and sale of Govt. publications including Periodicals, Gazette of India and Delhi Gazette (all parts) of Ministries, Attached and Subordinate Offices of Central Government. The Deptt. also handles Army publications and arranges its sale/distribution to various units as per instructions issued by the Defence Authorities. This Deptt. also secures advertisements for insertion in Govt. publications.

Organisational Set up

8. The Deptt. of Publication is a subordinate office functioning under the Ministry of Urban Affairs & Employment. The Deptt. is headed by the Controller of Publications.

(i) The Department consists of :

(a) Main Office of the Controller of Publications, Civil Lines, Delhi.

(b) Sale Depots./Units:

(i) Kitab Mahal, Baba Kharag Singh Marg, New Delhi.

(ii) Govt. of India Book Depot., 8, K.S. Roy Road, Calcutta.

(iii) Sales Counter, New C.G.O. Complex, New Marine Lines, Bombay.

(c) Sales Counters

(i) Sales Counter Main Office, Civil Lines, Delhi-54.

(ii) Sales Counter, Delhi High Court, New Delhi.

(iii) Sales Counter, Udyog Bhawan, New Delhi.

(iv) Sales Counter, U.P.S.C. New Delhi.

(v) Sales Counter, C.B.R. Building, I.P Estate, New Delhi.

(d) Gazette Distribution Unit at Government of India Press, Mayapuri, New Delhi.

- (e) in addition to the Book Depots/Sales Counters, the publications are sold through about 1084 Selling Agents, 183 S&R Agents, 325 Employment Exchanges, 58 Small Industries, 40 Extension Centres, 3 Railway Book Stalls and 24 Foreign Agents, 201 Regular and 250 Restricted Agents.

Activities

9. During the year 1995-96, the major activities of Deptt. of Publications have been as follows:

- (i) The total number of titles handled as on 31-3- 96 was about 53429.
- (ii) The publications of the value of Rs. 528.62 lakhs approximately were sold/distributed.
- (iii) The Department of Publication secured advertisement valuing Rs. 164.03 lakhs approximately for inserting in Govt. publications.

- (iv) The total number of periodicals handled by the Department as on 31-3-96 was 24 and the number of subscribers including those on the free distribution list were 8717 and 705 subscribers for Gazette of India all parts.
- (v) Supply of Publications under Exchange Agreement: The prompt and regular supply of newly released publications and monthly catalogues is made to U.S. Congress Library.
- (vi) This Department has participated in the India International Trade Fair held in New Delhi from 14.11.95 to 27.11.95 and World Book Fair from 3-2-96 to 11-2-96. Books worth Rs. 10,97,117 were sold out in these fairs.
- (vii) 4142 titles were weeded out from 1.4.95 to 31.3.96. With the weeding out of obsolete publications, considerable space has become available for keeping the new publications safe in the required manner.

PUBLIC SECTOR UNDERTAKINGS

NATIONAL BUILDINGS CONSTRUCTION CORPORATION LIMITED

Introduction

1. The National Buildings Construction Corporation (NBCC) was incorporated as a public sector undertaking in November, 1960. Its main line of business is execution of civil engineering projects, rendering of consultancy services and development of real estate projects with major focus on home market and turnkey ventures.

The paid up share capital of the Corporation is Rs. 19.95 crore against the authorised capital of Rs. 20 crore.

NBCC to-day is a Flag Ship company in the Country for construction of High Rise Chimneys using Slip-form Technology. It has also entered into the field of construction of Cooling Towers with Slipform Technology and is planning to establish its expertise in this sector.

Land marks

2. NBCC to-day is a Rs. 200 crore company with a large net work of projects spread all around the country and abroad. During the span of 35 years of its operations, NBCC has completed a number of prestigious projects in home & overseas market in various sectors such as Housing, Health, Environmental, Industrial, Transportation, Energy, Institutional, Tourism and Real Estate. Some of the major projects executed are:

Home Projects

- * Mass housing complex consisting of 1800 houses at Sanpada & Koperkhariane, New Bombay.
- * Water treatment plants, 455 MLD at Haiderpur, Delhi and 132 MLD at Coimbatore in Tamil Nadu.
- * Modernisation/expansion of Delhi Airport.
- * Metro Tube Railway and major stations in Southern part of Calcutta City.
- * Main Railway Station, Secondary Buildings, subway etc. at Jui Nagar Railway Station, New Bombay.
- * New Exhibition Centre "A 16 domed space structure a marvel in Architecture" at Pragati Maidan, New Delhi.

- * 220 KV Transmission Line for Salal-Kishanpur-Sarna (J&K).

Overseas Projects

- * 200 beded Super Speciality Indira Gandhi Memorial Hospital at Male, Maldives.
- * Kohalpur-Mahakali National Highway 48 KM long alongwith bridges in Nepal.
- * VIP Recreation Centre with five star recreational facilities at Taiz, Yemen.

Performance 1995-96

3. (a) Memorandum of Understanding

NBCC is an MOU signing company. The performance of NBCC has been evaluated as "GOOD" for the year 92-93 & 93-94 and "VERY GOOD" for the year 94-95 and 95-96. The MOU for the year 1996- 97 envisages the following targets:

* Business Development	Rs. 300 crore
* Turnover	Rs. 200 crore
* Gross Margin (Home)	Rs. 4.6 crore

(b) Achievement during 1995-96

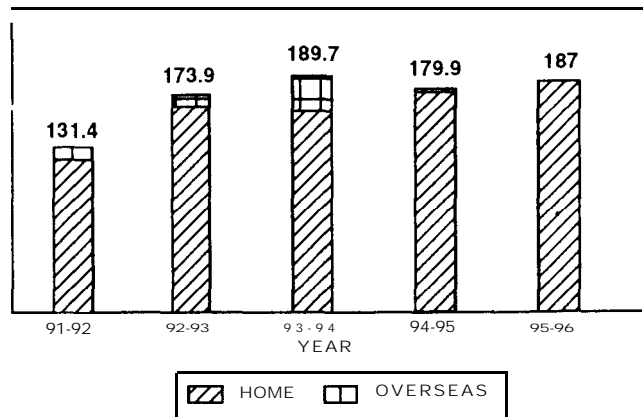
NBCC during the year 1995-96, upto end of March, 96 developed a business of Rs. 287 crore against the target of Rs. 275 crore and achieved a turnover of Rs. 187.00 crore against the target of Rs. 185 crore.

(c) Achievement for the year 1994-95

During the year 1994-95, NBCC developed a business of Rs. 275 crore against the target of Rs. 225 crore and achieved a turnover of Rs. 179.91 crore against the target of Rs. 175 crore.

3.1 The turnover achievement trend since 1991-92 is given in the Chart as under

TURNOVER SINCE 1991-92
VALUE IN RS, CRORE



Order Book Position

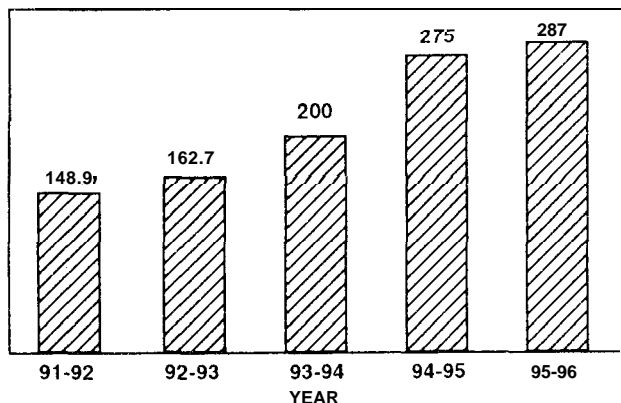
4. NBCC has effective orders in hand worth Rs 422 crore at the close of year 1995-96. The Order Book Position of the Corporation is quite comfortable. Some of the major Projects secured during 95-96 are as under:

- Water Conductor System, Suratgarh Thermal Power Plant, valuing Rs. 10.29 crores.
- Krishi Anusandhan Bhawan Phase-II, at Pusa, New Delhi, valuing Rs. 9.50 crores.
- Mining Quarter at Dhanbad, valuing Rs 7.43 crore.
- Commercial Complex at Mangoelane, Calcutta, valuing Rs. 11.18 crores.
- Community Centre at Pushp Vihar, New Delhi, valuing Rs. 45.76 crores.
- Integrated Brackish Water Aquaculture Development Project at Nayachar Island, Midnapur (WB), valuing Rs. 13.02 crores.
- SAIL/JPC office Complex at Ballygunj, Circular Road, Calcutta valuing Rs 8.00 crores.
- 32 units of Standard Design Factory blocks at Noida Export Processing Zone, valuing Rs. 11 crore
- Multiflue RCC Chimney 275 M high for Vindhyachal Super Thermal Power Project Stage- II, valuing Rs. 9.59 crores.
- B.P. Koirala Institute of Health Sciences at Dharan (Nepal), valuing Rs. 9.40 crore.

4.1 The business development trend since 1991-92 is given in the Chart as under:

BUSINESS DEVELOPMENT SINCE 1991-92

VALUE IN RS. CRORE



Real Estate

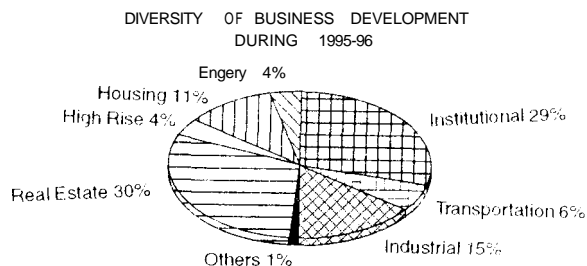
5. NBCC has entered into Real Estate sector for improving its liquidity. It has already completed three commercial complexes at New Delhi, Ghaziabad and Ahmedabad. A large commercial complex named NBCC

Place, at Pragati Vihar, New Delhi is also nearing completion. The undermentioned real estate projects are in progress:

- Community Centre at Pushp Vihar, New Delhi.
- Commercial Complex at Mangoelane, Calcutta (WB).
- Housing Complex at Pailan, Calcutta (WB).
- Development of new township at Rajarhat, Calcutta (WB).
- Standard Design Factories at Madras (MEPZ) & Cochin (CEPZ).

Diversification Plan

6. In tune with the changing times, NBCC has been diversifying its activities from time to time. Its thrust areas are environmental engineering plants, tall stacks, real estate, project management, cooling towers, etc. The diversity of business is given in the Pie-Chart as under:



7. Some of the major ongoing projects

MTNL Office Complex at Cuffee-Parade, Bombay

The MTNL Office complex comprising of 12 storeyed Technical Block & 8 storeyed Administrative Block with a basement in each block valued at Rs 8.20 crore is under construction at Cuffee-Parade, Bombay. The project is about 88% complete.

Engineering College at Gurdaspur, Punjab

The project comprising of Institutional Buildings, Student Hostels, Staff Quarters, Infrastructural Facilities and complete development of college complex spread in an area of 150 acre valued at Rs. 21.20 crore is under construction at Gurdaspur. The project is about 56% complete and is progressing as per schedule.

Engineering College at Ferozpur, Punjab

The project comprising of Institutional Building, Student Hostel, Staff Quarters, Infrastructural Facilities and complete development of college complex spread in an area of 98 acre valued at Rs. 21.20 crore is under construction at Ferozpur. The project is about 60% complete and is progressing as per schedule.



A.B.C.C. A view of ESI Hospital at Anandagram, Hyderabad



A.B.C.C. A view of it situated at University of Hyderabad

* **Air India Staff Housing Complex at Nerul, New Bombay**

The housing complex comprising of 508 houses in Phase-I and other ancillary works such as Community Centre, School, Hostel Block, Shopping Complex and development works valued at Rs 40 crore is under progress at Nerul, New Bombay. The entire complex is spread in an area of 24 acres. The project is about 48% complete and is likely to be completed by March 1997.

* **NFL Complex at Noida, Uttar Pradesh**

The project comprising 4 storeyed with a basement fully air conditioned office complex for NFL valued at Rs. 10.20 crore is under construction at Noida. The project is about 69% complete and is likely to be completed by September 1996.

ESIC Hospital-cum-Residential Complex at Nacharam, Hyderabad

The project for construction of 200 bedded ESIC Hospital at Nacharam, Hyderabad spread in area of 6 acres as built by the Corporation was inaugurated by Sh. G. Venkat Swamy, Hon'ble Minister of Labour on 31st January, 96. The Hospital Complex built at a cost of Rs. 14 crore was handed over to the Hon'ble Chief Minister of Andhra Pradesh on the same day. The residential complex for the hospital is likely to commence shortly. The estimated cost of the residential complex works out to Rs. 1.25 crore approximately.

8. Some major projects completed during 1995-96

* **Multiflue RCC Chimney at Mejia, West Bengal**

The first flue of multiflue RCC Chimney at Mejia has been completed on schedule to match with the commissioning of Boiler for unit-I of 3x210 MW Mejia Thermal Power Project.

Institute for Physically Handicapped, New Delhi

The additional works of the Institute awarded from time to time have been completed on schedule.

* **HUDCO Vishala, New Delhi**

Commercial Complex of HUDCO named HUDCO VISHALA at Plot No. 14, Bhikaji Cama Place, New Delhi valuing Rs 17 crore has been completed on schedule

Subway at Narouji Nagar, New Delhi

Subway on Ring Road at Narouji Nagar valuing Rs 73 lacs has been completed. Hon'ble Chief Minister of Delhi appreciated the performance and presented a cash award of Rs 11,10,000/- to the staff who worked at the above project.

* **SAIL Stock Yard at Dhankuni, West Bengal**

The project comprising of erection of steel structures for stacking of steel, Administrative Block, RCC Overhead Water Tank, and allied structures for SAIL Stockyard at Dhankuni spread in an area of 35 acres valued at Rs 15.5 crore has been completed.

Recreation Centres at Taiz, Yemen

Recreation Centre at Taiz, Yemen valuing Rs 13 crore (4.09 Million US\$) for Abudhabi fund has been completed. This project on account of its hilly location, superior finishes & innovative architecture is a landmark in the Republic of Yemen.

9. Roll of Honours

* NBCC figured in the top 225 international construction companies and ranked at 198th position by the Engineering News Record, published in New York. NBCC bagged safety award from NTPC for construction of Chimneys.

* Third Best Housing Award from institution of Engineers Belapur Chapter for construction of Housing Complex consisting 1005 houses at Sanpada for CIDCO in Raiged and Thane Region of Bombay.

The Chief Minister of Delhi gave a cash award to the engineers of NBCC for completion of Subway on Ring Road at Wazirpur in a record time of six months.

Adoption of New Technology

10. NBCC is continuously exploring productive/modern technologies. After successful adoption of Slipform Technology for high rise structures the Corporation is now engaged in development & promotion of Trenchless (No Dig) Technology and Micro Tunnelling. This technology on adoption will solve many problems being faced in the congested Metro Cities. As a result of its continuous efforts, Corporation has secured two projects to be executed through this technology. The first contract is for laying of 110 mm dia HDPE Pipe for a length of 1.44 KM at Railway Crossing near Andheri Railway Station, Mumbai, valuing Rs. 30.12 Lakh. The second contract is for laying of Mesh Earthing under 66 KV substations at School Lane in Connaught Place and Vidyut Bhawan New Delhi, valuing Rs. 28 Lakh.

Profitability

11. The financial results for the year 1995-96 are not yet available, however the Corporation has incurred a loss of Rs. 16.43 crore during 1994-95 against a loss of Rs. 42.53 crore during 1993-94.

The main reason for loss is huge interest burden of Rs. 31.56 crore. The interest burden has increased during 94-95 as Euro-Dollar loans pertaining to Iraqi projects were converted into rupee loans resulting in increase of interest liability from L IBOR rate (of around 6%) to 15% on Rupee loan.

Settlement of Iraqi Dues

12. During the year significant progress has been made in the settlement of receivables of Iraqi projects and liquidation of bank borrowings raised for execution of Iraqi projects to the extent of Rs 134.42 crore through cash payment of Rs.133.70 crore by the MOUAE&RBI bonds. The receivable amounting to Rs 167.14 crore in respect of Iraqi projects have since been assigned to the Govt.

Computerisation

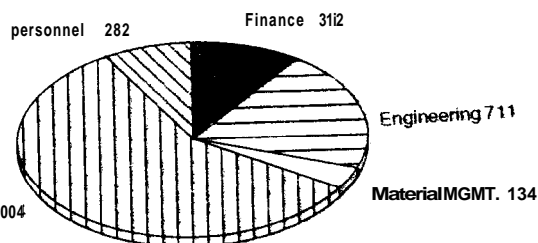
13. NBCC has set up a modern state of art computer centre at the Corporate Office and instatted computers in all the zonal offices. The following applications have been developed and fully implemented in-house:

- * MIS Reports (including Bank Guarantees, Head Office investment, Realisation of Outstanding dues ect.)
- * Payroll & C.P. F. Accounting System.
- * Financial Accounting System.
- * Personnel Information Management System.
- * Preparation of Balance Sheet and Annual Accounts.

Human Resource Development

14. The Corporation as on 31.03.96 has on its roll 3493 employees which include about 1500 qualified professional in the field of engineering, finance, personnel & administration, material management etc. A Training Institute has been set up at village Ghitorni near Mehrauli, for the purpose of imparting training for skill upgradation of the workers. The purpose of the Training institute is to retrain the workers in multi-fields to increase their productivity. Discipline wise deployment of human resources is given in the pie-chart as under:

HUMAN RESOURCES
(As On Mar.31, 1996)



TOTAL MANPOWER : 3493 NOS.

Administrative Procedures

15. (i) Accounts Manual

Accounts Manual which contains Accounting Policies, Procedures and various instructions issued from time to time has been prepared. This manual will help in smooth working of the Corporation.

(ii) Personnel Manual

Personnel Manual which comprise all rules and regulation is under compilation. The system of personnel audit has been introduced to ensure that the personnel, industrial relation policies and administrative instructions are followed.

(iii) Works Manual

Works manual which contains procedures and policies for execution of Projects is also under preparation.

Welfare of SCs & STs in Service

16. A special cell to look after the welfare of SCs/ STs is functioning in the Corporation under the control of Manager (P&A). He is also the Liaison Officer of this Cell. The Corporation has eleven zonal offices, all the Zonal Head are functioning as Liaison Officers of their respective zones. This Cell ensures the compliance of instructions issued by the Government. The grievances of SCs/STs employees are attended promptly. Rosters are maintained in the Corporate Office as per instructions issued by the Government from time to time.

Propagation of Use of Hindi

17. In order to propagate the use of Hindi, Corporation celebrates Hindi Diwas and Hindi Saptah during the month of September every year and organises several Hindi competitions. During the year 95-96, six Hindi Workshops were organised and a large number of employees from Engineering, Accounts, Personnel and Administration disciplines took part in these workshops. A Hindi manual named "NBCC and your personnel guide" has been printed and circulated to promote the use of Hindi. "AKSHAR" software has been installed on all the computers at the Corporate Office. In Hindi stenography and typing, 16 stenographers and 34 typists have been trained. 60% of the original correspondence is done in Hindi at the Corporate Office.

17.1 Besides above, Co-ordination officers for implementation of Hindi have been nominated in every division as well as in each zone. A sum of Rs. 1000/- p.a. is being given to them for propagation of use of official language.



N.B.C.C. - A view of Terminal Building National Airport



The use of Hindi in the daily correspondence in each zone have been inspected during the year. Regular meetings of Official Language Implementation Committee (OLIC) are being held in the Corporate Office. Daily one Hindi word is being displayed at the reception of the Corporate Office. A column "Seekhen aur Sikhain-Rajbhasha Apanaie" is published in the NBCC News Bulletin. The progress achieved in implementation of Hindi as an official language is reviewed during the performance review meetings held at the Corporate Office.

Hindustan Prefab Limited

18. Hindustan Prefab Limited is a Government of India enterprise functioning under the administrative control of the Ministry of Urban Affairs and Employment since 1955. The Company has its Registered Office and Factory at Jangpura, New Delhi.

Management

19. The Company is managed by a Board of Directors. It had 739 permanent employees on its rolls as on 31.03.96.

Operational Areas

20. (a) Construction works.

(b) Manufacturers:-

- (i) Prestressed Cement Concrete Rly. Sleepers.
- (ii) Rly. Bridge slabs/ballast retainer.
- (iii) Prestressed Cement Concrete electric poles.
- (iv) Wooden/wood substitute (MDF) shutters.
- (v) Light weight autoclaved cellular concrete blocks for insulation and partition walls etc.

(c) Land Development works,

(d) Technical Consultancy:

Planning and designing of construction projects, Project Management.

(e) Technical Services:

Testing of concrete cubes/bricks and other building materials at our modern laboratory & timber seasoning.

Construction Works

21. At present, the Company is executing the following major construction works: (Rs. in lakhs)

(a) Construction of flats for Indian Oil Corporation at Panipat. 305.00

(b)	Construction of 636;quarters for miners of BCCL, at Dhanbad	828.00
(c)	Construction of Houses for HSEB at Panipat.	111 .00
(d)	Construction of Buildings for Employees Provident Fund Organisation. at :	
	(i) Janakpuri	624.00
	(ii) Nasik	208.00
	(iii) Jabalpur	371 .00
(e)	Construction of Staff quarters for Reserve Bank of India at, Salboni, Distt. Midnapur in West Bengal,	2349.00
(f)	Construction works for Delhi Institute of Technology at New Delhi.	346.00
(g)	Construction of Workshop & Technical Training institute for Eastern Coal Field Ltd. at Sonapur Bazar	570.00
(h)	Construction of Office Building for GMDC at Bhuj, Ahmedabad	861 .00
(i)	Construction of Boundary Wall for International Airport Authority of India.	180.00
(j)	Construction of Milk Booths for Delhi Milk Scheme.	31 .50
(k)	Const. of flats for HUDCO at Andrews Ganj, New Delhi	1378.00

Capital

22. The Company's authorised. and paid-up capital stands at Rs. 10.00 crores and Rs. 6.97 crores respectively. The loan liability to the Government is Rs. 1113.00 lakhs excluding interest of Rs. 1831.81 lakhs thereon as on 31.3.96. Proposals for capital restructuring are under consideration-of the Govt.

Performance

23. Though there had been a curtailment of production during the year 1995-96, of Rly, sleepers by Northern Railways, the Company had achieved, production and turnover of Rs. 28.76 crores. and Rs. 39.17 crores, respectively and incurred a loss of Rs. 2.21. Crores before accounting for Rs. 2.04 Crore interest on Govt. loans.

Awards

24. HPL's quarterly (Prefab News) has been awarded the 2nd prize Tamra Patra for the year 1993-94, This award was presented to CMD, HPL by the Hon'ble Minister of Urban Affairs & Employment on 23.5.95

24.1 HPL has also been awarded the 2nd Jawahar Lal Nehru Memorial National Award 1994-95 for excellence in Indian Industry for effective implementation of Pollution

Control Methods by the International Green Land Society. This award was presented to the Company Secretary, HPL by the Hon'ble Minister of State for Industries on 11.4.95.

Achievement During 199596

25. Turnover	(Rs. in Crores)		
	Target 1995-96	Actual 1995-96	%achieve- ment
(a) Factory turnover	11.98	12.80	106.84
(b) Construction works & Land Development	19.71	19.37	98.27
	31.69	32.17	101.51

Order Book Position

26. The net value of orders to be executed as on 31.12.95 is as under:

	(Rs. in crores)
(a) Factory products	4.00
(b) Construction works	47.71
(c) Land Development	1.00
	<u>52.71</u>

Industrial Relations

27. A cordial atmosphere prevails on the industrial relations scene. No mandays were lost due to industrial action.

Family Welfare

28. Family Welfare Schemes encouraging small family norms continued/remained in operation. 10 employees were benefited by way of cash incentives, one additional increment and special casual leave.

Voluntary Retirement Scheme

29. Under the Voluntary Retirement Scheme, 92 employees were given voluntary retirement during 1995-96.

Vigilance

30. Special attention was paid to preventive vigilance, transfers from sensitive seats and amendment to procedures. Surprise checks were conducted.

Energy Conservation

31. Power savers were introduced to reduce wastage of electrical energy and to effect improvements in the lighting system. This has shown remarkable results.

Welfare of SCs/STs

32. (a) *Activities of the special cell set-up under the control of Liaison Officer,*

SC/ST Cell set-up under the control of the Liaison Officer continued to keep watch over the implementation aspects of reservation of posts in the Company as per Government's directives. Rosters were maintained as per Government directives.

(b) *Inspection of rosters conducted by the Liaison Officer.*

Inspection of rosters was conducted by the Liaison Officer with a view to check up the entries in the rosters. The 40 point roster on old system was closed after issue of instructions by Govt. for 27% reservation for OBCs. 200 point new roster has been adopted. Advertisements were released to clear backlog of SC/ST.

(c) *Appreciation/Orientation courses for SC/ST candidates at various levels:*

Employees belonging to these communities were sponsored for orientation courses.

(d) Scheme of special interest free advance to the employees belonging to SC/ST and weaker sections of society continued. A total amount of Rs. 4,48,600 was advanced to 198 employees of these communities including scavengers.

Abatement of Pollution for Clean Environment

33. Company has already installed energy saving measures like Solar Kiln for seasoning of timber. To combat pollution in the factory, Company uses battery powered prime movers within the factory sheds providing a clean environment to the work-force.

Research and Development

34. HPL continued its thrust for research and development. A full fledged Manager (R&D) is in position in the Company to introduce new products in the Prefab field. The PRC Bridge slabs and ballast retainers developed with HPL's design and Prefab Technology used in Railway Bridges have been appreciated by Railways.

Use of Official Language

35. The Official Language Implementation Committee under the Chairmanship of CMD, HPL continued to monitor the use of Hindi and suggest ways and means for its promotion in official work. Use of Hindi in official work is also being encouraged by converting the existing computer applications into bilingual form.

AUTONOMOUS & STATUTORY BODIES

1. DELHI DEVELOPMENT AUTHORITY

1. The Delhi Development Authority was set up in December, 1957 under the Delhi Development Act, 1957, to promote and secure the development of Delhi according to plan and for that purpose the Authority has the power to acquire, hold, manage and dispose of land and other property, to carry out building, engineering, mining and other operations to execute works in connection with supply of water and electricity, disposal of sewage and other services and amenities and generally to do anything necessary or expedient for purposes of such development and for purposes incidental thereto.

2. The Authority consists of 13 Members including Lt. Governor of Delhi who is its ex-officio Chairman.

Increased Consumer Satisfaction and Time Bound Disposal

3. During the year 1995-96, a number of measures for increasing consumer satisfaction were taken. These are as follows:

(i) Holding of Lok Shivirs

Four Lok Shivirs were held on 9th August, 23rd August, 6th September and 20th September, 1995 for on-the-spot finalisation/disposal of conversion/mutation cases, both in the Lands as well as Housing Departments 1798 cases of conversion of properties as well as mutation were finalised. This is in addition to the routine disposal of an average of 700-800 cases of conversion/mutation per month.

(ii) Revamping of 'Reception' Counter

The reception was revamped to provide maximum information to the visitors on the Reception Counter itself. Standard letters were devised so that reply/deficiency could be communicated to the applicants expeditiously.

(iii) Improved Consumer Information System

Consumer Guide Books on Housing and Lands Departments were published in the month of

October, 1995. These gave details of procedures for allotment, conversion, mutation of houses, plots, etc., under various schemes. Formats of various documents to be submitted to DDA for getting transfers, registrations, cancellation/allotment etc., were also printed and made available to the customers at a nominal price at the Reception.

(iv) Direct Interaction with the Public

All public hearing cases are being disposed of in a time-bound manner and monitoring sheets have been devised to monitor the progress of disposal at the highest level. This also includes disposal of grievances appearing through columns of the press and also those referred by the Directorate of Public Grievances. As a result of this, the number of visitors visiting reception and number of letters appearing in newspapers has gone down considerably.

(v) Effective communication with consumers by improving public hearing system and monitoring of disposals by periodic meeting was ensured.

(vi) Delegation of decision making powers helped reduce movement of files and quicker disposal.

Increase in revenues

4. (i) DDA receipts, which were static at about Rs. 350 crores for four years from 1988-89 to 1991-92 jumped over to Rs. 488 crores in 1993-94 and Rs. 640 crores in 1994-95. Approximate net receipts during 1995-96 are Rs. 765 crores against the actual receipts of Rs. 640 crores during the year 1994-95, an increase of 20%.

(ii) The increase in DDA's income has been commensurate with the expenditure on development works during the year. The estimated expenditure during the year 1995-96 was approximately Rs. 496 crores.

(iii) Expenditure incurred on land acquisition also increased manifold and was Rs. 108.59 crores during 1995-96. This is the highest amount as compared to the figures in the preceding 4 years.

Floating of new schemes coupled with relief to defaulter allottees

5. (i) During the year 1995-96, DDA floated two new Housing Schemes namely VIIIth SFS Scheme, 1996 and Janta Housing Registration Scheme, 1996 (JHRS). A total of 7488 flats were allotted/allocated under different Housing Schemes of

SFS; MIG, LG & Janta Category including 1933 allotments/allocations under the 8th SFS Scheme.

Since there was no backlog of registrants under Janta Category, JHRS-1996 was launched on 27.1.1996 for registering 20,000 persons for allotment of Janta Flats. This was closed on 29.2.1.1996. Under this Scheme, 26,317 applications have been received.

- (ii) For the first time, the records of Hire Purchase Scheme were computerised upto March, 1995 and about 84,000 defaulter notices were issued to the defaulting allottees. Action for cancellation of 72 flats was taken and about 6,000 non-recovery certificates under the PP. Act were issued. A special Counter at Vikas Sadan was also opened for sorting out discrepancies in the defaulter notices.
- (iii) In order to help allottees who have to pay huge amount of arrears to DDA on account of non-payment of Hire Purchase instalments, a Penalty Relief Scheme was announced. Under this scheme, all the defaulting allottees have been provided relief in penalty towards delay in payment upto about 66%. This relief was a one-time offer and was open upto 31st of January 1996. Another scheme known as Hire Purchase Penalty Relief Scheme-96 was floated in February'96 and will be open upto 31.7.96. It is expected that allottees who have defaulted in payment will make their payments upto date and avail relief under the scheme.

Better land disposal

- 6. (i) During the year record number of 2834 properties which included industrial plots, commercial plots, institutional, residential plots and shops were disposed of at a total price of Rs. 344.27 crores. A total of 777 shops were sold during 1995-96.
- (ii) Co-operative House Building Society Cell which deals with the allotment of land and execution of sub leases of the plots allotted to co-operative societies, finalised 60 cases.

Taking sports to the door steps of the residents

- 7. (i) DDA has so far constructed 8 sports complexes, out of which 7 are fully operational and the 8th one at Trans Yamuna known as Yamuna Sports Complex, has been partially thrown open to the public this year.
- (ii) During the year, 6 multi-gyms were constructed

in various play fields. People can avail the facilities in these gyms by paying a nominal fee.

- (iii) Out of 36 Sports Fields identified for development, 26 have been duly opened to the public.
- (iv) 11th DDA Open Squash Tournament was held at Siri Fort in February, 1996 and top ranking sports players of the country took part. This tournament was an outstanding success.
- (v) Six Mini-Marathons in various sports complexes were organised in which about 15,000 school children took part.
- (vi) A Toddler Swimming Pool at Siri Fort was inaugurated and the club size swimming pool at Harinagar was completed. Swimming Pools are also being constructed in other Sports Complexes like Poorvi Delhi Sports Complex, Saket and Ashok Vihar Sports Complex,
- (vii) A standard size skating rink has been thrown open to public in Siri Fort Complex. Similarly a skating rink has been added in Major Dhyani Chand Sports Complex of DDA at Ashok Vihar.
- (viii) DDA Open Roller Skating Championship was conducted at Ashok Vihar in which 14 teams from schools/colleges from six states participated.
- (ix) DDA inter School Tennis Tournament organised at Saket was first of its kind which received over 600 entries from 94 schools of Delhi.
- (x) Another successful event was a fortnight of sports extravaganza called DDA New Year Sports Gala which was organised in the record time in all the complexes.

Quality Control

8. During the year, 360 inspections were carried out by the Quality Control Department and 440 samples were collected.

special Major Projects

- 9. (i) The work of the water supply and sewerage pipe lines in Phase-I of Dwarka was taken up at an accelerated pace during the year. All sub-station sites and one grid Sub-station site were handed over to the DESU for development.
- (ii) Beautification of the area around Kalkaji Temple Complex was completed.
- (iii) Plans were finalised for musical fountains and fountains at Janakpuri and Pitampura were taken



Local Shopping Centre—Vikas Puri—DDA.



Multy-gym—Hauz khas—DDA.

- (iv) Work at Central Business District, Shahdara was speeded up.
- (v) Construction of fresh bathing ghats along Yamuna River near Wazirabad was in full swing.

Removal of Encroachments

10. During the year 1995-96, concerted efforts were made to remove encroachments on DDA lands. A survey was conducted on 31.12.95 and an area of 3257.00 acres was found to be under encroachments of various types. It was gathered from the survey that apart from other types of encroachments a total number of 352 jhuggi jhopri clusters, which form the most common type of encroachments on DDA lands, exist covering an area of 436 acres. About 1,77,000 jhuggies are existing in these clusters.

10.1 During the year 1995-96, 216.38 acres of lands were reclaimed, after removing various types of encroachments, including jhuggi jhopri clusters and 3749 structures.

Finalisation of Zonal Development Plans

11. DDA has prepared eight Draft Zonal Development Plans under Master Plan Development-2001. Zonal Plans for Zone-A(Walled City) and Zones B, C, D, E, F, G & H are proposed to be finalised during 1996- 97.

II. NATIONAL CAPITAL REGION PLANNING BOARD

12. The National Capital Region Planning Board has been created under an act of Parliament in 1985 for preparation of a Regional Plan for the development of the National Capital Region and for coordination and monitoring the implementation of such plan and for evolving harmonised policies for the control of land use and development of infrastructure in the National Capital Region to avoid any haphazard development.

12.1. The Board has prepared a detailed development plan for the NCR-2001, is called Regional Plan-2001, has the distinction of being the only statutory Plan in the country for the development of an inter-state region, which in this case, comprises, the National Capital Territory of Delhi and neighbouring districts of the States of Haryana, Rajasthan and Uttar Pradesh, respectively, covering an area of 36.242 sq. km.

12.2 The Regional Plan has the following two core objectives:

- (a) Containing the population size of Delhi at the level of 112 lakhs by 2001.
- (b) Balanced. and harmonised development of the National Capital Region.

12.3 The Board has identified 8 Priority Towns/ Complexes and 2 DMA Towns for induced development through creation of employment generating activities in them. Keeping this in view it also provides for the improvement of the essential urban services and transport infrastructure both at Regional and local levels, so as to attract and absorb the surplus population to be deflected from Delhi to the identified priority and DMA towns.

Investment programme for the VIII Five Year Plan

13. In order to achieve these targets and objectives, the NCR Planning Board in its 16th meeting held on 28.6.93, has approved a multisectoral investment programme for the VIII Plan period (1992-97) for an amount of Rs. 3,813 Crores with the following breakup:

(i) CENTRAL SECTOR	Rs. 1,846 cr.
(National Highways, Expressways, Railways, Telecommunications in NCR Towns and Counter magnet towns and water supply in Delhi).	
(ii) STATE SECTOR	
(a) Shared Programme (Land acquisition and development of selected DMA and Priority Towns/Sub-Regional Centres, Counter-Magnet Towns).	Rs. 1,266 cr.
(b) Exclusive State Programme (Power T & D and upgradation of regional roads).	Rs. 702 cr.
(c) Exclusive NCRPB Programme (Institutional Strengthening)	Rs. 5 cr.
TOTAL	Rs. 3,813 cr.

13.1 Of the total NCRPB's investment programme (excluding exclusive State Sector Programme) for VIII plan would be of the order of Rs. 1265 cr. out of which Rs. 1260 cr. would be under the shared Programme for Land acquisition and Land development and Rs. 5 cr. for institutional strengthening for plan implementation.

13.2 The Central Ministries i.e., Railways, Surface Transport and Telecommunications, on the one hand, and participating State Governments on the other have been asked to earmark requisite finances for the implementation of NCR schemes included in the Central Sector for VIII Plan Period and to prepare their own NCR Sub-Plan performance budgets for the purpose.

Resource Mobilisation & Utilisation during 1995-96 (Financing of State Sector Programme)

14. With the budgetary support of Rs. 40 crores from the Ministry (out of which investment to the tune of Rs. 25 crores was proposed to be made to equity of HUDCO by M/o U.A. & E, on behalf of NCR), the NCR Planning Board proposed to take up development projects of the order of Rs. 398 crore relating to land acquisition and its development in the region during 1995-96. The additional resources would be raised by market borrowings/ floating of bonds through HUDCO (Rs. 190 crores), ploughing back of internal resources (Rs. 83 crores) and contributions by the participating State Government and the GNCT Delhi (Rs. 85 crores). Approval of Planning Commission/Ministry of Finance for transfer of funds to the equity capital of HUDCO has been sought. M/o Finance have not agreed to provide funds during the current year as the scheme has not been cleared by Planning Commission.

Sub-Regional Plans

15. The Sub-Regional Plan for Rajasthan has been approved by the NCR Planning Board. The draft Sub-regional plan for Haryana has been presented to the Planning Committee and in the light of its observations, is to be suitably modified. The Sub-regional Plan for NCT-Delhi is in advance stage of finalisation.

Incentives and Modalities for Speedy Implementation of the Decentralisation Process

16. The package of incentives and the modalities for speedy implementation of the decentralisation process was discussed in the 17th NCR Planning Board meeting and it was decided to constitute an inter-state Standing Committee under the Chairmanship of Chief Secretary, GNCT-Delhi. On the recommendation of the inter-state Standing Committee a sub group under the Chairmanship of Member Secretary, NCR Planning Board was constituted to go into the details of the proposal for shifting of the industrial activities. The sub-group recommended a package of incentives to be provided by the NCR participating State Governments, which were accepted by the NCR Planning Board in its 19th meeting.

Studies

17. The progress of the following Expert Consultant Studies have been taken up as part of the on-going

statutory mid-term review and also for implementing the new strategies for accelerated development of NCR has been monitored during this year.

S. Study No.	Consultants	Date of Stipulated Corn- date of mete- completion ment
I. Environment & Ecology	School of Ptg. & Architecture	7-6-93 completed
II. Alternative methods of lands for Urban Devlp. & Housing	Shri Krishna Pratap	15-6-93 In progress
II. Preparation of a Zonal Development Plan and Project Report for its Implementation for Bhiwadi Town	Sh. H.S. Mathur	24-5-95 Draft Report Submitted

Meetings of the NCR Planning Board

18. During this period, the Board met once and following main business has been transacted and decisions taken:

- (i) Board has approved Annual Plan proposals for the year 1996-97.
- (ii) Board has approved Revised Estimates for 1995-96 under non-Plan (Revenue) and Plan (Capital) and Budget Estimates 1996-97 under non-Plan (Revenue).
- (iii) Board has approved Annual Report of NCRPB for the year 1994-95.
- (iv) To Sponsor feasibility studies for Ghaziabad-Meerut and Sonapat-Panipat Expressways on the lines of the on-going feasibility studies for Faridabad-Noida-Ghaziabad (FNG) Expressway being financed by ADB.
- (v) Unified Transport Planning Group met and approved the Functional Plan for Transport for NCR. The Functional Plan for Transport for NCR was approved by the Board.

19. As provided in the NCR Planning Board Act, 1985, a high level official committee called Planning Committee, comprising the Secretaries-Incharge of Urban Development/Housing/Town & Country Planning in the various NCR constituent units, the respective Chief Town & Country Planners, Chief Planner to the Government of India and senior representatives of the concerned Central Ministries and the Planning Commission, has been constituted under the Chairmanship of Member Secretary, NCR Planning Board to assist in the discharge of its functions.

The Planning Committee met twice during period April, 95 to March, 96 in which the following business have been transacted and decisions taken:

- (i) Detailed NCR Sub-Component Plans to be prepared on the basis of the approved VIII Plan Investment Programme by the Central Ministries, State Governments and participating State Governments.
- (ii) The Board has approved the Functional Plan for Transport for NCR, which was approved by Unified Transport Planning Group in its first meeting.
- (iii) Amendment of the U.P. Sub-Regional Plan for inclusion of Chola and Khurja Growth Centre in the Bulandshahr-Khurja Complex was approved. The development of Tronica city by UPSIDC near Loni was discussed at length.
- (iv) The broad scheme for financing investment programme and mobilisation of the resources for the financing of the investment programme for the State sector (Joint Programme) for the year 1996-97 and the balance period of VIII Plan was approved for placing before the next Board Meeting.
- (v) The implementation proposals of the NCR inner grid and outer grid roads were discussed in meeting with Chief Secretaries of the respective States and the Proposal has since been submitted to World Bank for assistance.
- (vi) Annual Report for 1994-95 was approved for placing the same in the next Board Meeting.
- (vii) Constitution of Revolving Fund for NCR Schemes was discussed.
- (viii) Railway Board's proposals for providing a railway by-pass to Delhi for freight movement by conversion of metre-gauge between Hathras and Mathura to its already on-going uni-gauge programme from Alwar to Rohtak and laying of new broad-gauge between Meerut and Panipat was approved by the Planning Committee.
- (ix) The proposal for resource mobilisation and application of funds for financing of investment programme for the State sector joint programmes for the year 1996-97 and the balance period of VIII Five Year Plan was approved.
- (x) The Planning Committee approved the Annual Plan proposals for the year 1996-97.

- (xi) The Revised Budget Estimates for the year 1995-96 under non-plan and plan and Budget Estimates for 1996-97 under non-plan were approved.

Transport Sector-NCR

- 20. (i) A Unified Transport Planning Group was constituted to streamline the planning and monitoring of transport sector in the NCR. The first meeting of the Group was held under the Chairmanship of the Minister of U.A. & E on 20.10.95.
- (ii) A Functional Plan was prepared in the Transport Sector in the NCR with a view to elaborate the transport proposals contained in the Regional Plan of NCR and the investment plan for its implementation. The plan was considered and approved by the UTPG and subsequently by the Board in its 17th meeting.
- (iii) A concept plan for an immediate and a long term improvement of the regional road transport system was prepared which was sent to the Ministry of U.A. & E. and the Lt. Governor, NCT-Delhi for their consideration.
- (iv) Expressway:
NCR Planning Board has interacted with ADB for sponsoring the detailed feasibility study of Faridabad-NOIDA-Ghaziabad Expressway through their Technical Assistance Programme. The study has been got completed by the Ministry of Surface Transport (MOST) and also is being further processed for implementation by NCRPB for further necessary action. A proposal was sent to the MOST for initiating similar studies for the remaining two expressways via Delhi-Ghaziabad-Meerut and Sonapat-Panipat as decided in the Board meeting.

Development of In-House GIS Capabilities

21. As part of the mid-term review of the Regional Plan-2001 for NCR, action has been taken to prepare up-to-date base maps for NCR and development of in-house Geographical Information System (GIS). A Task Force for this purpose was constituted with representatives from various experts/organisations in February 93. The following progress has been achieved with the help of the Task Force as on date.

21.1 Digitisation: All the 67 maps covering entire region have been digitised and are under final checking after which the final out-puts will be obtained for use. For establishing the GIS capability in the office of the NCR

Planning Board, hard disk computer i.e., AT 486 along with colour ink jet printer and plotter of AO Size digitiser has been installed.

Housing

22. The strategy for the implementation of the Regional Plan policies for NCR emphasises on an integrated development of selected towns and complexes in the Region designed to attract core economic activities to facilitate the generation of employment opportunities to attract and absorb additional population who would otherwise be potential migrants to Delhi. Housing being one of the basic elements of this development scenario, it is imperative that a well articulated housing development strategy and commensurate action plan is evolved so as to ensure that the housing requirements of various sections of the population in these townships are met adequately.

22.1 With this objective, the NCR Planning Board has sponsored specific studies to assess the prevailing housing scenario and projected housing requirement of selected Priority Towns. Subsequently, the Board had constituted a Study Group consisting of representatives of area development authorities, housing development/financing agencies and renowned architects/planners/engineers to draft specific recommendations in respect of the following critical aspects:

- (i) Methods of land acquisition for housing;
- (ii) Application of cost-effective construction techniques;
- (iii) Mobilising financial resources to meet the housing needs. The Study Group and its sub-groups are at various stages of completing their assigned tasks.

Informal Sector

23. In the new townships development strategy adopted by the NCR Planning Board, the informal sector which is estimated to account for over 50% of the work force and contributing a significant share in the overall economy of the region is perceived to be a vital component. Specific job programmes and related infrastructure projects would, therefore, have to be drawn up to cater to the growth of informal sector and help integrate them with the main-stream economy of these townships.

23.1 Besides, the Planning efforts needed for subserving the needs of the informal sector within the development strategies drawn up for the new townships, a set of redevelopment and/or resettlement strategies

are also being evolved to cover the squatters and other segments of the informal sector both in the NC%Delhi and Priority/DMA Towns of NCR to enable them to acquire permanent jobs and shelter of their own on a preferential basis in these new townships.

23.2 Keeping this in view, the NCR Planning Board has sponsored a study to the Society for Development Studies (SDS) to ascertain the socioeconomic profile of these informal sector groups and various options for the re-habilitation and/or resettlement in Delhi (as well as in the other NCR Towns). This study, with the support of the detailed secondary data and field surveys of selected pockets which have heavy concentration of squatters, informal sector wage earners and/or self-employed entrepreneurs, spells out a specific linkage/support programme to be implemented by the various agencies in the NC%Delhi, the respective counterparts in the states and the land owning agencies.

23.3 The study has been completed and its final report and action plan has been given to the Govt. of Delhi for implementation.

Various Schemes implemented in the Centre and at the States:-

24. All the on-going schemes in the 3 participating States viz. Haryana, Rajasthan & U.P. are in various stages of completion as per the details are given in Annexure I.

24.1 The progress of on-going schemes was first reviewed on 19.1.96 by Member Secretary & Project Sanctioning & Monitoring Group-I in its 24th meeting held on 19th & 20th March, 1996 under the Chairmanship of Secretary, Ministry of Urban Development which was attended by the representatives of all the 3 participating States, engineers of the implementing agencies, Vice-Chairmen of the various authorities, Members of NCR Cells.

Financial Assistance & Progress

25. An amount of Rs. 4000.00 lakhs was received from the Department of Urban Development as contribution from their plan made for:-

- (i) Providing financial assistance to the participating State/Development Authorities for the implementation of both on going and new NCR Schemes ; and
- (ii) Conducting surveys, studies and drawing up plans for the NCR

25.1 In addition, an amount of Rs. 350.00 lakhs contributed by the Govt. of NC%Delhi into the fund of the Board. Also unspent balance of the previous year amounting

to Rs. 6319.00 lakhs and fresh receipts of Rs. 2708.00 lakhs by way of debt services, payments, interest on bank deposits etc. were at the disposal of the Board.

25.2 The Board released the following sums by way of instalments of interest-bearing loans to the participating States and/or their implementing agencies in 1996-97.

HUDA, Chandigarh	Rs. 4223.00 lakhs
U.P. Govt., Lucknow	Rs. 4601.00 lakhs
RIICO, Jaipur	Rs. 2150.00 lakhs
	<hr/>
	Rs. 10974.00 lakhs

25.3 The expenditure incurred on studies/surveys & preparation of plans amounted to Rs. 16.00 lakhs. Further an amount of Rs. 0.50 lakhs was paid for the office accommodation in the New Building Complex of India Habitatat Centre, Lodhi Road, New Delhi and an amount of Rs. 1.47 lakhs was paid towards long term advances to the employees of the Board

25.4 The unspent balance aggregating to Rs. 2385.00 lakhs has been carried forward to the accounts for the year 1996-97.

Projects Sanctioned by Project Sanctioning & Monitoring Groups

26. The Group met twice in the year on 19.3.96 and 20.3.96 and approved following projects.

1. Mastya Industrial Area, Alwar
2. Development of Industrial Area, Chopanki
3. Development of Khurshkhara Industrial Area, Bhiwadi
4. Warehousing & Godown Scheme at Alwar
5. Transport Nagar Part B Scheme, Alwar
6. Marketability of Assets Created by Meerut Development Authority (MDR)
7. Transport Nagar Scheme at Bulandshahar
8. Fruit & Vegetable Market. Hapur
9. Transport Nagar Scheme at Gaziabad
10. Integrated Industrial Township at Loni

11. Industrial Area, Udyogpuram, Meerut
12. Integrated Industrial Township at Khurja
13. Kalindi Kunj Residential Scheme, Khurja
14. Jewal Road, Residential Scheme, Khurja
15. Preet Vihar Housing Scheme, Hapur
16. Development of Industrial Estate at Bawel.

26.1 The total estimated cost of the above projects is Rs. 605.00 crores. In addition, the Group sanctioned a contribution of Rs. 4.00 crores into the Development fund of Counter Magnet town Barilyly.

Special efforts made by the Organisation to bring about changes in the administrative procedures so as to improve its effectiveness and efficiency.

27. With a view to have effective monitoring of implementation of various on-going schemes financed by NCR Planning Board. a separate Project Monitoring & Coordination Wing was created in the month of May, 1995 and a retired Dy. Adviser from Planning Commission was appointed as consultant w.e.f 1.7.1995 to head the Monitoring team to provide guidance and training to the officers of the PMC Wing, in the field of monitoring and evaluation. The monitoring team consisting of Dy. Director, Asstt. Director & Junior Accounts Offiier along with the consultant conducted site inspections of 31 projects out of a total of '39 ongoing projects. The inspection reports in respect of all these 31 ongoing projects were submitted to Member Secretary, NCR Planning Board. Site inspections of some of the projects could not be conducted as they were sanctioned quite late during 1995-96 and no substantial progress was expected in their implementation.

28. As the NCRPB Secretariat consists of present staff strength of 49 officers and officials of which only 9 Nos. and 2 No. belong to SCs and STs category respectively, there is no separate special cell in the NCRPB as such. However, the Senior-most Officer belonging to SC category is a Member of the DPCs for promotions, confirmations etc.

Actual Physical Progress upto end of March, 96

The details of State-wise on going schemes financed by NCRPB and of development of counter-magnet towns, their initial date of completion, revised date of completion and the reasons therefor are given below:

S. No.	Name of the Scheme	Original Date of Completion	Revised Date of Completion as intimated by I.A.	Reasons for the delay
1	2	3	4	5
I. STATE OF U.P.				
A. MEERUT				
1.	Hathkargha Nagar Housing-cum-Work Centre Scheme (Lohia Nagar)	March '92	March '98	Delay in award. Delay in actual possession due to farmers' resistance. Curfew in the years 1987, 90 & 91. Rescheduling required on account of: a. Demand Scenario b. Liquidity position
2.	Scissors Manufacturing Work-cum-Shelter Complex	March '91	March '98	-do-
3.	Sports Goods Manufacturing and Trading Unit Complex (Dhyan Chand Nagar)	March '92	March '96	Delay in award. Delay in actual possession due to farmers' resistance. Curfew in the years of 1990 & 91. Possession delayed and restricted due to litigation.
4.	Shatabdi Nagar (Sector 2, 4B, 5, 6 and 8) Residential Infrastructure Project	March '93	March '97	Delay in actual possession of land after award due to farmers' agitation. Disbursement of balance compensation in Shatabdi Nagar Scheme were stayed by the Govt. and the famers did not allow work in about 40% of the scheme area.
5.	Ganga Nagar Residential Scheme Phase 3	31.3.97	—	Delay in actual possession of land after award due to farmers' resistance. Lack of proper demand.Cash flow of the Authority.
6.	Shatabdi Nagar Sector 4 (C) Scheme	31.3.96	—	Delay in receipt of 1st instalment of of farmers'at the start of the project.Stay by Govt. on disbursement of compensation.
7.	Vedyyas Puri Residential Scheme	31.3.97	—	Delay in actual receipt of 1 st instalment of loan. Resistance by farmers at the start of the project. Lack of demand and liquidity problems.
8.	Shatabdi Nagar New Township Development Project	31.3.99	—	
B. BULANDSHAHR				
9.	Off ice-cum-Commercial Scheme	March '91	March '96	Acquisition problem of some portion of land.
10.	Yamunapuram Residential Scheme Phase II	March '94	Dec. '95	Completion report awaited.
11.	Lal Talab Commercial Scheme	March '96	—	Completed
C. KHURJA				
12.	Transport Nagar Scheme	March '92	Not yet	Due to change of project site originally

1	2	3	4	5
13.Raichandi	Commercial Scheme	March '95	finalised Dec. '95	planned in a congested area Completed
II. STATE OF HARYANA				
A. GURGAON				
1.	Construction of external link Road connecting Sector 4 with Sector 17	March '92	31.3.96	Completed
2.	Residential Sector 39	March '98	—	—
3.	Residential Sector 40	March '98	—	—
B. PANIPAT				
4.	Sector 25 (Industrial) Phase II for informal sector	31.3.94	31.3.98	Due to poor response
5.	Development Scheme of Industrial Sector	31.3.94	31.3.98	-do-
6.	Residential Sector 13 and 17	March '98	Dec. '96	-
C. REWARI				
7.	Brass Market	March '93	March '96	Completed
8.	Shopping Centre Sector 3	March '93	—	Completed
9.	Residential Sector 3 (Part II)	March '97	Dec. '96	—
D. DHARUHERA				
10.	Shopping Centre Sector 6	March '93	March '96	Completed
E. ROHTAK				
11.	Sector 2, 3 and 4 (Part) Residential Scheme	March '95	—	5% land is yet to be acquired as land on which school, farm & samadhi is situated is under dispute. Late approval of project estimates by HUDA.
12.	Residential Scheme Sector 2 and 3(Part)	March '98	—	—
F. SONEPAT				
13.	Residential Scheme Sector 12	March '98	—	—
G. FARIDABAD				
14.	Industrial Sector 59	March '98	—	—
III. RAJASTHAN				
A. ALWAR				
1.	Residential Scheme at Hasan Khan, Mawati Nagar	N.A.		The Scheme is almost completed report awaited.
2.	Residential Scheme of Budh Vihar (Vijay Nagar Extension) (Plotted development)	March '93	Not Yet decided	Problem in acquisition of land under Army possessoron.
3.	Residential Scheme of Surya Nagar	March' 96	—	Problem in acquisition of 20% of land as in Old Abadi the people are living.
4.	Residential Scheme at Vaishali Nagar	March '96	Not Yet decided	Due to poor response the development work has been deferred.
5.	Jindoli Ghati Tunnel (By RSBCC)	July '98	May '98	—
B. BHIWADI				
6.	Residential and Commercial Scheme (Bhagat Singh Scheme)	March '92	Not available	Nearing completion.
7.	Integrated Development Scheme, Jawahar Nagar Chandra Nagar, Chitrakoot, Vasundhra, and Patel Nagar	March '95	Not intimated	10% of the land is under dispute (suit pending in the target) as well as due to poor response.
8.	Development of Industrial Township Phase 3 (By RIICO)	March '93	Dec. '95	Completion report awaited.

III. DELHI URBAN ART COMMISSION

29. Delhi Urban Art Commission is an autonomous, statutory Advisory body set up in 1974 to provide advice and guidance to the Government and to any local body in respect of any project of building operations or engineering operations or any development proposal which affects or is likely to affect the sky-line, the aesthetic quality of surroundings or any public amenity provided therein. During the year 1995-96, 584 projects were referred by the NDMC, DDA and MCD to the DUAC for advice. These included a variety of projects like district centres, community centres, hospitals, group housing, schools, institutional buildings etc. These were deliberated upon and suggestions for improvement were given in order to enhance their functionality as well as aesthetic quality, besides their overall impact on the developments in the vicinity. Stress was laid on urban forms, traffic and circulation patterns, landscaping of areas, consolidation of green open spaces, meaningful and adequate parking spaces, fenestrations and outer finishing of the buildings, adequate servicing facilities for commercial complexes, provision of lifts in respect of high rise buildings, etc. The general emphasis has been to achieve a harmonious development and maintaining the city's architectural heritage while examining the development and redevelopment of any area in the city.

IV. NATIONAL INSTITUTE OF URBAN AFFAIRS

30. The Government of India in November 1975 decided to set-up an autonomous body, to be named as "National Institute of Urban Affairs" under the Ministry of Works & Housing (Now Ministry of Urban Affairs & Employment), with participation of the State Governments, urban and regional development authorities and other agencies interested in urban affairs. The Institute has been registered as a Society under the Societies Registration Act 1860 on January 12, 1976.

31. The objects of the Institute are as under:-

- (i) To act as an autonomous scientific and research organisation to undertake, promote and coordinate studies in urbanisation, rural-urban relationship, administration, environment and technology pertaining to human settlements and urban and regional development in India;
- (ii) To act as a centre for advanced study of urban problems and to provide and promote necessary training and research facilities;
- (iii) To initiate and assist in developing suitable policies and programmes pertaining to the problems of

urban development and allied fields by the Central, State and Local Governments as well as private and public sector undertakings;

- (iv) To study social, administrative, financial and other aspects of the implementation of various plans for urban development vis-a-vis policies in different regions;
- (v) To act as an agency for strengthening the interaction on urban affairs between the Government and the people, local authorities, legislature, and members of academic industrial and business communities;
- (vi) To mobilise available expertise in the field of urban affairs and to offer and coordinate technical and consultancy services with or without payment of remuneration as necessary.

32. The Institute has a Governing Council which directs and controls the affairs of the Institute. The Governing Council consists of the President, appointed by the Government of India, two Vice-Presidents, elected by the General Body and sixteen members including three members of the Government of India in their ex-officio capacity. The Council may delegate its powers for the conduct of the business of the Institute to the President/ Director/ any officer or any Committee or Sub-Committee which may be formed.

33. The Director of the Institute is appointed by the Government of India (this Ministry) and is responsible for the over-all supervision of the affairs of the Institute, under the direction and guidance of the Governing Council. He regulates the work of the Institute undertaken in furtherance of its objects as its technical and academic head. He is responsible for all administrative duties as a Chief Executive Officer of the Institute.

34. This Ministry gives grant-in-aid (Non-Plan) to the Institute to meet establishment and general maintenance expenditures including the salary and allowances of the core staff (49 in number). The salary and other expenditures of the additional staff appointed by NIUA from time to time for research projects are met out of the Plan grants. During the year 1994-95 & 1995-96, this Ministry released a Non-Plan grants-in-aid of Rs. 49.97 lakhs & Rs. 58.15 lakhs respectively.

35. The Institute completed the Research projects on the following topics:-

- (a) Capacity Building for the Urban Environment- A Comparative Research, Training and Experiences Exchange Project.

- (b) Cost of Urban infrastructure.
- (c) Patterns and Impact of Migration.
- (d) Carrying Capacity based planning for NCR (in collaboration with NEERI, Nagpur).
- (e) Preparedness of Urban Local Bodies for Privatisation.
- (f) Decentralisation of Municipal Administration.
- (g) Assessment of Current Urban Situation in India and Urbanisation Strategies.
- (h) Evaluation of NCR Schemes.
- (i) Municipal Finances in Haryana and Himachal Pradesh.
- (j) Transformation of Low-income Housing: A pilot Project in Collaboration with CARDO, University of New Castle, U.K.
- (k) Research Project on Municipal Finances and Tax Administration in Kanpur.
- (l) Financing Urban Infrastructure: Role of Urban Local Governments.
- (m) Base Paper for National Urban Environmental Policy and Actions.
- (n) Institutional Strengthening for Urban Environmental Management: A Strategy Paper.
- (o) Report of the Expert Group on Land, Housing and Urban Renewal and Upgradation-Review of Master Plan of Delhi-2001.
- (p) Technical Paper for State Level Seminar, SFC, Kerala.
- (q) Background paper for Seminar on Role and Functions of SFCs, Mussoorie.
- (r) Working Paper on Expenditure Norms.
- (s) Papers for the Fourth National Workshop on State Finance Commissions, New Delhi, 34 November.
- (t) Report on the Proceedings of the Fourth National Workshop of State Finance Commission, New Delhi.
- (u) Policy Papers under the FIRE(D) Programme.
- (vi) Regional Technical Assistance on Urban Improvement Finance of ADB.

35.1 The following are the on-going projects/research studies:-

- (i) Evaluation of Environmental Improvement of Urban Slums Programme.

- (ii) Structure and Dynamics of Urban Economy.
- (iii) Financing, Pricing the Cost Recovery for Land Development.
- (iv) Housing Action Plan for Maharashtra.
- (v) Institutional Mechanisms for Delivery of Urban Infrastructure Projects.
- (vi) Information System on Urban Infrastructure.
- (vii) Pricing and Cost Recovery of Urban Infrastructure.
- (viii) Inventory of Financing of Urban Development in India.
- (ix) Impact of Urban Development on Fringe Areas.
- (x) Technical Group on Urban Perspective and Policy.

36. Besides research projects/studies, NIUA also conducted the following training programmes/seminars/workshops:-

- (i) National Seminar on Financing Urban Infrastructure through Debt Market;
- (ii) NIUA 2000-A Strategic Planning Exercise;
- (iii) National Workshop of State Finance Commissions;
- (iv) National Workshop on Municipal Bond Experiences, Bangalore, December 4-5, 1995.
- (v) State Workshop on Financing Urban Infrastructure FIRE(D);
- (vi) Workshop on Exchange of Experiences-Delhi UBSP;
- (vii) Regional Workshops-FIRE(D)
- (viii) UBSP Training Programme;
- (ix) FIRE(D) Training Programme;

37. NIUA also published the following books/journals/newsletter:

- (i) Urban India;
- (ii). Urban File;
- (iii) Urban News;
- (iv), Urban Poverty;
- (v) Sudama (in Hindi)

**DEPARTMENT OF URBAN
EMPLOYMENT AND POVERTY ALLEVIATION**

HOUSING AND HUMAN SETTLEMENTS

Although housing is basically a State level activity, the Union Government is responsible for the formulation of the broad policy frame work of this sector and overseeing the effective implementation of the Social Housing Schemes, particularly for the weaker sections of the society.

National Housing Policy

2. The National Housing Policy is a broad policy framework for formulation and execution of plans and programmes for housing development activities throughout the country. However, given the wide variation in housing needs and resource endowments in the country, Governments of the States and Union Territories would have to play the primary role in formulating specific action plans and programmes, suited to local needs and conditions in consultation with local bodies and citizens groups. The Central Government has to play the role of a facilitator striving to create a conducive environment for increased housing activity by making policies for increased flow of housing finance, serviced land, innovative building materials and technology, various fiscal incentives and legal reforms. 1996-97 being the last year of the Eighth Five Year Plan, action has to be initiated for preparation of the Ninth Five Year Plan. Planning Commission has constituted a Working Group on Urban Housing under the chairmanship of Secretary (Urban Employment & Poverty Alleviation) for drawing up plans and policies for urban housing for implementation during the Ninth Five Year Plan period. The Working Group has started its deliberations and will submit its report by end of June, 1996.

Building Centres and Technology Extension

3. The National network of Nirman or Nirmithi Kendras (Building Centres) has been established with central assistance through HUDCO under a Central scheme. These centres impart training to artisans in low cost construction skills and produce building materials and components including flyash bricks and stabilised mud blocks through innovative techniques. Under the scheme, a central grant of Rs. 2 lakhs was being given till recently to each centre. The funding pattern of the

scheme has now been revised and circulated among State/UT Governments in December, 1994. The Central grant-in-aid varying between Rs. 3.00 lakhs to Rs. 5.00 lakhs is available to the Building Centres depending on the level of their activity since May, 1993. In addition, HUDCO loan subject to maximum Rs. 22 lakhs to these Centres is also available. So far 435 centres have been identified out of which 221 have become functional upto 31.3.96. These Centres have received Government of India grant of Rs. 5.75 crores and have imparted training to over 62000 construction workers as on 31.3.96.

Night Shelters/Sanitation Facility to Footpath Dwellers in Urban Areas

4. This central scheme seeks to provide night shelter and sanitation facilities to footpath dwellers at a per capita cost of Rs. 5000 with 20% subsidy from Central Government and balance 80% as the contribution of implementing agencies/HUDCO loan. The scheme is being implemented through HUDCO and has now been extended to cover all urban areas, wherever the problem of footpath dwellers exists.

4.1 As on 31.3.96, HUDCO has sanctioned loan amounting to Rs. 10.28 crores and Government subsidy amounting to Rs. 9.33 crores for a total number of 57 schemes to provide about 18497 beds, 5719 pay and use toilet seats, 46 baths and 92 urinals. Overall number of beneficiaries under these schemes will be about 50000. The guidelines of the scheme have since been revised with a view to generate more schemes during 8th Plan.

Schemes for Other Priority Groups

5. Housing schemes for handloom weavers and beedi workers are being implemented through Central Government subsidy (being released by concerned Ministries) and HUDCO loan. HUDCO is also providing loan for construction of hostels for working women.

SOCIAL HOUSING SCHEMES:

6. The following Social Housing Schemes are being implemented in the State Sector with State. Plan provision and loan assistance from HUDCO and other financial institutions:-

- (i) Housing Scheme for EWS.
- (ii) Housing Schemes for LIG.
- (iii) Housing Schemes for MIG.
- (iv) Rental Housing Scheme for State Government Employees.

6.1 The income and cost/loan ceilings under these groups have since been revised by Government in the context of formulation of 8th Plan. These are under review in the context of formulation of 9th Plan.

International Cooperation

7. United Nations Centre for Human Settlements (UNCHS) is an inter-Government body established through a resolution of the U.N. General Assembly for guiding habitat activities. India is a member of the organisation since its inception. An annual contribution of one lakh US Dollars payable in Indian currency is made by India.

7.1 UNCHS will be organising Habitat-II Conference in Istanbul (Turkey) in June, 1996. All preparatory steps as precursor to the participation in the main Conference at Istanbul have been taken under the supervision of a National Steering Committee under the Chairmanship of Secretary (UEPA).

KFW/OECF Loan Assistance For Housing Projects

8. Government had negotiated for line of credit to HUDCO and HDFC from KFW of Germany and OECF of Japan. KFW had provided assistance by way of two credits of DM 50 million to HUDCO for undertaking housing schemes for EWS. KFW agreed to provide grant assistance of DM 10 million to HUDCO for the Building Centre Programme in India. Out of this, an amount of DM 5.50 million has been received by HUDCO. KFW has also agreed to provide grant assistance of DM 35 million to HUDCO for low cost housing in urban and rural areas and reconstruction of houses in earthquake affected areas of Latur (KFW IV) and DM 35 million for EWS housing in urban and rural areas, slum improvement and low cost sanitation facilities (KFWV). The mode of facilitating funds to HUDCO has since been changed and KFW is providing grant assistance directly to HUDCO. Under this project, KFW has released DM 26.77 million to HUDCO.

8.1 KFW has provided loan of DM 25 million to HDFC also for financing EWS housing programmes and has committed a grant of DM 30 million to HDFC for undertaking low cost housing programmnes and urban infrastructure. Agreement in this regard was signed in February 1994.

8.2 A line of credit amounting to Yen 6 billion and 788 million (Rs. 126 crores) from OECF Japan has been agreed to for city water supply projects of Solapur and New Bombay.

8.3 A line of credit amounting to Yen 8,670 million has recently been committed by OECF to HUDCO for infrastructure development projects.

Reconstruction Programme in Earthquake Affected Areas of Maharashtra

9. With a view to help Govt. of Maharashtra in undertaking the reconstruction programme in the districts of Latur and Osmanabad, severely hit by the earthquake of September 30, 1993, this Ministry had set up an Advisory Committee on Reconstruction. This committee recommended several measures to the State Government to undertake reconstruction work using cost effective and locally available material and appropriate technology. Nine Building Centres are being set up in the affected region on priority to provide training to local artisans. This Ministry also played an effective role in negotiating World Bank line of credit of SDR 177 million to the state government for undertaking reconstruction programmes in a big way. As per the latest report from the State Government, the initial bottlenecks have been removed and the reconstruction work is progressing well.

Scheme for Cyclone Affected Areas in Southern States.

9.1 The Central Government had approved following financial package for the rehabilitation of victims of the flood/cyclone occurred in 1992 in the States of Kerala, Karnataka and Tamil Nadu-

(Rs. in Crores)					
Name of State	No. of Units to be recon-structed	Total cost @ unit cost of Rs.15,000/-	Central Subsidy 30 %	state Subsidy 30 %	HUDCO loan 40 %
Tamil Nadu	18,000	27.00	8.10	8.10	10.80
Kerala	31,520	47.29	14.19	14.19	18.91
Karnataka	33,428	50.14	15.04	15.04	20.06

9.2 The Central share of Rs. 18.66 crores meant for the year 1993-94 had been released to HUDCO in Feb., 1994 with a direction to the HUDCO that the Central subsidy shall be released by it to the respective States on pro rata schemes are in progress in Kerala and Tamil Nadu.

URBAN POVERTY ALLEVIATION PROGRAMMES

Urban Poverty Alleviation is a challenging task before the nation which calls for imaginative new approaches. The goal is to adequately feed, educate, house and employ the large and rapidly growing number of impoverished city dwellers. The urban population has increased by 36.19% from about 160 million in 1981 to about 217 million in 1991 further aggravating the scenario of urban employment. The National Sample Survey 43rd round (1987-88) has estimated that there are about 40 million persons living below the poverty line in urban areas. However, according to Lakadwala Committee Report of March 1994 (set up by the Planning Commission) about 86 million persons (40% in Urban India) as against total population of 217 million lived below the poverty line. Incidence of urban poor at 40% is higher than both rural and all India incidence of poverty at 39%.

2. The bulk of the urban poor are living in extremely deprived conditions with insufficient physical amenities like low-cost water supply, sanitation, sewerage, drainage, community centres and social services relating to health care, nutrition, pre-school and non-formal education. A significant portion of the urban poor belongs to Scheduled Castes, Scheduled Tribes and minorities. The need of the hour is to improve the skills of the urban poor and to assist them to set up micro-enterprises thereby providing them avenues for enhancement of their incomes. Another major area for assistance to this target group is provision of funds for housing or shelter upgradation. The Central Government has accorded a high priority to the substantial expansion of programmes meant for improving the quality of life of the urban poor.

3. The Deptt. of Urban Employment & Poverty Alleviation is monitoring the implementation of four significant urban poverty alleviation programmes.

- (i) The Nehru Rozgar Yojana;
- (ii) The Urban Basic Services for the Poor;
- (iii) The Environmental Improvement of Urban Slums: and

- (iv) Prime Minister's Integrated Urban Poverty Eradication Programme. A brief account of these schemes is given in the following paragraphs.

NEHRUROZGARYOJANA

4. In response to the challenge posed by urban poverty, the Nehru Rozgar Yojana was launched by the Ministry in October, 1989. It was recast in March, 1990 and accordingly the guidelines were suitably revised. The Yojana consists of three schemes :

- (i) the Scheme of Urban Micro Enterprises (SUME),
- (ii) the Scheme of Urban Wage Employment (SUWE) : and
- (iii) the Scheme of Housing & Shelter Upgradation (SHASU).

The entire expenditure on the Yojana is to be shared on a 60:40 basis between the Central Government and the State Government w.e.f. VIII Plan.

The Scheme of Urban Micro Enterprises (SUME)

4.1 The Scheme of Urban Micro Enterprises (SUME) assists the urban poor in upgrading their skills and setting-up self employment ventures. At present, the criterion of urban poverty is an annual household income less than Rs. 11,850/-. A subsidy is provided towards setting up the micro enterprises upto 25% of the project cost with a ceiling of Rs. 5,000/- for SC/ST/Women beneficiaries and Rs. 4,000/- for general beneficiaries. The remaining amount of the project cost is available from banks as a loan upto a maximum of Rs. 15,000/- for SC/ST and Women beneficiaries and Rs. 12,000/- for general category beneficiaries. This Scheme is applicable to all urban settlements. A large number of States have set up State Urban Development Agencies/District Urban Development Agencies for streamlining the administrative mechanism for implementing the Nehru Rozgar Yojana. The Central Government had made an allocation of Rs. 21 .10 crores for subsidy and Rs. 5.27 for training during 1995-96 for SUME. Against the target of 1.17 lakh beneficiaries to be assisted during 1995-96, 1.25 lakh beneficiaries have been assisted till 31.3.1996. Thus the target has already been achieved. Similarly, against the target of 0.40 lakh persons to be trained during 1995-96, 0.46 lakh persons have been trained till 31.3.96. During 1994-95, 1.25 lakh beneficiaries were assisted to set up micro enterprises and 0.37 lakh persons were given training.

The Scheme of Urban Wage Employment (SUWE)

4.2 The Scheme of Urban Wage Employment (SUWE) provides wage opportunities to the urban poor by utilising

their labour for construction of socially and economically useful public assets in the jurisdiction of Urban Local Bodies. A material-labour ratio of 60:40 is to be maintained under the Scheme for various public works aggregating at the district level. The minimum wages prevalent in each urban 'area' are to be paid to the unskilled labour. This scheme is applicable to all urban areas with a population below one lakh. The Central Government had made an allocation of Rs. 21.66 crores during 1995-96 for SUWE. Against the target of 36.10 lakh mandays of work to be generated during 1995-96, 54.64 lakh mandays of work were generated till 31.3.96. Thus the target has already been achieved. During the last year 1994-95, about 50.85 lakh mandays of work were generated.

The Scheme of Housing & Shelter Upgradation (SHASU)

4.3 The Scheme of Housing & Shelter Upgradation (SHASU) seeks to provide assistance for Housing & Shelter upgradation to economically weaker sections of the urban population as well as to provide opportunities for wage employment and upgradation of construction skills. A loan upto a ceiling of Rs. 9,950/- and a subsidy upto a ceiling of Rs. 1,000/- is provided under this scheme to entitled beneficiaries for housing/shelter upgradation. In case of enhanced financial requirement beyond Rs. 10,950/-, an additional loan upto Rs. 19,500/- can be taken from HUDCO under its scheme for EWS Housing. This scheme is applicable to urban settlements having a population upto twenty lakhs. Requirements for institutional finance for the scheme are met by the Housing & Urban Development Corporation (HUDCO). The Central Government had made an allocation of Rs. 9.90 crores for subsidy for shelter upgradation and Rs. 2.47 crores for training during 1995-96 for SHASU. Against the target of 1.65 lakh dwelling units to be upgraded and 0.15 lakh persons to be trained during 1995-96, the achievement till 31.3.1996 is 0.23 lakh dwelling units upgraded and 0.21 lakh persons trained. The targets could not be achieved as the States are not coming forward with schemes to HUDCO due to post-sanction formalities like furnishing of State Guarantee etc. During 1994-95, about 0.62 lakh dwelling units were upgraded.

4.4 Urban Local Bodies are playing a significant role in the implementation of the Nehru Rozgar Yojana. They are involved in providing work places and selling-outlets to the beneficiaries, maintaining liaison with banks and ensuring provision of backward and forward linkages so that the micro enterprises set up under the Scheme record stable growth. An amount of Rs. 3.55 Crores

has been earmarked for the purpose this year (i.e. 1995-96).

4.5 Non-Governmental Organisations (NGOs) are also expected to play a significant role in the implementation of the Nehru Rozgar Yojana especially in relation to training and strengthening backward-forward linkages under SUME, setting up Municipal Service Centres and craftsmen's guilds under SUWE and Housing Corporation/Associations under SHASU. An amount of Rs. 2.13 crores has been earmarked for the same purpose.

4.6 Thus, the Nehru Rozgar Yojana through activities aimed at skill upgradation, assistance for setting up micro enterprises, wage opportunity through construction of public assets and assistance for shelter upgradation seeks to usher in a brighter future for the urban poor in India.

URBAN BASIC SERVICES FOR THE POOR (UBSP)

5. The Urban Basic Service (UBS) Programme in India was initiated during the VII Five Year Plan period for urban poverty alleviation. Based on the experience of implementing the UBS Programme and the recommendations of the National Commission on Urbanisation, the Government revised it as Urban Basic Services for the Poor (UBSP) (1991) and integrated it with other urban poverty alleviation programme, namely, Environmental Improvement of Urban Slums (EIUS), Nehru Rozgar Yojana (NRY) and Low Cost Sanitation (LCS).

5.1. *Objectives*:-The objective of UBSP is to create participatory community based structures through which community participate in identifying normative/ felt needs, prioritize them and play a major role in planning, implementing, maintaining services and monitoring progress.

5.2 *Salient Features*:-One of the important features is to provide social services and physical amenities through convergence of various ongoing schemes of Ministry of Urban Affairs & Employment and various specialist departments like Health, Family Welfare, Women & Child Development, Education, Welfare Labour, Small Scale Industry, Non-conventional Energy Resources and Science and Technology. Such a convergent approach will lead to optimum utilisation of scarce resources and help in successful implementation of various sectoral programme thereby providing social services and physical amenities to the urban poor.

5.3. *Target Group*:-The urban poor residing in low income Neighbourhoods are the target groups for

provision of social services under the Scheme and physical amenities to be provided under the Environmental Improvement of Urban Slums (EIUS) Scheme. Urban poor residing contiguous to low income neighbourhoods/slums would also be able to avail of the social services provided under the Scheme. Special emphasis is given to women and child beneficiaries.

5.4. **NGO:-**NGOs are increasingly becoming critical element in the UBSP programme. Within the UBSP programme, NGOs are involved as Field Training Institute for city level training. At city level, NGOs conduct collaborative activities including community mobilisation, basic education, women's income generating and thrift societies and community nutrition etc.

5.5. **Financial Outlay:-**A total outlay of Rs. 100 crores has been provided for the Scheme for the Eighth Plan Period. A sum of Rs. 18.00 crores was earmarked for the Programme for the year 1995-96 out of which a sum of Rs. 17.50 crores has been released as Central Share to the States/UTs. An identical amount has been earmarked for the year 1996-97.

5.6. **Achievements:-**As on March 31, 1996, over 7845 Neighbourhood Development Committees comprising primarily of urban poor women had been set up in around 301 towns taken up for provision of basic services all over the country. This represents community based structures covering around 65 lakh low income women & children, 3712 Mini Plans have already been prepared and 582 Community Organisers are in the field working as catalysts for enriching community participation. 344 Community Development Societies have been formed in 3455 slum pockets selected for coverage with 69228 Resident community Volunteers.

5.7 **Target:-**With the target of twelve lakh beneficiaries to be covered during 1995-96, the Programme has achieved the set target touching 60 lakh beneficiaries as on March 1996, from 48 lakh beneficiaries by the end of 1994-95. UBSP aims to reach the VIII Five Year Plan target of 70 lakh beneficiaries covering the remaining 10 lakh beneficiaries during 1996-97.

ENVIRONMENTAL IMPROVEMENT OF URBAN SLUMS

6. The slum population of India was estimated to be 466.24 lakhs in 1991.

6.1 The scheme of Environmental Improvement of Urban Slums (EIUS) was formulated as a response to the growing problem of slums during the Fifth Five Year Plan. The scheme was made an internal part of the Minimum Needs Programme (MNP) in 1974 and was

transferred to the State Sector. The scheme aims at ameliorating the living conditions of urban slums dwellers and envisages provision of drinking water, drainage, community baths, community latrines, widening and paving of existing lanes, street lighting and other community facilities. The improvements are meant to be carried out in notified slums which are not likely to be cleared within the next 10-15 years.

6.2 The total outlay on this scheme during the Seventh Plan was Rs. 269.55 crores based on a per capita expenditure of Rs. 300 per slum dweller. The target for coverage during the Seventh Five Year Plan period was 9 million slum dwellers against which 9.98 million slum dwellers i.e. more than the target had been covered. Against the target of covering 15.40 lakh slum dwellers during 1990-91, 12.93 lakh slum dwellers during 1991-92, 11.78 lakh slum dwellers during 1992-93, 13.18 lakh slum dwellers during 1993-94, 1994-95 and 1995-96, the achievement were 19.35 lakh, 16.24 lakh, 11.78 lakh, 13.01 lakh and 16.65 lakh slum dwellers respectively. The target fixed for the current financial year is 15.88 lakh slum dwellers against which 11.68 lakhs slum dwellers have been covered upto Feb. 1996. Further, the per capita expenditure under the scheme has been increased from Rs. 525 to Rs. 800 and additional inputs pertaining to community facilities, garbage removal and maintenance have been built into the scheme. Moreover, the scheme is now to be implemented in convergence with the programme of Urban Basic for the Poor,

PRIME MINISTER'S INTEGRATED URBAN-ERADICATION PROGRAMME (PMI UDEP)

7. Recognising the seriousness and complexity of urban poverty problems, especially in the small towns where the situation is more grave due to lack of resources for planning their environment and development, the Prime Minister had announced on 15th August, 1994 an integrated scheme for eradication of poverty known as Prime Minister's Integrated Urban Poverty Eradication Programme (PMI UPEP), which seeks to address the problems of urban poverty with a multi-pronged and long-term strategy. The new strategy is to put the community structures in the centre with direct participation and control by the very groups who are envisaged to benefit from this programme.

7.1 The programme launched in November 1995 is applicable to all Class II Urban Agglomerations (345 Nos.) with a population ranging between 50,000 and one lakh as per 1991 Census, subject to the condition that election* to urban local bodies have been held there.

However, in order to ensure that the urban poor could avail of the benefits under this new Programme irrespective of the fact that elections to urban local bodies have not been held for one or the other reason, it was decided with the approval of the Prime Minister to allow implementation of the Programme in such towns as well, as a one time exception (1995-1996). Also keeping in view the peculiar problem of backward and hilly States, it has been decided to extend the PMI UPEP to the district towns in North Eastern States, Sikkim, J & K, Himachal Pradesh and Garhwal & Kumaon Regions of Uttar Pradesh subject to the condition that (i) the district town has urban population not exceeding one lakh and (ii) neither the district town nor any other Class II town under it is already covered being a Class II Urban Agglomerations.

7.2 The foremost objective of the new programme is to attack several root causes of urban poverty simultaneously in an integrated manner with an appropriate and suitable plan strategy for covering the inputs available in other sectoral programmes of Central Governments, Ministries/Departments as well as Non-Governmental Organisations by envisaging participatory implementation of the programme with the aim to eradicate urban poverty from the targetted areas by the turn of the century.

7.3 The specific objectives under the new programme are (i) effective achievement of social sector goals,

(ii) community empowerment, (iii) Convergence through sustainable support system, (iv) improvement of hygiene and sanitation, (v) employment generation & shelter upgradation and (vi) environmental improvement. The programme will be implemented on whole town/project basis extending the coverage to all the targetted groups for having visible impact and facilitating overall development of the towns to be covered. While the target group of the programme is urban poor, specially women beneficiaries and beneficiaries belonging to Scheduled Castes and Scheduled Tribes will constitute special target groups among the urban poor.

7.4 There would be a provision of Rs. 800 crores as Central Share for the entire programme period of five years (1995-96 to 1999-2000) benefitting over 5 million urban poor. Out of the available provision of Rs. 100 crores plus Rs. 7.20 crores sought by way of matching savings from out of other urban poverty alleviation programmes during 1995-96, a sum of Rs. 106 crores has been released as Central Share to the States/UTs for implementation of the Programme.

7.5 Since the programme has been recently launched, it is too early to assess the benefits accruing to the urban poor during 1995-96. However, it is proposed to benefit approximately 150 lakhs urban poor under this Programme by the end of 1996-97.

NATIONAL BUILDINGS ORGANISATION

National Buildings Organisation (NBO) was established in 1954 as an attached office of the Ministry to take up research in low cost building designs, improvement of the building and housing conditions alongwith the socio-economic aspect. NBO also functions as the regional centre for housing for ESCAP.

2. Having regard to current requirements under the National Housing Policy to strengthen the management information system and various other related socio-economic and statistical functions connected with housing and other activities and also to ensure more effective and systematic technology transfer at various levels involving large scale dissemination, use and commercial application of low cost and innovative technology, NBO has been restructured during the year

1992-93 to take up mainly the socio-economic and management information system and creation of data bank functions. The technical functions relating to building materials and designs have been taken out of the purview of the NBO and given to Building Materials and Technology Promotions Council within the Ministry.

3. In order to cope up with the creation of a strong data base and also to prepare itself for handling data connected with monitoring of implementation of National Housing Policy with the help of State agencies, the computer facilities in NBO have been substantially strengthened. Based on the recommendations of Technical Advisory Committee set up under the chairmanship of Shri M.G. Sardana, the then Director General of Central Statistical Organisation, a Standing Advisory Committee has been set up to suggest measures for evolving a commonly acceptable definition of house; review/modification of the existing methodology for estimation of housing stock and its need and shortage; to review the existing 3 Tier Scheme of data collection taking into account factors such as assessment of data requirement/availability, determination of data gap and ways to fill such gaps through existing operation of agencies viz. NSSO etc. The Committee had four meetings during 1995 and deliberations are continuing.

HOUSING AND URBAN DEVELOPMENT CORPORATION

The Housing and Urban Development Corporation (HUDCO) was set up as a fully owned Government Company in 1970 as an apex techno-financial organisation with a view to providing loans and technical support to State and other eligible organisations for various types of housing activity and infrastructural development. The present authorised capital of HUDCO is Rs. 385 crores which has been subscribed to the extent of Rs. 324 crores by the Government till 31.3.96.

2. HUDCO is a major instrument of National Housing Policy and has been entrusted with the implementation of the priority programmes of the Ministry like Low Cost Sanitation, Night Shelter for Footpath Dwellers, Building Centres, shelter upgradation under Nehru Rozgar Yojana (NRY) and rural housing under Minimum Needs Programmes (MNP). It is operating the centrally sponsored scheme 'of building centres and has taken major initiatives for the upgradation of skills of artisans, small contractors and professionals. It is providing equity and loan support to building material manufacturing units and promoting through technical and professional support, cost effective and innovative building materials and components and systems using agricultural and industrial wastes. It is a major multi-dimensional and multi-functional organisation addressing the entire gamut of shelter issues in the country. Various measures are being taken to strengthen its operations and widen its resource base.

Operations and profitability during 1995-96

3. During 1995-96, (as on 31.3.96) HUDCO sanctioned loans for an amount of Rs. 1967 crores against MoU target of Rs. 1900 crores. The actual loan released by HUDCO during 1995-96 was Rs. 1348.06 crores against MoU target of Rs. 1435 crores. The schemes sanctioned during 1995-96 would enable construction and upgradation of 3.96 lakh residential units, development of 18,258 residential plots and construction/conversion of 6.85 lakh sanitation units, besides augmentation of water supply and drainage facilities. Seventy percent of the total residential units and thirty nine percent of the plots sanctioned during the year were meant for Economically Weaker Sections/LIG. HUDCO has been empowered by the Government to expand lending for

urban infrastructure, especially water supply and sanitation at non-subsidised rates and there has been growing response to this from various States and city agencies.

3.1 During the year 1994-95, despite the interest subsidy given for lower income groups HUDCO earned gross profit of Rs. 100.16 crores. The net profit after providing for tax is Rs. 70.37 crores. HUDCO paid dividend of Rs. 16.11 crores to government during 1994-95. HUDCO has earned gross (pretax) profit of Rs. 109.66 crores during 1995-96.

Rural Housing

4. HUDCO started financing of rural housing schemes only from 1977-78, but still has made considerable contributions. As on 31.3.96, HUDCO has cumulatively sanctioned loans amounting to Rs. 1300 crores for 1698 Rural Housing Schemes for the construction of 30.08 lakh rural houses. During 1995-96 (as on 31.3.96), HUDCO sanctioned 102 Rural Housing Schemes with a loan commitment of Rs. 162.34 crores for the construction of 1,74,418 rural houses.

Urban Infrastructure

5. Since March 1989, HUDCO started financing city level urban infrastructure schemes in a big way. A full fledged separate urban infrastructure wing has been set up for processing loan proposals from public and private agencies. Priority is given to water supply, sewerage and drainage schemes especially in small and medium towns with population of less than 10 lakhs. As on 31.3.96, HUDCO has sanctioned 420 Urban Infrastructure schemes for a loan amount of Rs. 2837.93 crores of which 109 schemes for Rs. 874.18 crores were sanctioned during 1995-96.

Priority Programmes

6. (a) Low Cost Sanitation Programme for Liberation of Scavengers.

As part of the Action Plan of the Ministry of Urban Affairs and Employment, HUDCO has started financing projects under this scheme to cover 700 small towns in the first phase. During current year (as on 31.3.96) 88 schemes have been sanctioned for a loan amount of Rs. 66.38 crores covering 685134 units. HUDCO has cumulatively sanctioned 692 such schemes for a loan amount of Rs. 392.74 crores covering 29,63,869 units.

(b) Night Shelter Scheme for Footpath Dwellers

This is also an Action Plan programme of the Ministry of Urban Affairs and Employment and being



CHQ School & Phase II Seiyun Junior High School



View of a corner—exterior view of the corner of CHQ School & Seiyun

implemented by HUDCO. HUDCO has sanctioned a loan element of Rs. 1.0.28 crores and Central subsidy of over Rs. 9.33 crores for 57 such schemes covering 12 States. These schemes will provide about 18497 beds, 5719 pay and use toilet seats, 46 baths and 92 urinals.

(c) Urban Employment through Housing & Shelter Upgradation

This scheme under Nehru Rozgar Yojna (NRY) was

initiated in December 1989 and aims to provide urban employment through loan cum subsidy for renovation and upgradation of existing housing in slums, inner cities and other areas inhabited by the weaker sections. During the year 1995-96 as on 31.3.96, 83 schemes for a loan amount of Rs. 33.65 crores have been sanctioned which will help upgradation of 94822 dwelling units in 12 States. HUDCO has sanctioned a total of 501 such schemes covering 24 States and approximately 7.49 lakh dwelling units

HUDCO Operations During 1994-95 and 1995-96

Type	1994-95		1995-96 (as on 28-2-96)	
	No. of Schemes	Loan Amt. (Crores)	No. of Schemes	Loan Amt. (Crores)
Urban Housing Schemes				
-Cooperative	1	0.70	6	8.39
-Site and service	7	0.75	1	0.52
-Plotted Development	12	21.03	21	43.50
-Night Shelter	20	3.32	5	1.35
-Others	476	508.86	268	387.56
Rural Housing Schemes				
-Cooperative	39	32.26	13	17.42
-Landless Labourers	6	3.28	4	2.01
-Others	68	117.60	85	142.91
Upgradation Schemes				
-Slums	—	—	—	—
-Repairs & Improvements	25	29.69	13	33.00
-Shelter Upgradation (NRY)	46	26.35	83	33.65
Basic Sanitation Schemes	3	0.29	1	0.07
Building Material Schemes	—	—	—	—
Cash Loan Schemes				
-Cooperative	31	31.35	75	117.48
-Others	91	126.45	64	146.31
Land Acquisition Schemes	20	47.32	14	34.76
Infrastructure Schemes				
-Urban Infrastructure	89	673.91	109	874.18
-Intg. Low Cost Sanitation	133	64.83	88	66.38

7. Upto 31.3.96, cumulative loan sanction and disbursement of HUDCO aggregates to Rs. 11829 crores and Rs. 8058 crores respectively which would help in the construction/upgradation of over 60 lakh residential dwelling units, 23569 units under Night Shelter scheme, 17282 non-residential buildings, development of 412904 plots and construction/conversion of 3448747 sanitation units covering 30 States/UTs.

Resource Mobilisation

8. Upto 1985-86, HUDCO had been raising resources through traditional sources like issue of Government guaranteed Debentures, loans from LIC, GIC etc.. In 1987-88 HUDCO raised funds in the open market for the first time through floating its Urban and Shelter Bonds of Rs. 50 crores and followed it up by Rs. 100 crores in 1988-89, Rs. 250 crores in 1989-90, Rs. 300 crores in 1990-91 and Rs. 300 crores in 1991-92. During 1992-93 HUDCO was permitted to raise Rs. 400 crores by

way of public issue of bonds. The process could, however, not be completed till March, 1993 and HUDCO was allowed to raise the resources by March, 1994. During 1993-94, HUDCO made record resource mobilisation of over Rs. 1750 crores.

8.1 During the year 1994-95 HUDCO launched a Public Deposit Scheme to mop up household savings for channelising funds to housing development activities. The scheme has received good response in the market and during the year 1995-96, HUDCO collected an amount of Rs. 30.80 crores under the scheme. During 1995-96, HUDCO had been granted permission to raise Rs. 300 crores by way of taxfree bonds. As on 31.3.96 HUDCO had raised Rs. 273.50 crores out of this. The total resource mobilised by HUDCO during 1995-96 from various sources stood at Rs. 1348.06 crores as on 31.3.96.

AUTONOMOUS & STATUTORY BODIES

BUILDING MATERIAL AND TECHNOLOGY PROMOTION COUNCIL

In order to bridge the gap between research and development and to promote large scale application of innovative building materials and technologies, an organisation named Building Materials and Technology Promotion Council has been set up as a Society under the aegis of the Ministry of Urban Affairs & Employment. The Council is structured to undertake the task of extension and application of innovative technologies and low cost materials developed by research institution, to promote the manufacture of building materials from industrial and agricultural wastes and residues to encourage entrepreneurs in this sector and to ensure development of appropriate standards for the new materials and their adoption in the schedules and specifications of the public housing agencies. The following are some of the areas where the Council has mounted thrust in its activities:-

- (i) Economy and efficiency in public agencies by adoption of cost effective materials and technology.
- (ii) Utilisation of flyash and other industrial and agricultural wastes for producing building materials.
- (iii) Identification of appropriate technologies and wide scale dissemination through entrepreneurial support.
- (iv) Standardisation, validation and certification of innovative materials and techniques.

- (v) Promotion of production units of new building materials.

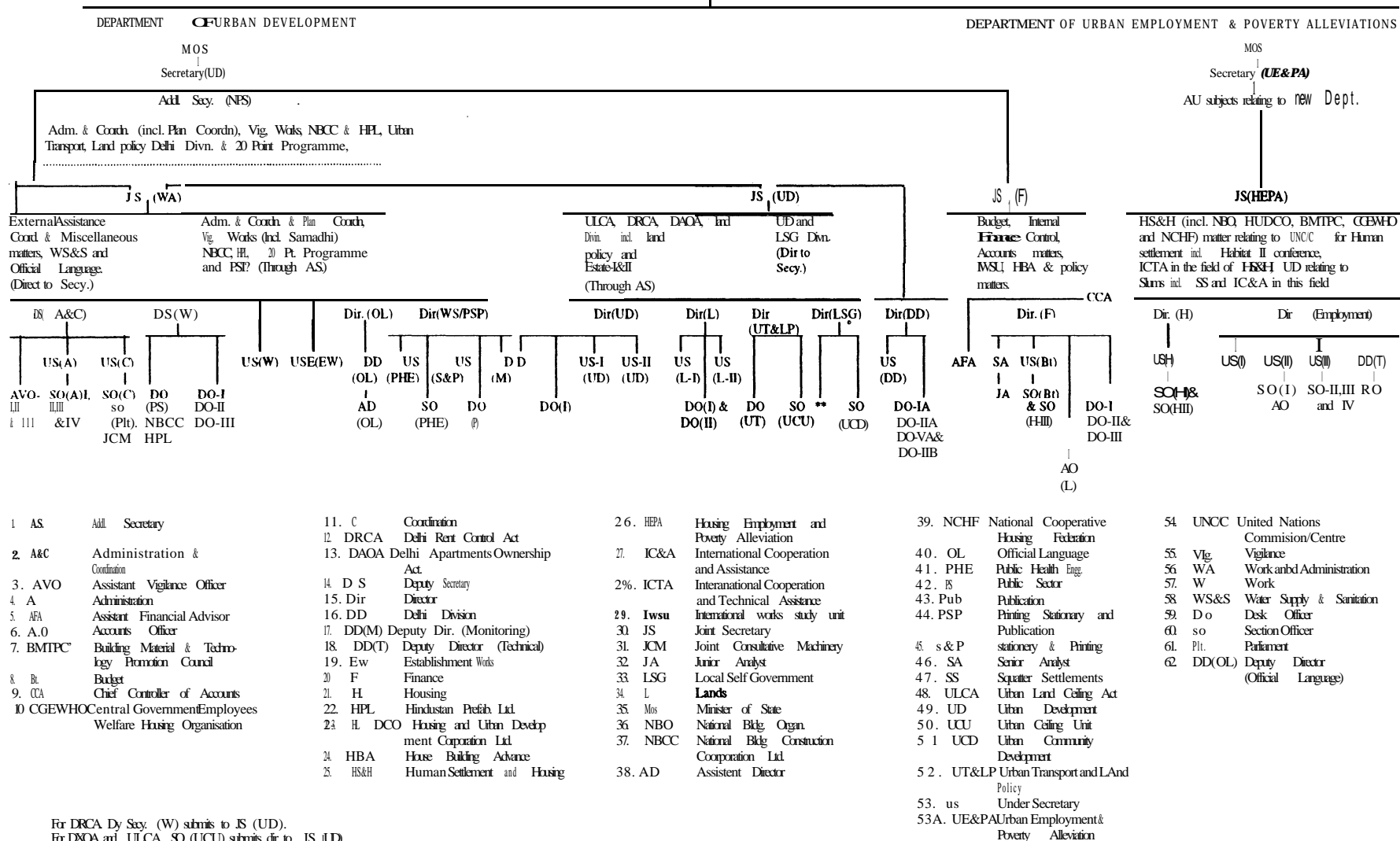
CENTRAL GOVERNMENT EMPLOYEES WELFARE HOUSING ORGANISATION

2. The Organisation started functioning from October, 1990. Steps have already been taken for acquiring land for executing housing schemes for Central Government Employees in different parts of the country. Housing Schemes have been announced at Nerul, New Bombay; Calcutta; Madras; NOIDA (U.P.); Kharghar. Bombay, Panchkula and the latest scheme announced in July, 1995 is at Gurgaon. These schemes will provide houses to 5560 beneficiaries. Central Government has contributed a total amount of Rs. 18.00 crores towards the capital of the Organisation to facilitate land procurement. Government is also providing annual grants to the organisation.

NATIONAL COOPERATIVE HOUSING FEDERATION OF INDIA (NCHF)

3. National Cooperative Housing Federation of India was set up in 1969 as the national level organisation spearheading the entire cooperative housing movement in India. As part of Government's policy to encourage cooperative housing, Ministry of Urban Affairs and Employment has been providing financial support to NCHF. Out of 25 State level Apex Cooperative Housing Federations, 24 are members of NCHF Upto 31.3.95, State Level Apex Federations have advanced a loan of Rs. 3407 crores to Primary Cooperative Societies. So far, construction of 12,82,370 houses have been completed and about 3,88,576 houses are under construction. Presently, an amount of Rs. 300 crores is being advanced annually through the Apex federations. The housing cooperatives are getting finance from Life Insurance Corporation of India, National Housing Bank, HUDCO and Commercial/Cooperative banks. During 1995-96, grant-in-aid amounting to Rs. 15.00 lakhs was released to NCHF

MINISTRY OF URBAN AFFAIRS & EMPLOYMENT ORGANISATION CHART AS ON 31-03-1996.



For DRCA Dy Secy. (W) submits to JS (UD).

For DAOA and ULCA, SO (UCU) submits dir to JS (UD).

Admn. Coordn. Plt. works, Vig. Finance & House Keeping Jobs of UE&PA is looked after by Deptt. of U.D.

List of subjects allocated to the Ministry of Urban Affairs and Employment

A. DEPARTMENT OF URBAN DEVELOPMENT (SHAHARI VIKAS VIBHAG)

1. Properties of the Union, whether lands or buildings, with the following exceptions:-

- (i) Those belonging to the Ministry of Defence (Raksha Mantralaya), the Department of Railways (Rail Vibhag) and the Department of Atomic Energy (Parmanu Oorja Vibhag) and the Department of Space (Antariksh Vibhag).
- (ii) Buildings or lands, the construction or acquisition of which has been financed otherwise than from the Civil Works Budget; and
- (iii) Buildings or lands, the control of which has at the time of construction or acquisition or subsequently been permanently made over to other Ministries and Departments.

2. All Government Civil Works and Buildings including those of Union Territories, excluding Roads and excluding works executed by or buildings belonging to the Railways, P&T and the Department of Atomic Energy (Parmanu Oorja Vibhag), and the Department of Space (Antariksh Vibhag).

3. Horticulture operations.

4. Central Public Works Organisation.

5. Administration of Government estates including Government Hostels under the control of the Ministry. Location or dispersal of offices in or from the Metropolitan cities.

6. Allotment of accommodation in Vigyan Bhavan

7. Administration of the Requisitioning and Acquisition of Immovable Property Act, 1952 (30 of 1952).

8. Administration of Delhi Hotels (Control of Accommodation) Act, 1949 (24 of 1949).

9. The Public Premises (Eviction of Unauthorised Occupants) Act, 1971 (40 of 1971).

10. Administration of four Rehabilitation Markets viz. Sarojini Nagar Market, Shanker Market, Pleasure Garden Market and Kamla Market.

11. Issue of lease or conveyance deeds in respect of Government built properties in Delhi and New Delhi under the Displaced Persons (Compensation and Rehabilitation) Act, 1954 (44 of 1954) and conversion

of lease deeds, allotment of additional strips of land and correctional areas adjoining such properties

12. Stationery and Printing for the Government of India including official publications.

13. Planning and Coordination of Urban transport systems, with technical planning and road based systems being subject to items 22 and 23 under the Ministry of Surface Transport (Jal-Bhootal Pariwahan Mantralaya) and technical planning or rail based systems being subject to items 1 and 2 under the Ministry of Railways (Rail Mantralaya), Railway Board (Rail Board).

14. Town and Country Planning; matters relating to the Planning and Development of Metropolitan Areas; International Co-operation and Technical Assistance in this field.

15. Schemes of large scale acquisition, development and disposal of land in Delhi.

16. Delhi Development Authority.

17. Master Plan of Delhi, Co-ordination of work in respect of the Master Plan and Slum Clearance in the Union Territory of Delhi.

18. Erection of memorials in honour of freedom fighters.

19. Administration of the Delhi Development Act, 1957 (61 of 1957).

20. The Delhi Rent Control Act, 1958 (59 of 1958).

21. Development of Government Colonies.

22. Local Government, that is to say, the constitution and powers of the Municipal Corporations (excluding the Municipal Corporation of Delhi), Municipalities (excluding the New Delhi Municipal Committee), other Local Self Government Administrations excluding Panchayati Raj Institutions.

23. The Delhi Water Supply and Sewage Disposal Undertaking of the Municipal Corporation of Delhi.

24. Water Supply (subject to overall national perspective of water planning and coordination assigned to the Ministry of Water Resources), sewage, drainage and sanitation relating to urban areas and linkages from allocated water resources. International cooperation and technical assistance in this field.

25. The Central Council of Local Self-Government.

26. Allotment of Government land in Delhi.

27. All Attached or Subordinate Offices or other organisation concerned with any of the subjects specified in this list.

28. Public Sector Projects falling under the subject included in this list except such projects as are specifically allotted to any other Department.

29. The Urban Land (Ceiling and Regulation) Act, 1976 (33 of 1976).

30. Delhi Urban Art Commission, Delhi Urban Art Commission Act, 1973 (1 of 1974):

31. Administration of Rajghat Samadhi Committee.

32. All matters relating to Planning and Development of the National Capital Region and Administration of the National Capital Region Planning Board Act, 1985 (2 of 1985).

33. Matters relating to the Indian National Trust for Art and Cultural Heritage (INTACH).

8. DEPARTMENT OF URBAN EMPLOYMENT AND POVERTY ALLEVIATION (SHAHARI ROZGAR AUR GARIBI UPSHAMAN VIBHAG).

1. Formulation of housing policy and programme (except rural housing which is assigned to the Department of Rural Development), review of the implementation of the Plan Schemes, collection and dissemination of data on housing, building materials and techniques, general measures for reduction of building costs and nodal responsibility for national Housing Policy.

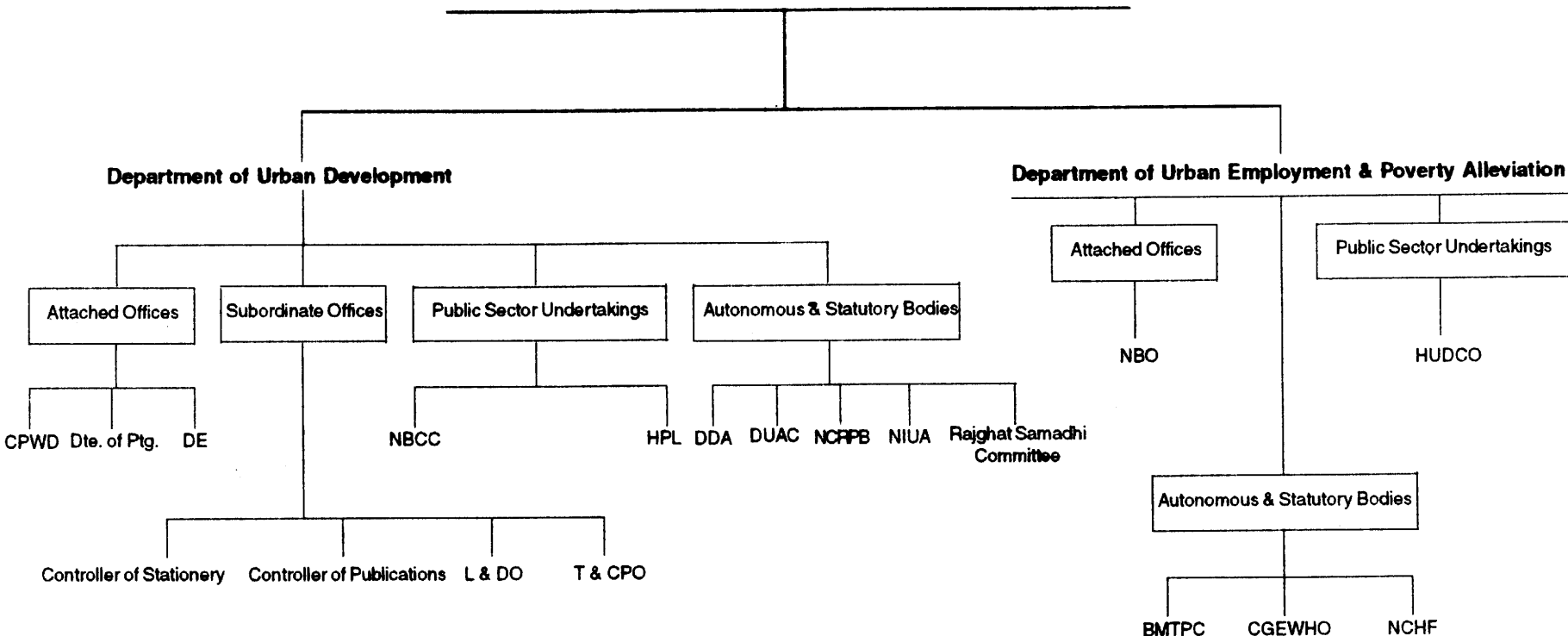
2. Human Settlements including the United Nations Commission for Human Settlements and International Cooperation and Technical Assistance in the field of Housing and Human Settlements.

3. Urban Development including Slum Clearance Schemes and the Jhuggi and Jhonpri Removal Schemes. International Cooperation and technical assistance in this field.

4. National Cooperative Housing Federation.

5. Implementation of the specific programmes of Urban Employment Schemes such as Prime Minister's Rozgar Yojna and other programmes evolved from time to time.

MINISTRY OF URBAN AFFAIRS AND EMPLOYMENT



LEGEND

1. BMTPC — Building Materials and Technology Promotion Council
2. CGEWHO — Central Government Employees Welfare Housing Organisation
3. CPWD — Central Public Works Department
4. DDA — Delhi Development Authority
5. DE — Directorate of Estates

6. Dte. of Ptg. — Directorate of Printing
7. DUAC — Delhi Urban Arts Commission
8. HPL — Hindustan Prefab Ltd.
9. HUDCO — Housing & Urban Development Corporation Ltd.
10. L & DO — Land & Development Office
11. NBCC — National Buildings Construction Corporation Ltd.

12. NCHF — National Cooperative Housing Federation of India
13. NBO — National Buildings Organisation
14. NCRPB — National Capital Region Planning Board
15. NIUA — National Institute of Urban Affairs
16. T & CPO — Town & Country Planning Organisation

Statement showing staff strength as on 31.3.96

S. No.	Name of Office	Group A (Gazetted)	Group B	Group B Non-Gazetted)	Group C	Group D	Work charged staff	Total
1	2	3	4	5	6	7	8	
A. Secretariat (including attached and Subordinate Offices)								
1.	Min/o Urban Affairs & Employment (Sectt.)	50	60	97	165	99	-	471
2.	Pr. A. Office M/o UA&E	6	78	-	572	70	-	726
3.	C.P.W.D.	1088	2766	206	13665	6824	31140	55689
4.	Dte. of Estates	8	48	75	482	229	-	842
5.	Dte. of ptg.	28	89	103	8967	2109	-	11296
6.	National Buildings Organisations	7	3	13	13	17	-	53
7.	Controller of publication	2	5	-	311	220	-	538
8.	Controller of Stationery	3	7	2	456	466	-	934
9.	Land and Dev. Office	7	8	1	179	60	-	255
10.	Town and Country Planning Organisation	44	5	40	81	54	-	224
B. Public Sector Undertakings								
11.	Hindustan Prefab Ltd.	48	30	-	425	236		739
12.	National Building Construction Corp. Ltd.	571	-	408	636	1829	49	3493
13.	Housing and Urban Development Corp. Ltd.	366	76	-	320	115		877

Position regarding employment of Ex-Servicemen as on 3 7.3.96 in the Ministry its Attached and Subordinate Offices and Public Sector Undertakings.

Group	Number of vacancies reserved	Number of vacancies filled	Number of Ex-Servicemen appointed against unreserved vacancies
1	2	3	4
Ministry and its Attached/Subordinate Offices			
C.	44	20	1
D	38	21	6
Public Sector Undertakings			
C	1	1	—
D	—	—	

Total number of Government servants and the number of Scheduled Castes and Scheduled Tribes amongst them as on 3 1st March, 1996 in the Ministry of Urban Affairs & Employment and its Attached/Subordinate Offices

Group/Class	Permanent/Temporary	Total number of employees	Scheduled Castes	Perce- ntage to total employees	Scheduled Tribes	Perce- ntage to total employees	Remarks
1	2	3	4	5	6	7	8
Group A (CL I)	Permanent						
	(i) Other than Lowest rung of Class I.	987	157	15.90	25	2.53	
	(ii) Lowest rung of Class I	144	19	13.19	8	5.55	
	Total :	1131	176	15.56	33	2.91	
	Temporary						
	(i) Other than Lowest rung of Class I	25	8	32.00	—	—	
	(ii) Lowest rung of Class I	44	10	22.72	1	2.72	
	Total :	69	18	26.08	1	1.44	
Group B (Class II)	Permanent/ Temporary	2792	428	15.32	19	0.68	
Group C (Class III)	Permanent/ Temporary	23342	4296	18.40	1187	5.08	
Group D (Class IV) (Excluding Sweepers)	Temporary	9946	2095	21.06	677	6.80	
Group D (Class IV) (Sweepers)	Permanent/ Temporary	977	933	95.49	14	1.43	

Number of reserved vacancies filled by member of Scheduled Castes and Scheduled Tribes as on 31st March, 1996 in the Ministry of Urban Affairs & Employment and its Attached and Subordinate offices

[illegible]

1	2	3	4	5	6	7	8	9	10	11	12	13	14	15	16
---	---	---	---	---	---	---	---	---	----	----	----	----	----	----	----

1. Posts filled by Direct Recruitment

Other than lowest rung of Class I	4	4	1	—	—	—	—	—	—	—	—	1	—	—	—
Lowest rung of Class I	24	24	6	6	6	1	—	—	—	—	—	—	—	—	—
Class II	48	20	9	3	4	4	—	—	3	3	3	2	1	2	—
Class III	964	525	177	111	106	40	—	2	101	47	39	31	3	3	—
Class IV (excluding Sweepers)	567	278	105	65	96	3	—	—	49	25	24	4	—	—	—
Class IV (Sweepers)	14	10	8	8	9	1	—	—	3	3	2	2	—	—	—

II. Posts filled by Promotion

[illegible]

(Vide Chapter 2 para 30)

Statement showing the total number of Government Servants and the number of Scheduled Castes and Scheduled Tribes amongst them as on 31st March 1996 in the Public Sector Undertakings i.e. National Buildings Construction Corporation Ltd., Housing and Urban Development Corporation Ltd., and Hindustan Prefab Ltd.

Group/Class	Permanent/ Temporary	Total Number of Employees	Scheduled Castes	Percentage to total employees	Scheduled Tribes	Percentage to total employees	Remarks
1	2	3	4	5	6	7	8
Group A (Cl. I)	Permanent						
	(i) Other than Lowest rung of Cl. I	813	100	12.3	10	1.23	—
	(ii) Lowest rung of Cl. I	172	36	20.9	3	1.74	—
	Total:	985	136	13.8	13	1.31	—
	Temporary						
	(i) Other than lowest rung of Cl. I	—	—	—	—	—	—
	(ii) Lowest rung of Cl. I	—	—	—	—	—	—
	Total:	—	—	—	—	—	—
Group B (Cl. II)	Permanent						
	Temporary	514	89	17.3	9	1.75	—
Group C (Cl. III)	Permanent						
	Temporary	1382	310	22.4	34	2.46	
Group D (Cl. IV) (excluding Sweepers)	Permanent						
	Temporary	2152	259	12.0	22	1.01	
Grade D (Cl. IV) (Sweepers)	Permanent						
	Temporary	28	28	100	—	—	

Note: (1) This Statement relates to person and not to posts.

(2) Persons on deputation included in the establishment of the borrowing offices and not in parent Office.

(3) Persons permanent in one grade but officiating or holding temporary appointment in the higher grades are show in in the figures relating to the class of service in which the higher grade concerned is included.

Development Corporation Ltd. and Hindustan Prefab Ltd.

[illegible]

(Vide Chapter 2 para 53)

**Department-wise details of outstanding Inspection Reports/Audit objections as on 31-3-96 in respect of M/O
UA&E and its Attached/Subordinate Offiies**

Office/Department	Inspection Reports (No.)	Audit Objections (No.)
Directorate of Printing	134	405
National Buildings Organisation	6	31
Controller of Publications	4	36
Govt. of India Stationery Office	15	9

ERRATA

Occuring at Page No.	para	Line	For	Read
4	5	5&6	Demand Nos. 81.82 & 83	Demand Nos. 82.83 & 84
4	Revised Estimates 1995-96 (Gross Figures) (of para 6)		<u>Demand No. 81</u> Plan Non-Plan Total 3.40 186.85 190.25 90.42 295.15 385.57	<u>Demand No. 81</u> Plan Non-Plan Total 3.40 376.85 380.25 90.42 105.15 195.57
4	Budget Estimates 19% 97 (Gross figures) (of para 6)		Demand No. 81 Demand No. 82 Demand No. 83	Demand No. W. Demand No. 83 Demand No. 84
4	-do-		<u>Demand No. 82</u> Plan Non-Plan Total 4.50 199.43 203.93 84.98 315.85 400.83	<u>Demand No. 83</u> Plan Non-Plan Total 4.50 404.83 409.33 84.98 110.45 195.43
6	19	I	report	regard
29	3	1	Centrally scheme sponsored	Centrally sponsored scheme
34	Annexure-III Sl. No. 2	Col. 9	31.12.96	31.3.96
41	17	1	National Committee on	National Committee for
83	62	22	Urban Basic for the Poor	Urban Basic Services far the poor