



Proposal for 33 BLC projects in Jharkhand



Urban Development and Housing Department

Government of Jharkhand

Date : 31st August, 2016

State Profile



Total Population of State	32,966,238
Total Urban Population	54,72,988
No. of ULBs in the state	43
State Growth rate	2.3 % per annum
National Average Growth Rate	3.12%

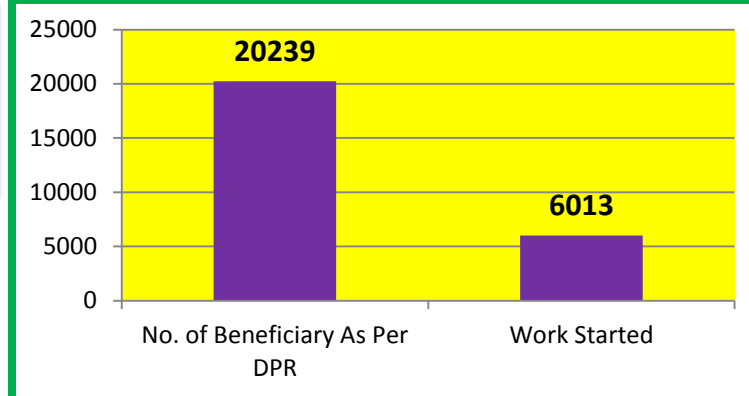
Action initiated at State Level

- A total 20239 DUs approved in FY 15-16 for vertical IV
- Individual Files open for all beneficiaries
- Physical Verification completed of all the records submitted by beneficiaries.
- 60 % MIS completed.
- “Foundation laying week” celebrated from 26th July to 1st August.
- Ward wise work distribution among ULB officials.
- Central helpline no. issued for collecting feedback and complaints.

Cont.

- Recruitment for SLTC and CLTC is under process.
- CLSS workshop organized at state level with the support of NHB.
- 1607 application forms have been submitted to banks for loan approval.
- Draft HFAPoA prepared for all the ULBs.
- Objections are being invited from the beneficiaries at ULB level to finalize the HFAPoA.

Work Progress under PMAY(FY 2015-16)



Sl. No.	ULBs	No. of Beneficiary As Per DPR	Work Started	% Work Started
1	Adityapur	856	571	66.71
2	Basukinath	83	17	20.48
3	Bishrampur	178	120	67.42
4	Bundu	102	30	29.41
5	Chaibasa	316	135	42.72
6	Chakardharpur	264	157	59.47
7	Chakulia	83	48	57.83
8	Chas	587	168	28.62
9	Chatra	193	53	27.46
10	Chirkunda	200	65	32.50
11	Deoghar	846	419	49.53
12	Dhanbad	5078	175	3.45
13	Dumka	207	160	77.29
14	Garhwa	199	159	79.90
15	Giridih	454	124	27.31
16	Godda	206	185	89.81
17	Gumla	224	152	67.86
18	Hazaribag	593	297	50.08
19	Hussainabad	111	15	13.51

Work Progress under PMAY(FY 2015-16)



Sl. No.	ULBs	No. of Beneficiary As Per DPR	Work Started	% Work Started
20	Jamtara	132	81	61.36
21	Jhumri Tilaiya	352	124	35.23
22	Khunti	167	158	94.61
23	Kodarma	100	93	93.00
24	Latehar	122	89	72.95
25	Lohardaga	255	28	10.98
26	Madhupur	225	77	34.22
27	Mango	989	540	54.60
28	Manjhiaon	81	51	62.96
29	Medininagar	318	237	74.53
30	Mihijam	187	21	11.23
31	Nagar Uttari	21	21	100.00
32	Pakur	215	164	76.28
33	Phusro	381	95	24.93
34	Rajmahal	105	97	92.38
35	Ramgarh	382	151	39.53
36	Ranchi	4776	502	10.51
37	Sahibganj	393	209	53.18
38	Seraikela	68	54	79.41
39	Simdega	190	171	90.00
Total		20239	6013	29.71

Strategy for Geo-tagging under BLC Project



- Orientation workshop has been organized at state level
- Supervisors and surveyors have been nominated at each ULBs for field data collection and Moderation of Geotagging points.
- Nodal Officer has been nominated at Sub-Division level for facilitation of Supervisors/ surveyors
- 25 ULBs started Geo tagging till date.
- 945 DUs has been Geo Tagged till date.
- Supportive Supervision to all Supervisors and surveyors at field level by SLTC team.

Geo-tagging Field Map



Indian Geo-Platform of ISRO

Housing for All

Kodama, Kodama, Jharkhand

Tools | [Link](#) | [Home](#) | [Help](#)

Field Data Viewer

City:

Date Mode: Day Period

Start Date:

End Date:


Accepted Points Rejected Points

Validated Date Created Date

[Statistics](#) [Reports](#)

- Not Started
- Foundation
- Lintel
- Roof
- Completed

Housing For All Asset DETAILS



1 2

Sl.No	28380
Beneficiary Name	GUDIYA DEVI
Address	72, BADKI BAGI, Kodarma, Jharkhand Kodarma Kodarma Jharkhand
Observername	jeetendra kumar pandey
Organization	koderma nagar panchayat
Mobileno	7762846228

Map | Map Satellite

Base Admin Base Hy

Kodama

JHARKHAND

NH 31

Geo-tagging Field Map



Indian Geo-Platform of ISRO

Ministry of Housing and Urban Poverty
Housing for All

Rajmahal, Sahibganj, Jharkhand

Tools | [Link](#) | [Home](#) | [Help](#)

Field Data Viewer

City

Date Mode Day Period

Start Date: [Select Date](#)

End Date: [Select Date](#)

Accepted Points Rejected Points

Validated Date Created Date

[Disable Moderation](#)

[Statistics](#) [Reports](#)

[Remove](#)

- Not Started
- Foundation
- Lintel
- Roof
- Completed
- Unauthorised

Total No. of Points Found: 87

Housing For All Asset DETAILS

Foundation Level Completed

Sl.No	29234
Beneficiary Name	MALOTI BARMAN
Address	00, BARMAN COLONY, Rajmahal, Jharkhand , Rajmahal Sahibganj Jharkhand
Observername	Sumit kumar Sharma
Organization	Nagar Panchyat Rajmahal

Awareness/ Stakeholders workshops

- IEC campaign conducted in all ULBs
 - Through print & Electronic media
- Jharkhand Affordable Urban Housing Policy notified.



Capacity Building





Jharkhand Affordable Urban Housing Policy

2016

Urban Development & Housing Department
Government of Jharkhand





Housing For All Asset DETAILS



1 2

Sl.No	28268
Beneficiary Name	Suresh Mahato
Address	Shivpuri C, Shivpuri Colony,Chas (Nagar Parishad),Jharkhand , Chas (Nagar Parishad) Bokaro Jharkhand
Observername	Mukesh
Organization	Chas magar nigam



Housing For All Asset DETAILS



1 2

Sl.No	31423
Beneficiary Name	Mala Devi
Address	1955, Raja Beda,Phusro (Nagar Parishad),Jharkhand , Phusro (Naga Parishad) Bokaro Jharkhand
Observername	Shankar kumar
Organization	Government



Housing For All Asset DETAILS



1 2

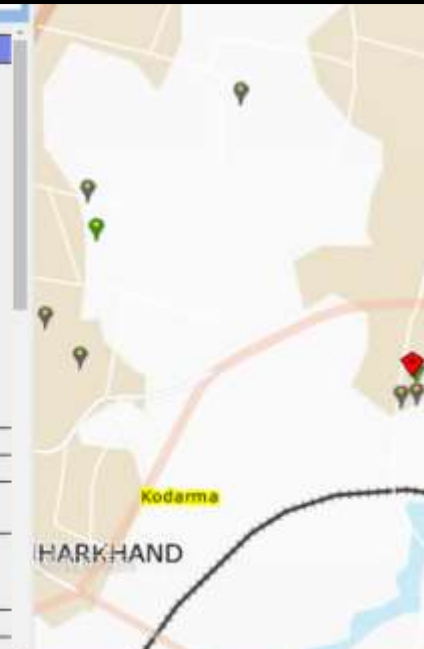
Sl.No	28684
Beneficiary Name	BHAGWATI DEVI
Address	47, MURLI BAGICHA,Gumla,Jharkhand , Gumla Gumla Jharkhand
Observername	ravi mahto
Organization	nagar parishad gumla

Housing For All Asset DETAILS



1 2

Sl.No	28374
Beneficiary Name	SANIIDA KHATUN
Address	68, NAYADIH JALWABAD,Kodarma,Jharkhand , Kodarma Kodarma Jharkhand
Observername	jeetendra kumar pandey
Organization	koderma nagar panchayat



Housing Demand

- Total demand received till date

Slum Redevelopment through private participation	Credit Linked Subsidy	Affordable Housing in partnership	Beneficiaries led Construction	Total
101928	10747	49640	128990	291305

Proposed Project

- Detailed Project Report prepared for 19,933 Dus in 33 ULBs for vertical – 4
- SLAC meeting conducted on 18th August 2016
- SLSMC meeting conducted on 22nd August 2016.
- DPR of Dumka and Ranchi submitted to HUDCO and DPR of Deoghar and Ranchi submitted to GOI.

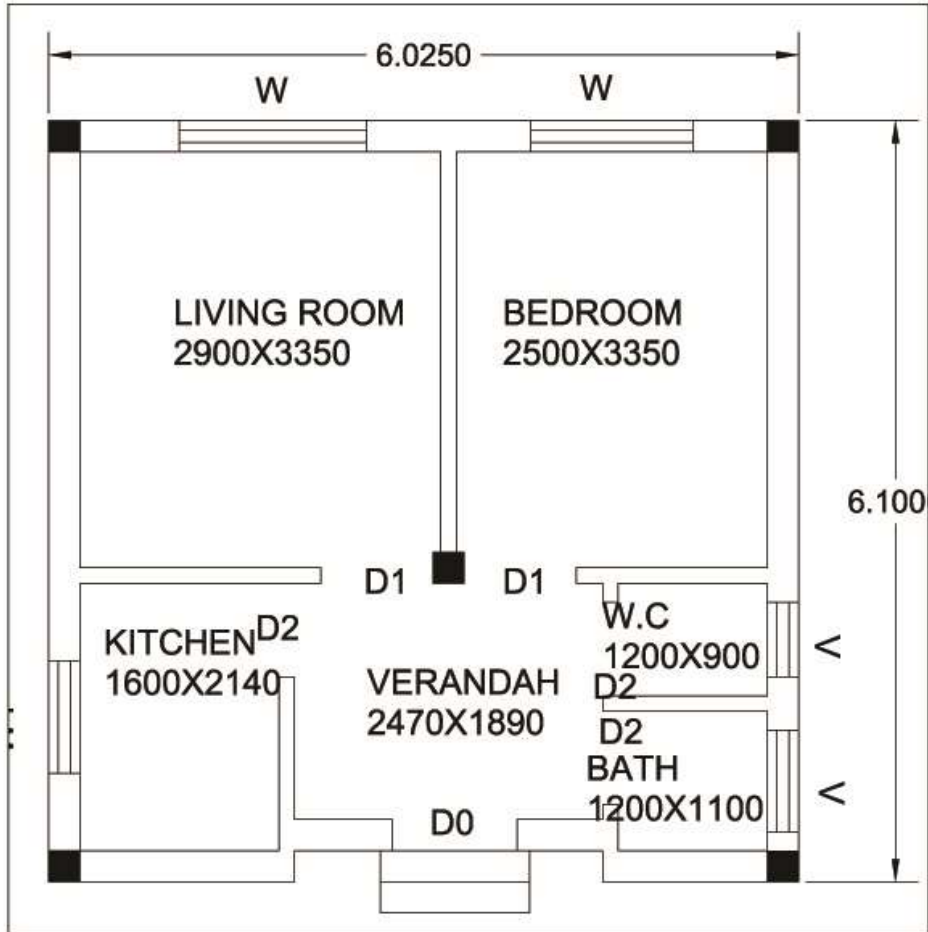
Dwelling Unit Cost

Design & Dwelling Unit Cost approved from SLAC

- Total carpet area : 28.42 sq mt.
- Total Cost : 3.62 lakhs



Building plan for proposed DUs



SCHEDULE OF DOOR & WINDOWS					
TYPE	WIDTH	HEIGHT	SILL	LINTEL	DESCRIPTION
DO	1.00	2.10	0	2.10	Single panelled door
D	0.90	2.10	0	2.10	Single panelled door
D1	0.75	2.10	0	2.10	Single panelled pvc door
D2	0.60	2.10	0	2.10	Single panelled pvc door
W	1.50	1.20	0.90	2.10	Glazed steel window
W1	0.90	1.20	0.90	2.10	Glazed steel window
V	0.60	0.75	1.50	2.10	Glazed steel

ALL DIMENSION ARE IN METRE

Contribution of Assistance

- Beneficiaries led individual construction
 - Total Cost : 3.62 Lakhs
 - GOI Contribution : 1.50 Lakhs
 - State Contribution : 0.75 Lakhs
 - Beneficiary contribution : 1.37 Lakhs

3.62 Lakhs

Abstract details of proposed projects (PMAY 16-17) (At Glance)

Sl. No.	ULB	Proposed Beneficiaries for FY 16-17	Central Share @ Rs.1.5 Lakh	State Share @ Rs. 0.75 Lakh	Beneficiaries Contribution @ Rs. 1.371 Lakh	Total Cost of DUs	Unit Cost per DU
Total Cost		19933	29899.50	14949.75	27328.14	72177.39	3.621

Abstract details of proposed projects

DPR Summary Report for Individual Beneficiary-led Construction (Vertical IV) Under PMAY for Financial Year 2016-2017 Jharkhand.

Sl. No.	ULB	Proposed Beneficiaries for FY 16-17	Central Share @ Rs.1.5 Lakh	State Share @ Rs. 0.75 Lakh	Beneficiaries Contribution @ Rs. 1.371 Lakh	Total Cost of DUs	Unit Cost per DU
1	Adityapur Nagar Parishad	213	319.50	159.75	292.023	771.27	3.621
2	Basukinath Nagar Panchayat	309	463.50	231.75	423.639	1118.89	
3	Bishrampur Nagar Panchayat	609	913.50	456.75	834.939	2205.19	
4	Bundu Nagar Panchayat	224	336.00	168.00	307.104	811.10	
5	Chaibasa Nagar Parishad	537	805.50	402.75	736.227	1944.48	
6	Chakradharpur Nagar Parishad	413	619.50	309.75	566.223	1495.47	
7	Chakuliya Nagar Panchayat	448	672.00	336.00	614.208	1622.21	
8	Chatra Nagar Parishad	122	183.00	91.50	167.262	441.76	
9	Chirkunda Nagar Parishad	65	97.50	48.75	89.115	235.37	
10	Deoghar Municipal Corporation	1725	2587.50	1293.75	2364.975	6246.23	
11	Dumka Nagar Parishad	59	88.50	44.25	80.889	213.64	
12	Garhwa Nagar Parishad	892	1338.00	669.00	1222.932	3229.93	
13	Giridih nagar Parishad	718	1077.00	538.50	984.378	2599.88	
14	Godda Nagar Parishad	464	696.00	348.00	636.144	1680.14	
15	Gumla Nagar Panchayat	491	736.50	368.25	673.161	1777.91	
16	Hazaribagh Nagar	1477	2215.50	1107.75	2024.967	5348.22	
17	Hussainabad Nagar Panchayat	89	133.50	66.75	122.019	322.27	

Sl. No.	ULB	Proposed Beneficiaries for FY 16-17	Central Share @ Rs.1.5 Lakh	State Share @ Rs. 0.75 Lakh	Beneficiaries Contribution @ Rs. 1.371 Lakh	Total Cost of DUs	Unit Cost per DU
18	Jamtara Nagar Parishad	544	816.00	408.00	745.824	1969.82	
19	Jhumri Telaiya Nagar Parishad	821	1231.50	615.75	1125.591	2972.84	
20	Jugsalai Nagar Parishad	9	13.50	6.75	12.339	32.59	
21	Khunti Nagar Panchayat	431	646.50	323.25	590.901	1560.65	
22	Koderma Nagar Panchayat	265	397.50	198.75	363.315	959.57	
23	Latehar Nagar Panchayat	472	708.00	354.00	647.112	1709.11	
24	Madhupur Nagar Panchayat	292	438.00	219.00	400.332	1057.33	
25	Majhiyaon Nagar Panchayat	806	1209.00	604.50	1105.026	2918.53	
26	Medininagar Nagar Parishad	496	744.00	372.00	680.016	1796.02	
27	Nagar Utari Nagar Panchayat	37	55.50	27.75	50.727	133.98	
28	Pakur Nagar Parishad	249	373.50	186.75	341.379	901.63	
29	Rajmahal Nagar Panchayat	387	580.50	290.25	530.577	1401.33	
30	Ranchi Municipal Corporation	5101	7651.50	3825.75	6993.471	18470.72	
31	Sahebganj Nagar Parishad	356	534.00	267.00	488.076	1289.08	
32	Saraikela Nagar Parishad	91	136.50	68.25	124.761	329.51	
33	Simdega Nagar Panchayat	721	1081.50	540.75	988.491	2610.74	
Total		19933	29899.50	14949.75	27328.14	72177.39	3.621

Categories of Beneficiaries



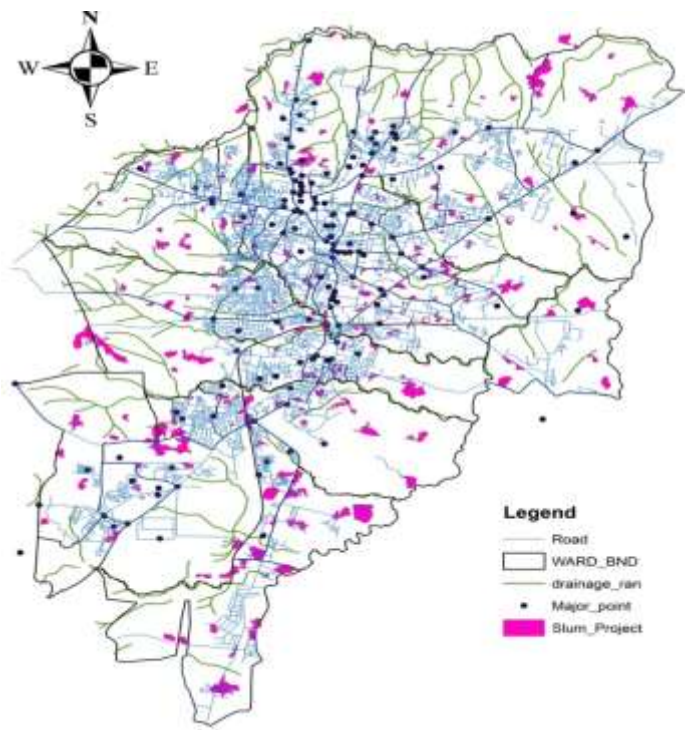
PMAY 2016-17			No. of beneficiaries covered in the Project							No. of houses to be construct /acquire, Please specify ownership (any of these)			
Sl. No.	ULB	Target 16-17 (Number)	Gen	SC	ST	OBC	Total	Minority	Person with Disability	Joint (01)	Female (02)	Male (03)	Transgender(04)
1	Adityapur Nagar Parishad	213	26	27	33	127	213	0	0	0	43	170	0
2	Basukinath Nagar Panchayat	309	28	40	4	237	309	0	0	0	72	237	0
3	Bishrampur Nagar Panchayat	609	46	160	11	392	609	160	1	0	236	373	0
4	Bundu Nagar Panchayat	224	71	51	36	66	224	8	0	0	195	29	0
5	Chaibasa Nagar Parishad	537	36	44	224	233	537	0	0	0	176	361	0
6	Chakradharpur Nagar Parishad	413	89	46	81	197	413	0	0	0	117	296	0
7	Chakuliya Nagar Panchayt	448	44	35	104	265	448	0	0	0	191	257	0
8	Chatra Nagar Parishad	122	3	42	0	77	122	44	0	0	65	57	0
9	Chirkunda Nagar Parishad	65	6	50	0	9	65	4	0	0	29	36	0
10	Deoghar Municipal Corporation	1725	74	590	55	1006	1725	124	0	0	750	975	0
11	Dumka Nagar Parishad	59	10	8	0	41	59	10	0	0	20	39	0
12	Garhwa Nagar Parishad	892	60	204	63	565	892	194	0	0	417	475	0
13	Giridih nagar Parishad	718	46	144	7	521	718	205	0	0	456	262	0
14	Godda Nagar Parishad	464	38	62	22	342	464	100	4	0	240	224	0
15	Gumla Nagar Panchayat	491	60	36	192	203	491	100	9	0	221	270	0
16	Hazaribagh Nagar	1477	102	527	22	826	1477	176	0	0	650	827	0
17	Hussainabad Nagar Panchayat	89	9	35	0	45	89	13	0	0	55	34	0
18	Jamtara Nagar Parishad	544	23	177	13	331	544	65	0	0	243	301	0
19	Jhumri Telaiya Nagar Parishad	821	113	261	15	432	821	0	0	0	671	150	0

Categories of Beneficiaries



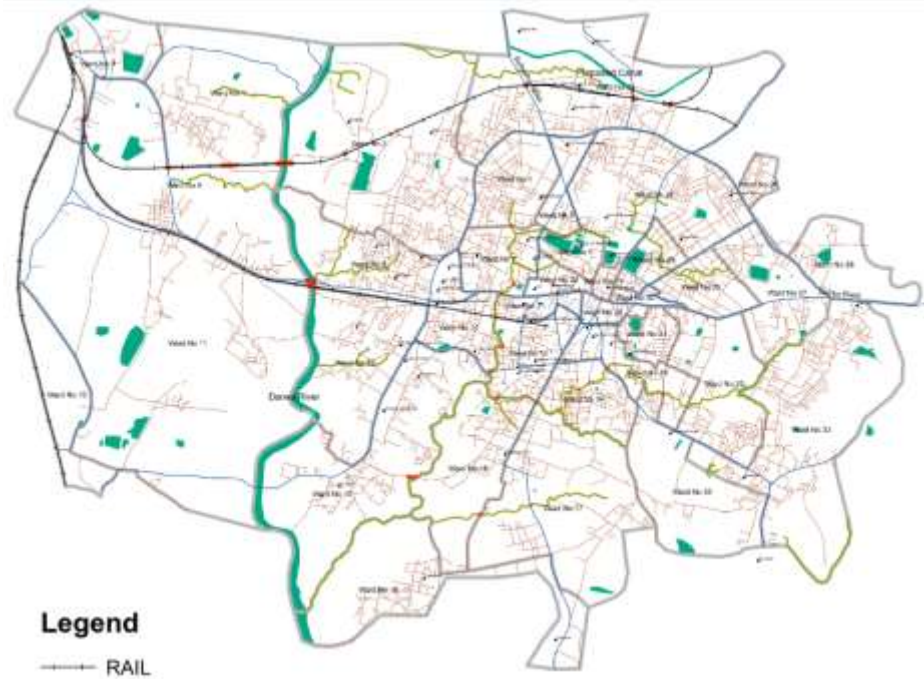
PMAY 2016-17			No. of beneficiaries covered in the Project							No. of houses to be construct /acquire, Please specify ownership (any of these)			
Sl. No.	ULB	Target 16-17 (Number)	Gen	SC	ST	OBC	Total	Minority	Person with Disability	Joint (01)	Female (02)	Male (03)	Trangender(04)
20	Jugsalai Nagar Parishad	9	2	0	2	5	9	4	0	0	2	7	0
21	Khunti Nagar Panchayat	431	25	62	85	259	431	42	1	0	223	208	0
22	Koderma Nagar Panchayat	265	31	87	16	131	265	50	3	0	193	72	0
23	Latehar Nagar Panchayat	472	103	121	49	199	472	75	3	0	454	18	0
24	Madhupur Nagar Panchayat	292	13	72	26	181	292	108	0	0	111	181	0
25	Majhiyaon Nagar Panchayat	806	125	221	11	449	806	79	0	0	792	14	0
26	Medininagar Nagar Parishad	496	9	6	0	481	496	88	0	0	203	293	0
27	Nagar Utari Nagar Panchayat	37	5	10	3	19	37	3	0	0	23	14	0
28	Pakur Nagar Parishad	249	13	46	10	180	249	81	0	0	109	140	0
29	Rajmahal Nagar Panchayat	387	9	37	0	341	387	147	2	0	271	116	0
30	Ranchi Municipal Corporation	5101	395	329	3558	819	5101	701	2	0	2028	3073	0
31	Sahebganj Nagar Parishad	356	7	61	10	278	356	60	0	0	198	158	0
32	Saraikela Nagar Parishad	91	36	7	19	29	91	0	0	0	14	77	0
33	Simdega Nagar Panchayat	721	61	70	301	289	721	126	4	0	289	432	0
TOTAL		19933	1718	3668	4972	9575	19933	2767	29	0	9757	10176	0

RANCHI



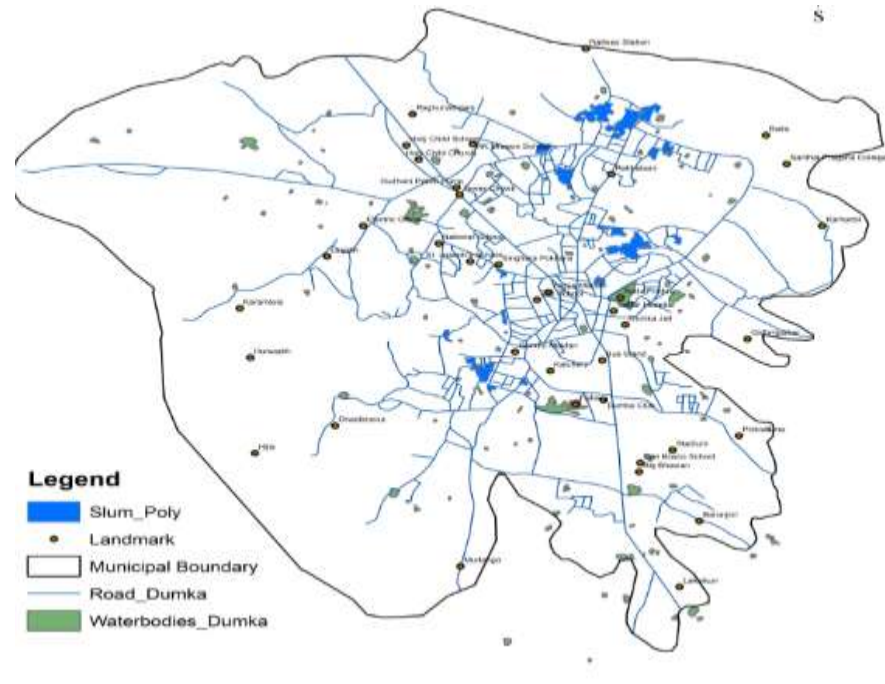
No. of beneficiaries covered in the project	Gen	SC	ST	OBC	Total	Minority	Person With Disability
	395	329	3558	819	5101	701	2
No. of Beneficiaries (New Construction)	395	329	3558	819	5101	701	2

DEOGHAR



No. of beneficiaries covered in the project	Gen	SC	ST	OBC	Total	Minority	Person With Disability
	74	590	55	1006	1725	124	0
No. of Beneficiaries (New Construction)	74	590	55	1006	1725	124	0

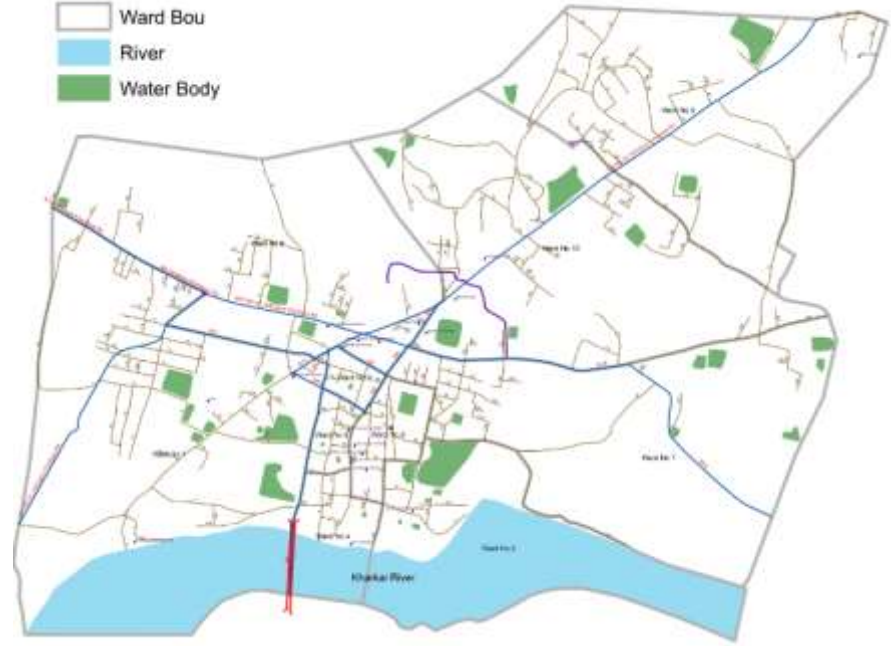
DUMKA



No. of beneficiaries covered in the project	Gen	SC	ST	OBC	Total	Minority	Person With Disability
	10	8	0	41	59	10	0
No. of Beneficiaries (New Construction)	10	8	0	41	59	10	0

SARAIKELA

- MINOR RD
- Ward Bou
- River
- Water Body



No. of beneficiaries covered in the project	Gen	SC	ST	OBC	Total	Minority	Person With Disability
	36	07	19	29	91	00	00
No. of Beneficiaries (New Construction)	36	07	19	29	91	00	00

Work Progress under RAY



Sl. No.	ULBs	No. of Beneficiary As Per DPR	Non Starter	Work Completed	Work in Progress	% Work Completed
1	Chas	383	247	8	128	2.089
2	Ranchi	1565	337	0	1248	0
3	Dhanbad	1983	584	840	559	42.36
Total		3931	1168	848	1935	21.57

Work Progress under BSUP



Sl. No.	ULBs	No. of Beneficiary As Per DPR	Non Starter	Work Completed	Work in Progress	% Work Completed
1	Ranchi	2458	114	1980	364	80.55
2	Dhanbad	32	0	26	6	81.25
Total		2490	114	2006	370	80.56

Work Progress under IHSDP



Sl. No.	ULBs	No. of Beneficiary As Per DPR	Non Starter	Work Completed	Work in Progress	% Work Completed
1	Medininagar	420	0	411	9	97.86
2	Gumla	863	5	681	177	78.91
3	Hazaribag	949	0	723	226	76.19
4	Chaibasa	380	2	356	32	93.68
5	Giridih	1132	6	1126	0	99.47
6	Saraikela	309	80	37	192	11.97
7	Chatra	897	0	213	684	23.75
8	Phusro	204	0	118	68	57.84
9	Lohardaga	1623	0	1379	244	84.97
10	Mihijam	816	0	207	609	25.37
Total		7593	93	5251	2241	69.16

THANKS