

Government of Jammu & Kashmir



Pradhan Mantri Awas Yojana Housing For All (Urban) Mission

Meeting of Central Sanctioning & Monitoring Committee (CSMC)
on
30.09.2016

Presented by:

Jammu & Kashmir Housing Board
(State Nodal Agency HFA -J&K State)
Housing & Urban Development Department.
Government of Jammu & Kashmir.

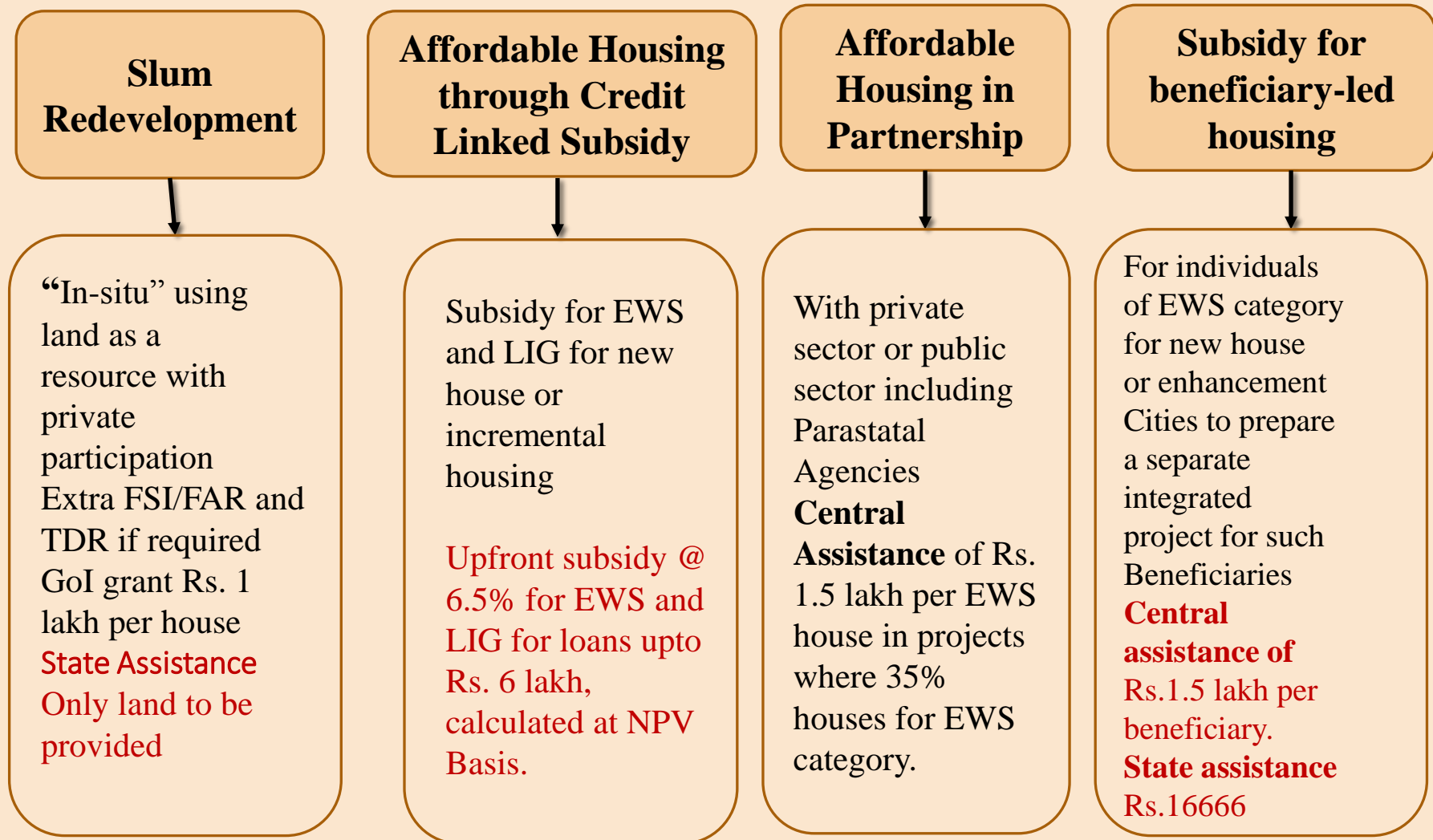
Jammu & Kashmir: Urban Profile

Total Population:	1,25,41,302
Urban population:	34,33,242
% of Urban Population:	27.37 %
Total towns:	122
Statutory towns:	86
<i>Municipal Corporations</i>	2
<i>Cantonment Boards</i>	2
<i>Municipal Councils</i>	6
<i>Municipal Committees</i>	76
Census towns:	36

The estimated Housing Demand is 1.21 Lakh dwelling units as per Housing Demand

Survey conducted by J&K State to be Covered under Phase-1

Housing For All: Funding Pattern



Beneficiary can take advantage under one component only

Housing For All – Progress

- **State Housing & Urban Development Department has designated J&K Housing Board for implementation of Housing For All (Urban) Mission in the state.**
- **Commissioner/Secretary to Govt., Housing & Urban Development Department is the Mission Director**
- **Managing Director, J&K Housing Board is the State Nodal Officer for HFA (Urban) Mission.**
- **State Level Sanctioning & Monitoring Committee (SLSMC) has been constituted vide Govt. Order No 224-GAD of 2016 dated 15/03/2016 to be chaired by the Chief Secretary of the state.**
- **State Level Appraisal Committee (SLAC) has been constituted vide Govt. order No. 80 - HUD of 2016 dated 10/03/2016 with Commissioner/Secretary to Govt. Housing & Urban Development Department as its Chairperson.**

Housing For All – Progress *(continued)*

- **In the first phase of the Mission period 25 towns/cities have been selected under Housing For All (Urban) Mission.**
- **Out of 25 selected cities/towns, 12 cities/towns viz. Jammu, R.S Pura, Samba, Kathua, Basholi, Poonch, Rajouri, Udhampur, Ramban, Kishtwar, Baderwah and Doda fall in Jammu region, whereas 11 cities/towns viz. Srinagar, Ganderbal, Budgam, Anantnag, Bijbehara, Shopian, Pulwama, Baramullah, Sopore, Handwara and Kupwara fall in Kashmir region. Besides, Leh and Kargil towns of Ladakh region are also included under First Phase of HFA (Urban) Mission**
- **Urban Housing Demand Survey and preparation of Housing For All Plan of Action (HFAPoA) was outsourced to COMTECH.**
- **The survey has been completed and data entry in MIS has been initiated and is expected to get completed by the end of October 2016.**

LIST OF CITIES/TOWNS SELECTED IN FIRST PHASE UNDER HFA IN J&K.

S. No	Name of the City/Town.	S. No	Name of the City/Town.
1	Jammu	12	Srinagar
2	Kathua	13	Anantnag
3	Udhampur	14	Baramulla
4	Basoli	15	Bijbehara
5	Ramban	16	Handwara
6	Poonch	17	Kupwara
7	Rajouri	18	Kishtawar
8	Bhaderwah	19	Sopore
9	Samba	20	Ganderbal
10	Doda	21	Budgam
11	R.S Pura	22	Shopian
		23	Pulwama
		24	Kargil
		25	Leh

Housing For All – Progress *(continued)*

- **HFAPoA 2016-22 for all the 25 cities has been approved by the SLSMC vide No.: HUD/PLAN/121/2016 dated 10/08/2016. in its meeting held on 03-08-2016.**
- **Annual Implementation Plan 2016-17 for all (the four components) for all the cities has also been approved by SLSMC.**
- **Approved HFAPoA 2016-22 and Annual Implementation Plan 2016-17 has already been submitted to MoHUPA GoI.**
- **J&K Government has started preparation of DPRs under approved HFA plan for all the 25 cities/ towns.**

Annual Implementation Plan (AIP) 2016-17

Component	No. of HHs	Proposed Cost Breakup				
		Unit Cost (in lac)	Total Cost In lacs	Gol Share In lacs	State Share In lacs	Private Partner/ benef. share
Slum Redevelopment through Private Participation	6009	4.96	298.04	60.09	0	237.95
Credit Linked Subsidy Scheme (CLSS)	12923	6.00	753.38	284.30	0	491.07
Affordable Housing through Private Partner (AHP)	5200	5.00	260.03	78.00	8.66	173.36
Beneficiary Led Construction	30904	4.89/ 4.27	1449.10	463.56	51.50	934.03
Total (Amount in Crore)	55036	---	2760.55	885.95	60.16	1836.41

AIP (2016-17)

Admissible Components	
A. Beneficiary Led Construction	
New House	15878
Enhancement	15026
Sub-total (A)	30904
B. In-Situ Slum Rehabilitation with Private Participation	
Number of Slums	46
Number of HHs (B)	6009
C. Affordable Housing in Partnership (EWS category) (C) = 5200	
D. Credit Linked Subsidy	
• EWS Households	1663
• LIG Households	11260
• Sub Total (D)	12923
E. Total (A+B+C+D)	55036

City-Wise Annual Implementation Plan for 25 Cities (Year 2016-17) (Rs in lacs)

S.No	Name of City/Town	Name of Vertical	No. of Beneficiaries	Estimated Cost Per DU	Total Amount	GoI Share	State Share	Beneficiary Share/ Private Partner
1	Baramulla	Slum Redevelopment	250	4.96	1240.00	250.00	0.00	990.00
		Credit Link Subsidy	807	6.00	4842.00	1775.4	0.00	3066.60
		Affordable Housing in Partnership	300	5.00	1500.00	450.00	50.00	1000.00
		Beneficiary Led Construction	1000	4.89	4889.66	1500.00	166.66	3223.00
Total			2357		12471.66	3975.4	216.66	8279.6
2	Sopore	Slum Redevelopment	0	0	0.00	0.00	0.00	0.00
		Credit Link Subsidy	562	6.00	3372.00	1236.4	0.00	2135.60
		Affordable Housing in Partnership	0	0	0.00	0.00	0.00	0.00
		Beneficiary Led Construction	1500	4.89	7334.49	2250.00	250.00	4834.50
Total			2062		10706.49	3486.4	250	6970.1
3	Ganderbal	Slum Redevelopment	0	0	0.00	0.00	0.00	0.00
		Credit Link Subsidy	399	6.00	2394.00	877.8	0.00	1516.20
		Affordable Housing in Partnership	0	0	0.00	0.00	0.00	0.00
		Beneficiary Led Construction	1197	4.89	5853.33	1795.50	199.49	3858.34
Total			1596		8247.33	2673.30	199.49	5374.54
4	Kupwara	Slum Redevelopment	0	0	0.00	0.00	0.00	0.00
		Credit Link Subsidy	152	6.00	912.00	334.4	0.00	577.60
		Affordable Housing in Partnership	0	0	0.00	0.00	0.00	0.00
		Beneficiary Led Construction	690	4.89	3374.10	1035.00	114.9954	2224.10
Total			842		4286.10	1369.40	115.00	2801.70
5	Handwara	Slum Redevelopment	0	0	0.00	0.00	0.00	0.00
		Credit Link Subsidy	190	6.00	1140.00	418	0.00	722.00
		Affordable Housing in Partnership	0	0	0.00	0.00	0.00	0.00
		Beneficiary Led Construction	790	4.89	3863.10	1185.00	131.6614	2546.44
Total			980		5003.10	1603.00	131.66	3268.44

6	Pulwama	Slum Redevelopment	0	0	0.00	0.00	0.00	0.00
		Credit Link Subsidy	220	6.00	1320.00	484	0.00	836.00
		Affordable Housing in Partnership	0	0	0.00	0.00	0.00	0.00
		Beneficiary Led Construction	639	4.89	3124.71	958.50	106.50	2059.71
Total			859		4444.71	1442.50	106.50	2895.71
7	Shopain	Slum Redevelopment	0	0	0.00	0.00	0.00	0.00
		Credit Link Subsidy	250	6.00	1500.00	550	0.00	950.00
		Affordable Housing in Partnership	0	0	0.00	0.00	0.00	0.00
		Beneficiary Led Construction	728	4.89	3559.92	1092.00	121.328	2346.59
Total			978		5059.92	1642.00	121.33	3296.59
8	Anantnag	Slum Redevelopment	350	4.96	1736.00	350.00	0.00	1386.00
		Credit Link Subsidy	513	6.00	3078.00	1128.6	0.00	1949.40
		Affordable Housing in Partnership	400	5.00	2000.00	600.00	66.66	1333.34
		Beneficiary Led Construction	1500	4.89	7334.50	2250.00	250.00	4834.50
Total			2763		14148.5	4328.6	316.66	9503.24
9	Bijbehera	Slum Redevelopment	0	0.00	0.00	0.00	0.00	0.00
		Credit Link Subsidy	80	6.00	480.00	176.00	0.00	304.00
		Affordable Housing in Partnership	0	0.00	0.00	0.00	0.00	0.00
		Beneficiary Led Construction	650	4.89	3178.50	975.00	108.329	2095.17
Total			730		3658.50	1151.00	108.33	2399.17
10	Budgam	Slum Redevelopment	0	0.00	0.00	0.00	0.00	0.00
		Credit Link Subsidy	160	6.00	960.00	352.00	0.00	608.00
		Affordable Housing in Partnership	0	0.00	0.00	0.00	0.00	0.00
		Beneficiary Led Construction	585	4.89	2860.65	877.50	97.4961	1885.65
Total			745		3820.65	1229.50	97.50	2493.65
11	Leh	Slum Redevelopment	0	0.00	0.00	0.00	0.00	0.00
		Credit Link Subsidy	223	6.00	1338.00	490.60	0.00	847.40
		Affordable Housing in Partnership	0	0.00	0.00	0.00	0.00	0.00
		Beneficiary Led Construction	876	4.89	4283.64	1314.00	145.99416	2823.65
Total			1099		5621.64	1804.60	145.99	3671.05

12	Kargil	Slum Redevelopment	0	0.00	0.00	0.00	0.00	0.00
		Credit Link Subsidy	165	6.00	990.00	363.00	0.00	627.00
		Affordable Housing in Partnership		0.00	0.00	0.00	0.00	0.00
		Beneficiary Led Construction	470	4.89	2298.30	705.00	78.3302	1514.97
Total			635		3288.30	1068.00	78.33	2141.97
13	Udhampur	Slum Redevelopment	350	4.96	1736.00	350.00	0.00	1386.00
		Credit Link Subsidy	483	6.00	2898.00	1062.60	0.00	1835.40
		Affordable Housing in Partnership	0	0.00	0.00	0.00	0.00	0.00
		Beneficiary Led Construction	1000	4.27	4270.06	1500.00	166.66	2603.40
Total			1833		8904.06	2912.60	166.66	5824.80
14	Ramban	Slum Redevelopment	0	0.00	0.00	0.00	0.00	0.00
		Credit Link Subsidy	74	6.00	444.00	162.80	0.00	281.20
		Affordable Housing in Partnership	0	0.00	0.00	0.00	0.00	0.00
		Beneficiary Led Construction	130	4.27	555.10	195.00	21.6658	338.43
Total			204		999.10	357.80	21.67	619.63
15	Poonch	Slum Redevelopment	0	0.00	0.00	0.00	0.00	0.00
		Credit Link Subsidy	300	6.00	1800.00	660.00	0.00	1140.00
		Affordable Housing in Partnership	0	0.00	0.00	0.00	0.00	0.00
		Beneficiary Led Construction	240	4.27	1024.80	360.00	39.9984	624.80
Total			540		2824.80	1020.00	40.00	1764.80
16	Rajouri	Slum Redevelopment	0	0.00	0.00	0.00	0.00	0.00
		Credit Link Subsidy	82	6.00	492.00	180.40	0.00	311.60
		Affordable Housing in Partnership	0	0.00	0.00	0.00	0.00	0.00
		Beneficiary Led Construction	345	4.27	1473.15	517.50	57.4977	898.15
Total			427		1965.15	697.90	57.50	1209.75
17	Basholi	Slum Redevelopment	0	0.00	0.00	0.00	0.00	0.00
		Credit Link Subsidy	96	6.00	576.00	211.20	0.00	364.80
		Affordable Housing in Partnership	0	0.00	0.00	0.00	0.00	0.00
		Beneficiary Led Construction	288	4.27	1229.76	432.00	48.00	749.76
Total			384		1805.76	643.20	48.00	1114.56

18	R.S Pora	Slum Redevelopment	0	0	0.00	0.00	0.00	0.00
		Credit Link Subsidy	595	6.00	3570.00	1309.00	0.00	2261.00
		Affordable Housing in Partnership	0	0.00	0.00	0.00	0.00	0.00
		Beneficiary Led Construction	130	4.27	555.10	195.00	21.6658	338.43
Total			725		4125.10	1504.00	21.67	2599.43
19	Samba	Slum Redevelopment	0	0	0.00	0.00	0.00	0.00
		Credit Link Subsidy	54	6.00	324.00	118.80	0.00	205.20
		Affordable Housing in Partnership	0	0.00	0.00	0.00	0.00	0.00
		Beneficiary Led Construction	193	4.27	824.11	289.50	32.16538	502.44
Total			247		1148.11	408.30	32.17	707.64
20	Kautha	Slum Redevelopment	0	0	0.00	0.00	0.00	0.00
		Credit Link Subsidy	255	6.00	1530.00	561.00	0.00	969.00
		Affordable Housing in Partnership	0	0.00	0.00	0.00	0.00	0.00
		Beneficiary Led Construction	1245	4.27	5316.15	1867.50	207.4917	3241.16
Total			1500		6846.15	2428.50	207.49	4210.16
21	Doda	Slum Redevelopment	0	0	0.00	0.00	0.00	0.00
		Credit Link Subsidy	445	6.00	2670.00	979.00	0.00	1691.00
		Affordable Housing in Partnership	0	0.00	0.00	0.00	0.00	0.00
		Beneficiary Led Construction	306	4.89	1496.34	459.00	50.99796	986.34
Total			751		4166.34	1438.00	51.00	2677.34
22	Kishtwar	Slum Redevelopment	0	0	0.00	0.00	0.00	0.00
		Credit Link Subsidy	335	6.00	2010.00	737.00	0.00	1273.00
		Affordable Housing in Partnership	0	0.00	0.00	0.00	0.00	0.00
		Beneficiary Led Construction	167	4.89	816.63	250.50	27.83222	538.30
Total			502		2826.63	987.50	27.83	1811.30

23	Bhaderwah	Slum Redevelopment	0	0	0.00	0.00	0.00	0.00
		Credit Link Subsidy	43	6.00	258.00	94.60	0.00	163.40
		Affordable Housing in Partnership	0	0.00	0.00	0.00	0.00	0.00
		Beneficiary Led Construction	202	4.89	987.78	303.00	33.66532	651.11
Total			245		1245.78	397.60	33.67	814.51
24	Jammu	Slum Redevelopment	2500	4.96	12400.00	2500.00	0.00	9900.00
		Credit Link Subsidy	3500	6.00	21000.00	7700.00	0.00	13300.00
		Affordable Housing in Partnership	2000	5.00	10000.00	3000.00	333.32	6666.68
		Beneficiary Led Construction	6033	4.27	25761.27	9049.50	105.46	15706.31
Total			14033		69161.27	22249.5	438.78	45572.99
25	Srinagar	Slum Redevelopment	2559	4.96	12692.64	2559.00	0.00	10133.64
		Credit Link Subsidy	2940	6.00	176400.0	6468.00	0.00	11172.00
		Affordable Housing in Partnership	2500	5.00	12500.00	3750.00	416.65	8333.35
		Beneficiary Led Construction	10000	4.89	48896.60	15000.00	1666.60	32230.00
Total			17999		250489.2	27777	2083.25	61868.99

Status of Projects Approved under BLC vertical of Pradhan Mantri Awas Yojana

Status of Projects Approved under BLC vertical of Pradhan Mantri Awas Yojana- Funds Released.

Project title	City	Component (New)	No. of eligible EWS units	Center share in lacs	40% center share in lacs	SCSP release in lacs	TSP release in lacs	Release other than TSP and SCSP in lacs
DPR under Beneficiary led individual construction (new)	Baramulla	Subsidy for BLCC (new)	83	124.50	49.80	00.20279	00.06190	49.53530
	Udhampur		141	211.50	84.60	24.25069	02.07629	58.27302
Total			224	336.00	134.40	24.45348	02.13819	107.80833
Project title	City	(Enhancement)	Total cost of project	No. of eligible units	Center share in lacs	40% of center share	State govt share	Beneficiary share in lacs
DPR under Beneficiary led individual construction Enhancement	Baramulla	Subsidy for BLCC	600.87	279	418.50	167.40	46.50	135.87
	Udhampur		387.66	180	270.00	108.00	30.00	87.66
Total			988.53	459	688.50	275.00	76.50	223.53

Note:- In case of Enhancement under BLCC, the Ministry has communicated observation regarding project cost and Central share reflected in DPR and in Annexure 7D which are being replied. The requisite funds has not been released so far.

Detailed Project Reports (DPRs)

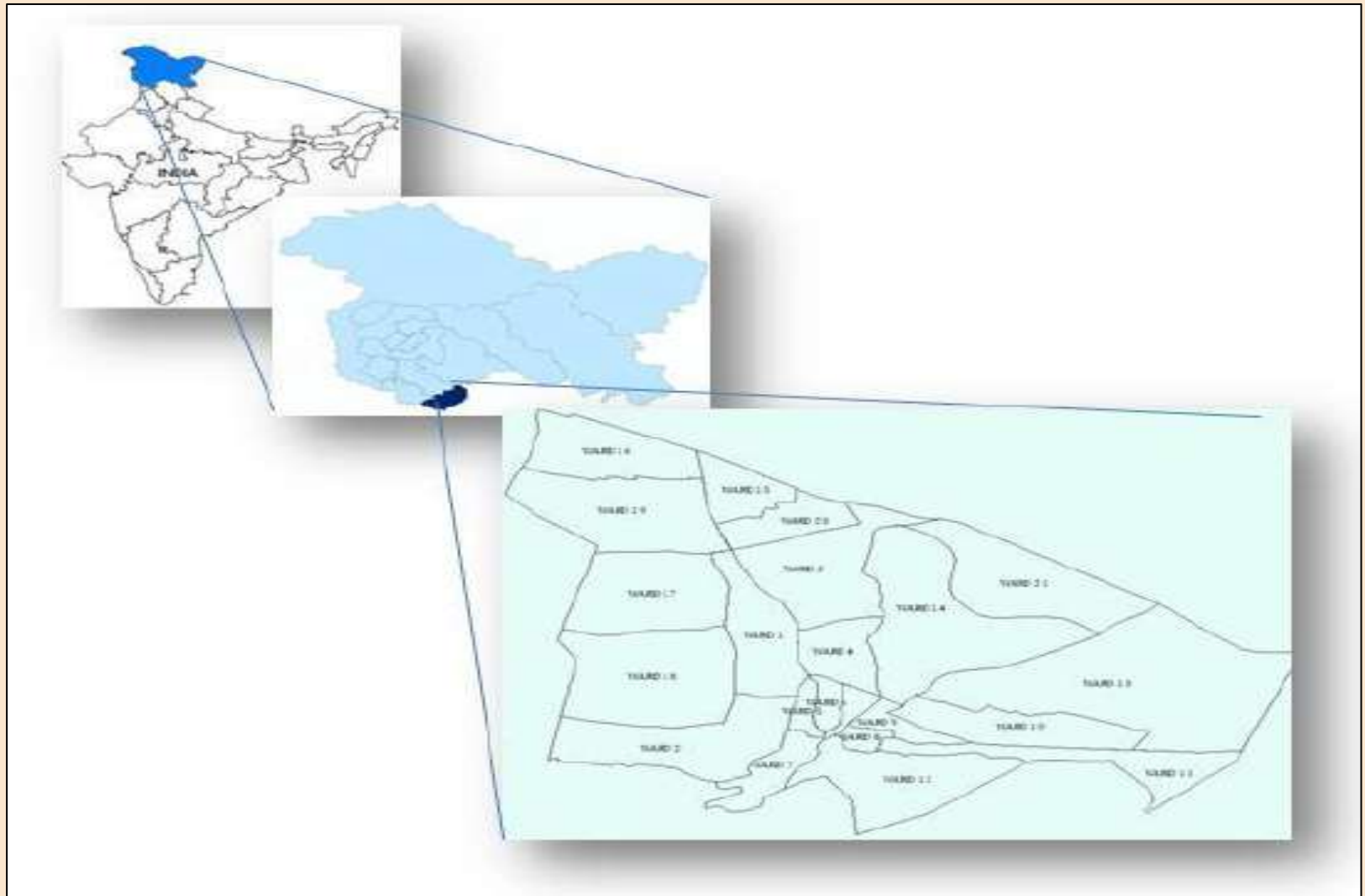
prepared under

Beneficiary Led individual House Construction

for

Kathua & Anantnag Towns

Location of Kathua town



Detailed Project Reports (DPR)

Kathua Town

HFAPoA of Kathua towns

Name of Vertical	No. of Beneficiaries	Estimated Cost Per DU In lacs	Total Amount In lacs	Govt Share In lacs	State Share In lacs	Beneficiary Share/ Private Partner In lacs
Slum Redevelopment	0	0	0.00	0.00	0.00	0.00
Credit Link Subsidy	255	6.00	1530.00	561.00	0.00	969.00
Affordable Housing in Partnership	0	0.00	0.00	0.00	0.00	0.00
Beneficiary Led Construction	1245	4.27	5316.15	1867.50	207.4917	3241.16
Total	1500		6846.15	2428.50	207.49	4210.16

Project Detail – Kathua Town

Number of Beneficiaries under BLC

124

Project Stands Approved by SLSMC

No of Beneficiaries covered in the project

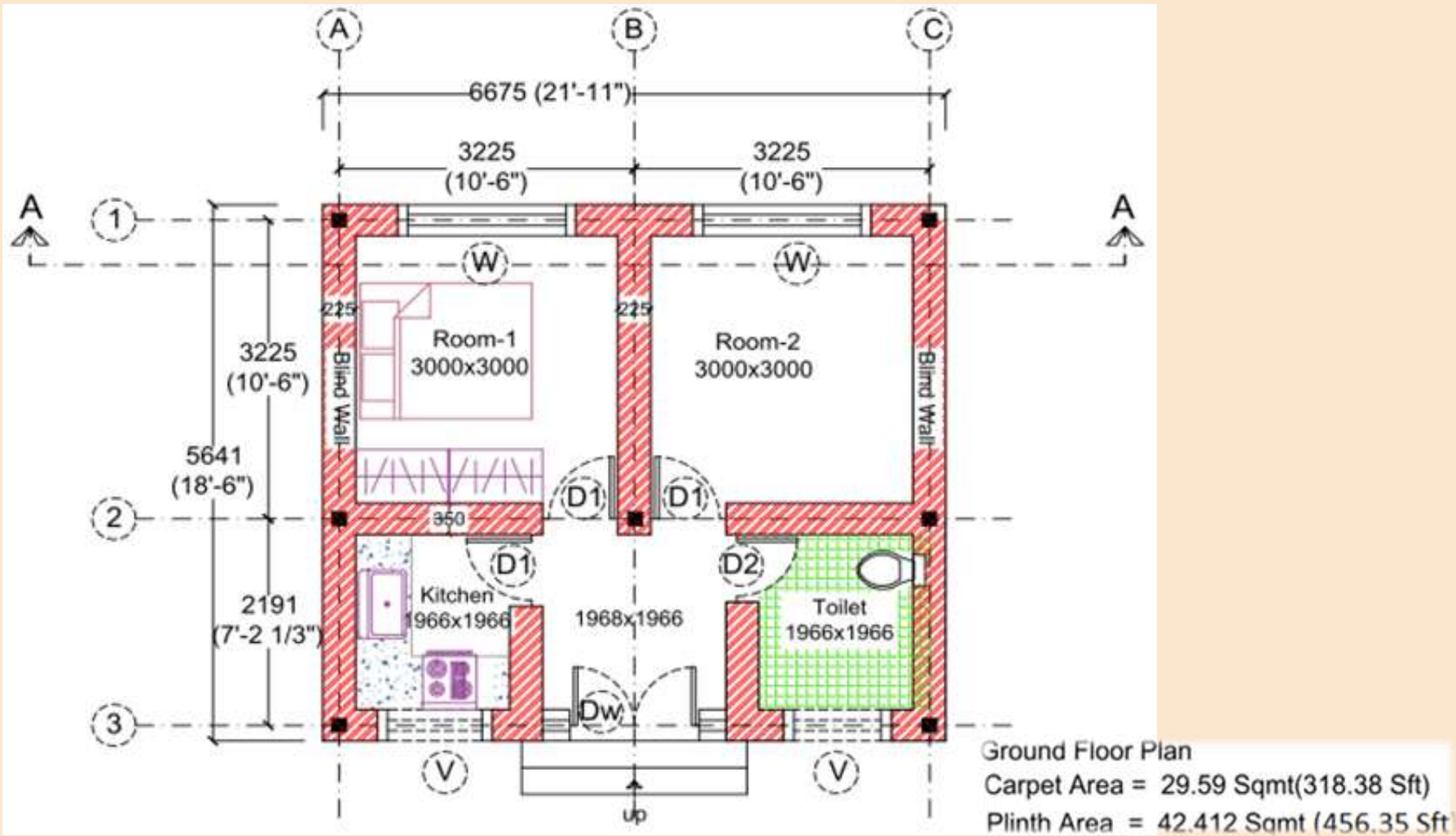
General	SC	ST	OBC	Total
21	71	0	32	124

Total Project Cost	530.033 Lacs
Govt. of India Grant required	186.000 Lacs
State share	20.6656 Lacs
Beneficiary contribution	323.367 Lacs

Project Details – Kathua town

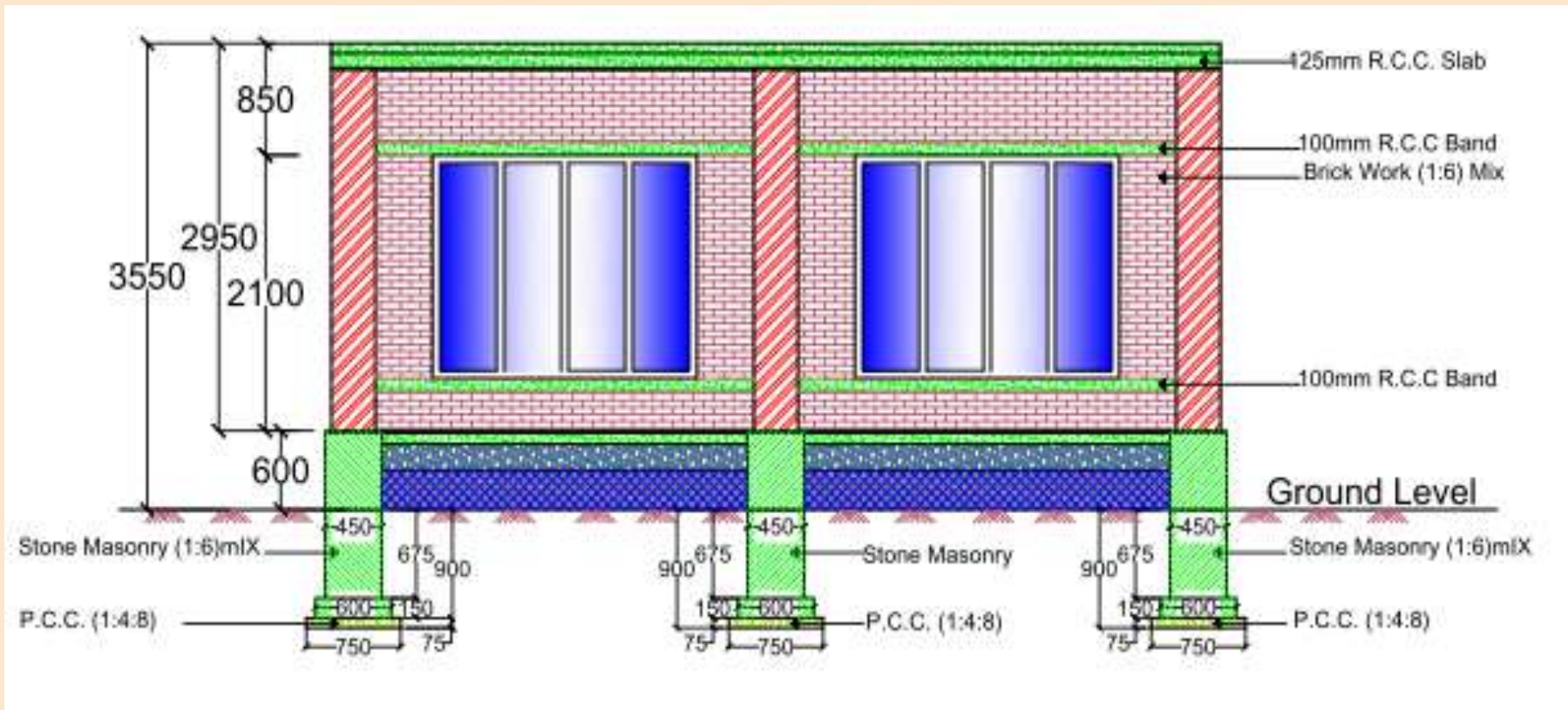
Financial Projection	
Total Project Cost	Rs. 5,30,03,304.00
Total Central Government Share	1,86,00,000.00
Total State Government Share	20,66,584.00
Total Beneficiary Own Contribution Share	3,23,36,720.00
New House Construction	
Total Dwelling Units	124 Houses
Total Cost per Dwelling Unit	Rs. 4,27,446.00
Total central Govt Share per Dwelling Unit	Rs. 1,50,000.00
Total State Govt. Share per Dwelling Unit	Rs. 16,666.00
Total Beneficiary Contribution (Balance Amount)	Rs.2,60,780.00

Type design for New Construction – Kathua Town



Drawn and Dealt By	Checked By	Dwg. No.	JKHB-HFA-KATHUA-01	Drawing Tittle	Project	J &K HOUSING BOARD STATE NODAL AGENCY FOR HFA MISSION (J&K)	Note:- All Dimensions are in mm
Er. Hakim Muzamil State Level Project Engineering Specialist HFA Mission(J&K)	Technical Officer J &K Housing Board Deputy General Manager J &K Housing Board Unit No.	Scale	Not To Scale Only Written Dimensions Are To Be Followed	Ground Floor Plan (New Construction)	Detailed Project Report (DPR) of Beneficiary Led Individual House Construction or Enhancement for Kathua City Under "PMAY" Housing for all Mission.		
		Date	15-05-2016				

Type design for New Construction – Kathua Town



Ground Floor Plan

Carpet Area = 29.59 Sqmt(318.38 Sft)

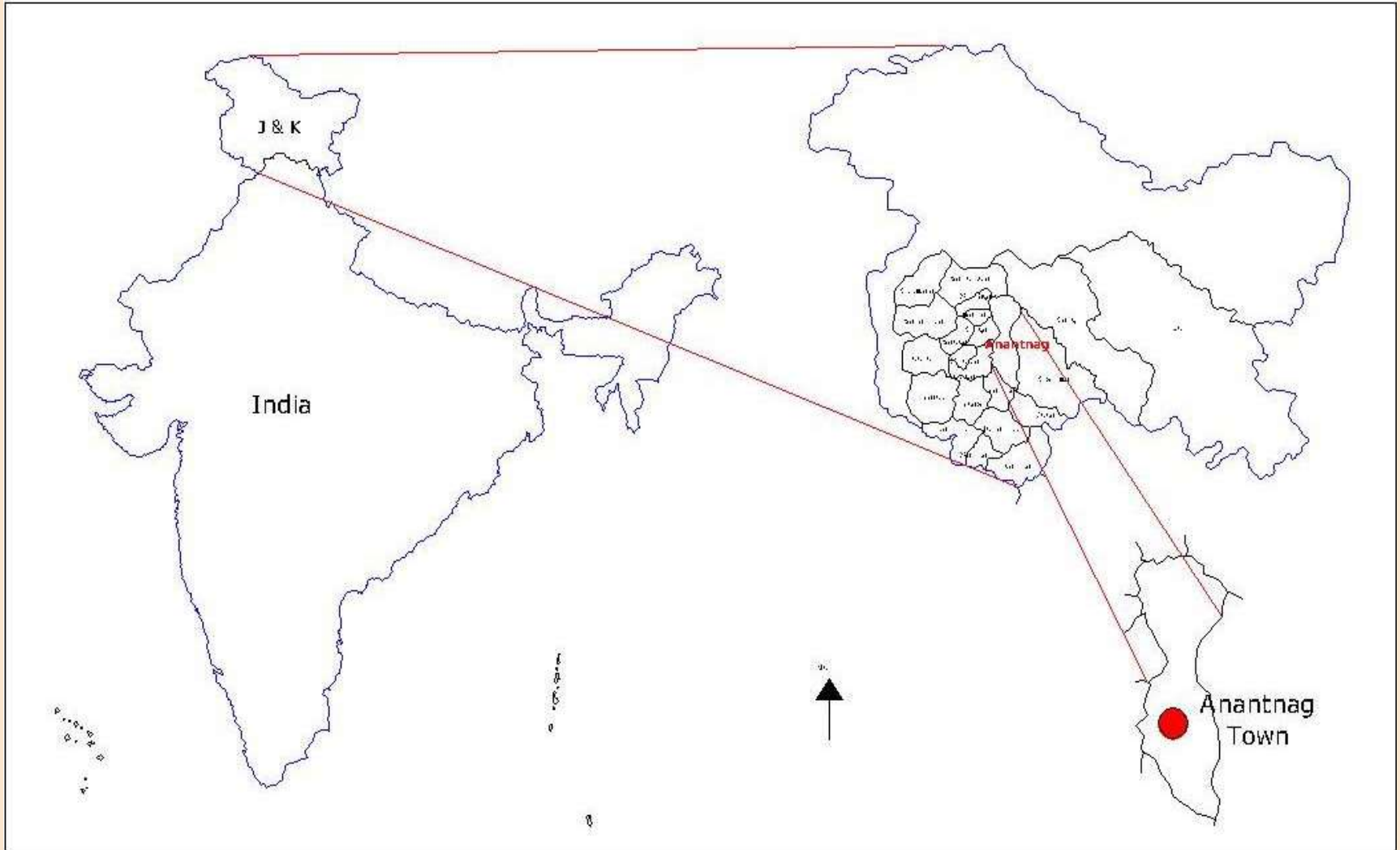
Plinth Area = 42.412 Samt (456.35 Sft)

Drawn and Dealt By	Checked By	Dwg. No.	JKHB-HFA-KATHUA-01	Drawing Title	Project	J & K HOUSING BOARD STATE NODAL AGENCY FOR HFA MISSION (J&K)	Note:- All Dimensions are in mm
Er. Hakim Muzamil State Level Project Engineering Specialist HFA Mission(J&K)	Technical Officer J & K Housing Board Deputy General Manager J & K Housing Board Unit No.	Scale	Not To Scale Only Written Dimensions Are To Be Followed	Ground Floor Plan (New Construction)	Detailed Project Report (DPR) of Beneficiary Led Individual House Construction or Enhancement for Kathua City Under "PMAY" Housing for all Mission.		
		Date	15-05-2016				

Detailed Project Reports (DPR)

Anantnag Town

Location of Anantnag towns



HFAPoA of Anantnag town

Name of Vertical	No. of Beneficiaries	Estimated Cost Per DU	Total Amount	Govt Share	State Share	Beneficiary Share/ Private Partner
Slum Redevelopment	350	4.96	1736.00	350.00	0.00	1386.00
Credit Link Subsidy	513	6.00	3078.00	1128.6	0.00	1949.40
Affordable Housing in Partnership	400	5.00	2000.00	600.00	66.66	1333.34
Beneficiary Led Construction	3331	4.89	16288.59	4996.50	555.14	10736.95
Total	4594		23102.59	7075.10	621.81	15405.68

Project Detail – Anantnag Town

Number of Beneficiaries New Construction	132 Project Stands Approved by SLSMC
---	---

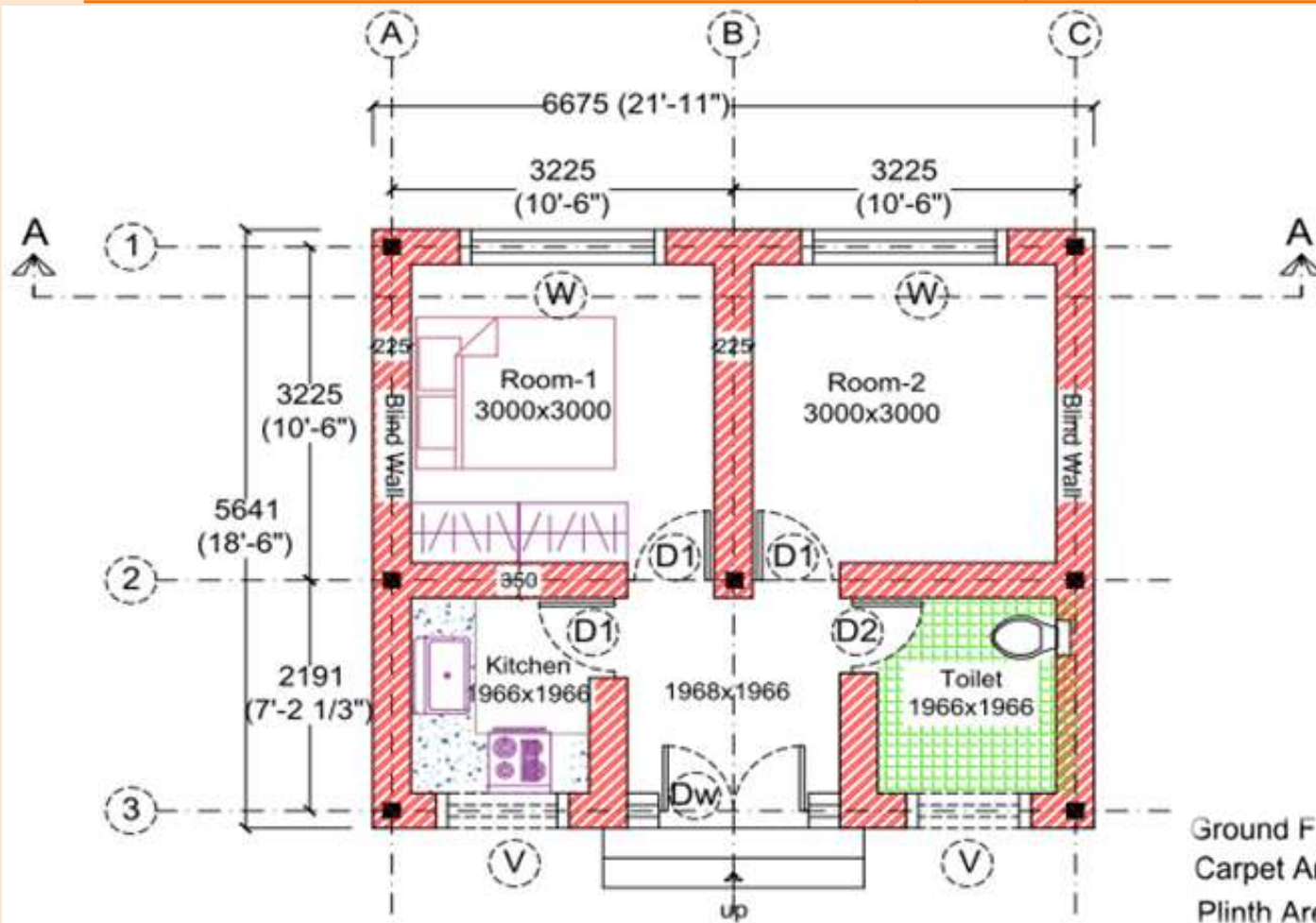
No of Beneficiaries covered in the project				
General	SC	ST	OBC	Total
132	0	0	0	132

Total Project Cost	646.165 Lacs
Govt. of India Grant required	198.000 Lacs
State share	21.999 Lacs
Beneficiary contribution	426.165 Lacs

Project Details – Anantnag Town

Financial Projection	
Total Project Cost	Rs. 6,46,16,508.00
Total Central Government Share	Rs. 1,98,00,000.00
Total State Government Share	Rs 21,99,912.00
Total Beneficiary Own Contribution Share	Rs 4,26,16,596.00
New House Construction	
Total Dwelling Units	132 Houses
Total Cost per Dwelling Unit	Rs. 4,89,519.00
Total central Govt Share per Dwelling Unit	Rs. 1,50,000.00
Total State Govt. Share per Dwelling Unit	Rs. 16,666.00
Total Beneficiary Contribution (Balance Amount)	Rs.3,22,853.00

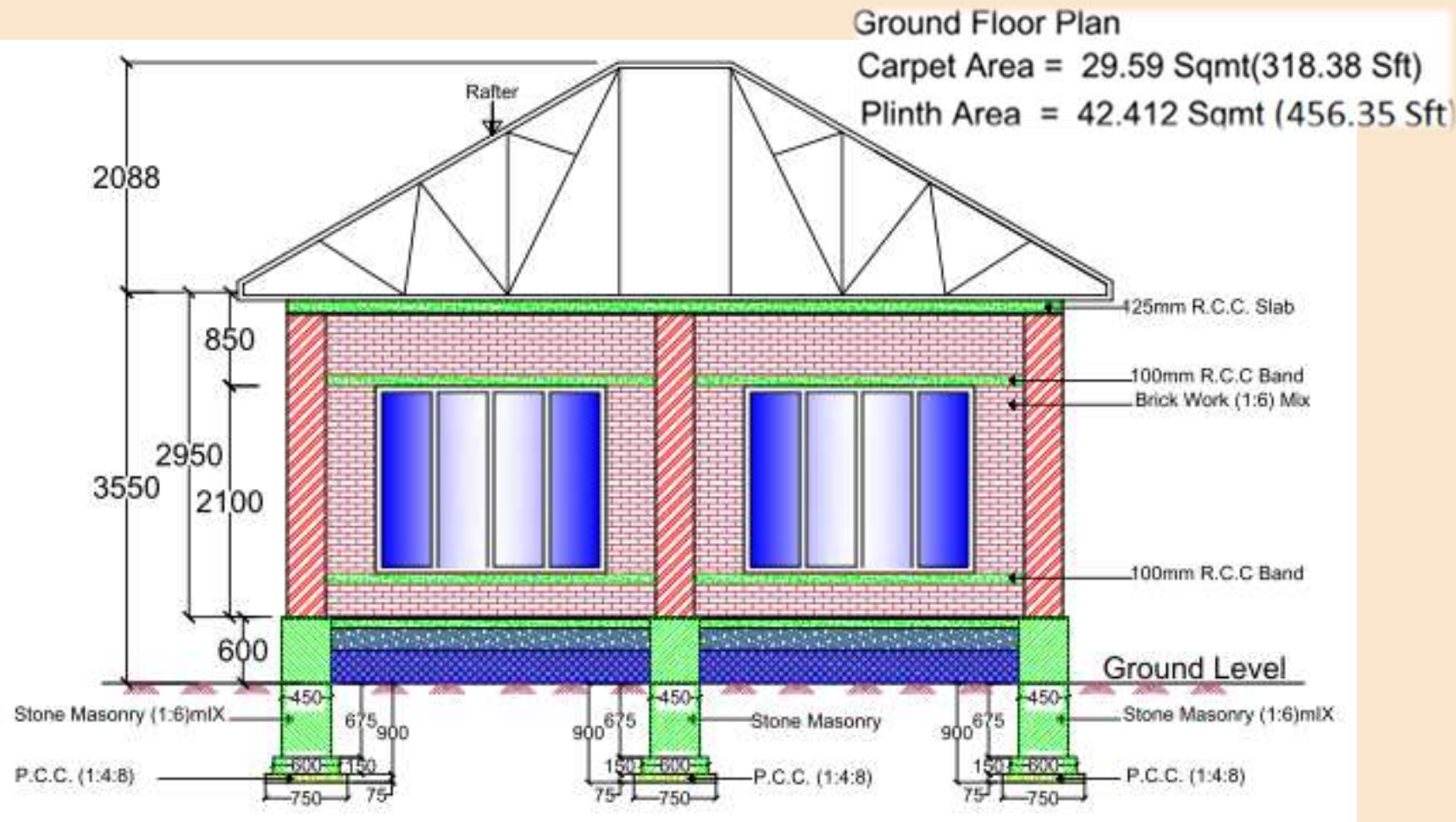
Type design for New Construction (Plan) – Anantnag Town



Ground Floor Plan
 Carpet Area = 29.59 Sqmt(318.38 Sft)
 Plinth Area = 42.412 Samt (456.35 Sft)

Drawn and Dealt By	Checked By	Dwg. No.	JKHB-HFA-ANANT-01	Drawing Title	Project	J & K HOUSING BOARD STATE NODAL AGENCY FOR HFA MISSION (J&K)	Note:- All Dimensions are in mm
Er. Hakim Muzamil State Level Project Engineering Specialist HFA Mission(J&K)	Technical Officer J & K Housing Board Deputy General Manager J & K Housing Board Unit No.	Scale	Not To Scale Only Written Dimensions Are To Be Followed	Ground Floor Plan (New Construction)	Detailed Project Report (DPR) of Beneficiary Led Individual House Construction or Enhancement for Anantnag City Under "PMAY" Housing for all Mission.		
		Date	15-05-2016				

X Section of AA- Anantnag Town



Drawn and Dealt By	Checked By	Dwg. No.	JKHB-HFA-ANANT-02	Drawing Title	Project	J & K HOUSING BOARD STATE NODAL AGENCY FOR HFA MISSION (J&K)	Note:- All Dimensions are in mm
Er. Hakim Muzamil State Level Project Engineering Specialist HFA Mission(J&K)	Technical Officer J & K Housing Board Deputy General Manager J & K Housing Board Unit No.	Scale	Not To Scale Only Written Dimensions Are To Be Followed	Section at 'AA' (New Construction)	Detailed Project Report (DPR) of Beneficiary Led Individual House Construction or Enhancement for Anantnag City Under "PMAY" Housing for all Mission.		
		Date	15-05-2016				

Approval of DPRs by State

□ The HUDCO has appraised/ scrutinized the project of Kathua town prepared under Beneficiary led Construction component of HFA (Urban) Mission by having site visit on 30/08/2016.

□ The DPRs prepared under Beneficiary Led Individual House Construction & Enhancement for Kathua & Anantnag towns also got approval of State Level Sanctioning & Monitoring Committee (SLSMC) in its first meeting held on 03-08-2016 and minutes of meeting circulated vide No HUD/PLAN/121/2016 dated 10/08/2016 and SLAC approved DPR of Kathua and Anantnag in meeting held on 27-06-2016.

□ SLAC approved the DPR of Kathua & Anantnag towns under BLC held on 27-06-2016.

Implementation of Credit Link Subsidy Scheme (CLSS)

CLSS STATUS OF J&K.

Progress of Credit Linked Subsidy Scheme	
Targets Fixed under HFAPOA:	24523
Targets Fixed for 2016-17	13646
Cases Sponsored	600
Cases Sanctioned :	100
<i>Statutory Towns Covered</i>	86

Credit Linked Subsidy Scheme

Training Works Conducted

2

Organized one each by NHB and one by HUDCO.

Implementing Agencies

- 1. District Urban Development Agencies (DUDA`s)**
- 2. Municipal Council Leh & Kargil.**
- 3. J&K Housing Board.**

Orientation prog on Housing for All Mission held

Excelsior Correspondent

JAMMU, Sept 19: One day orientation programme for Credit Linked Subsidy Scheme (CLSS) under Housing for All (Urban) Mission was organised by Housing & Urban

intending beneficiaries are proposed to be covered under the ambit of Credit Linked Subsidy Scheme (CLSS).

She enjoined upon the Govt. Officers and Bankers to work with commitment and missionary spirit for the effective implementation of CLSS.



Managing Director, J&K Housing Board Vipra Bhal chairing a programme at Jammu on Monday.

Development Corporation at Institute of Management Public Administration & Rural Development (IMPARD) here.

Vipra Bhal, Managing Director, J&K Housing Board was the chief guest on the occasion.

In her key note address, Vipra Bhal stated that in order to expand institutional credit to the housing needs of the Urban Poor, Credit Linked Subsidy Scheme will be implemented in all the 86 Statutory Towns of J&K as an important component of HFA (Urban Mission) under Pradhan Mantri Awas Yojna.

She disclosed that State Level Sanctioning & Monitoring Committee (SLMC) headed by the Chief Secretary, has approved a target of 24523 beneficiaries belonging to Economically Weaker Sections (EWS) and Lower Income Group (LIG) category to be covered during the period 2016-22. During the financial year 2016-17, 13646

Harjit Kumar, Regional Chief, HUDCO Jammu presented a brief about the activities of HUDCO and an overview of the CLSS of HFA (Urban) Mission. Manoj Deodhar, DGM (Finance) HUDCO made a presentation on Credit Linked Subsidy Scheme (CLSS). G.A. Qureshi, Nodal Officer, HFA (CLSS) of J&K Housing Board made a presentation on conceptual background and operational issues of Credit linked Subsidy Scheme (CLSS).

The Project Officers of District Urban Development Agencies, Chief Executive Officer, UDAK/JUDA, Dy. General Managers of J&K Housing Board, District Lead Managers/ Zonal Managers of J&K Bank, authorised representative of Banks at the Regional Level Officers/ SLTC/CLTC experts of J&K Housing Board and designated officers from ULB/MC Jammu participated in the orientation programme.

Annual Capacity Building Plan 2016-17

The SLSMC has approved the Capacity Building Plan 2016-17 for sanction & release of funds from Ministry of HUPA, Govt . of India.

S. No	Name of the activity	Proposed Budget 2016-17 (Rs in Lacs)		
		Central Share	State Share	Total
1.	Establishment of SLTC	81.54	9.06	90.60
2.	Establishment of CLTC	227.93	25.32	253.25
3.	Training / Workshops	17.00		17.00
4.	Translation of Training modules	3.00		3.00
5.	Exposure Visits	6.00		6.00
6.	Documentation of case studies / Research Studies	35.00		35.00
7.	New CB activities	27.00		27.00
	Total	397.47	34.38	431.85

**Status of Projects Approved under RAY,
BSUP and IHSDP**

RAY SCHEME

A PILOT PROJECT FOR LEH OLD TOWN UP-GRADATION UNDER RAY AT A COST OF RS. 2221.88 LACS WAS SUBMITTED TO GOI, BUT, THE MINISTRY HAS APPROVED THE PROJECT AT A COST OF RS. 2010.76 LACS DURING 2010-11 WHICH COMPRISES RS. 1761.08 LACS CENTRAL ASSISTANCE AND RS. 249.68 LACS AS STATE SHARE TO PROVIDE THE BASIC AMENITIES TO THE DWELLERS IN THE SHAPE OF PROVIDING HOUSING FACILITIES WHICH HAS DAMAGED, UP-GRADATION OF HOUSING, WATER SUPPLY, ELECTRICITY IN THE SHAPE OF STREET LIGHTS AND HIGH MAST LIGHTS, PAVEMENTS, COMMUNITY HALL IMPLEMENTED BY MUNICIPAL COMMITTEE LEH THROUGH J&K HOUSING BOARD.

THE PROJECT SHALL COVER THE FOLLOWING 5 SLUMS OF LEH: -

S. No	Name of the Slums	Total Population	Total Houses	Total Household	New Housing units	Provision of individual toilets-
1	Kharyok	298	52	61	27	21
2	Maneykhang	237	33	34	08	09
3	Stalam	481	100	102	27	30
4	Stago Philok	268	54	54	05	11
5	Lobding	306	64	65	06	25
Total		1590	303	316	73	96

The Ministry of Housing & Urban Poverty Alleviation had released an amount of Rs. 626.15 Lacs for the project during 2014-15 against which stands utilized in full and Utilization Certificates had also submitted to GoI for release of 2nd installment during 2015-16 but, the releases has not been received till date.

Physical & Financial Progress report of Pilot DPR for Leh Old Town Upgradatoin under RAY

Minutes of the 6th meeting of RAY dated 11.01.2013 Rs. in Crores

S. No.	Name of the Project/Component	Unit	Project Cost		Total	Funds released		Total	Expenditure		Total	Physical Status
			Central Share	State Share		Central Share	State Share		State Share	Central Share		
A	Housing											
	i) Construction of New Units	0.73	6.19	6.88	6.88	2.35	0.00	2.35	0.00	2.35	2.35	17 nos. completed except distemperin g and painting
	ii) Upgradation of Existing Units	2.00	0.41	0.456	0.456	0.00	0.00	0.00	0.00	0.00	0.00	
	iii) Construction of WC.	0.96	1.25	0.14	1.39	0.45	0.00	0.45	0.00	0.45	0.45	45 nos. WC completed
	Total (A)		7.85	0.87	8.73	2.80	0.00	2.80	0.00	2.80	2.80	

B	Utility infrastrucutre											
	1. Water Supply		4.65	1.06	5.71	0.60	0.00	60.00	0.00	0.60	0.60	1. Materials procured 2. 170 nos. home connection installed.
	2. Sewerage (Bio digesters)	1.69	1.06	0.12	1.18	0.40	0.00	40.00	0.00	0.40	0.40	169 nos. bio digestors procured
	3. Road/Footpaths		2.54	0.28	2.83	1.00	0.00	1.00	0.00	1.00	1.00	Work allotted, material procured work shall be started after completion of Sewer and Water supply by PHE Division.
	4. Electrification		0.80	0.886	0.88	1.00	0.00	1.00	0.00	1.00	0.00	66 nos. street lights installed 6 nos of high mast light foundation completed including 4 nos. sub-st. transformers.
	5. Drainage (Soak Pits	0.25	0.14	0.01	0.16							
	6. Solid Waste Management		0.027	0.0003	0.003							
	7. Community Hall	0.001	0.51	0.059	0.56	0.20	0.00	0.20	0.00	0.20	0.20	C/Hall completed upto first floor a level
	Total (B)		9.75	1.62	11.37	3.20	0.00	3.20	0.00	3.20	2.20	
	Grand Total		17.61	2.50	20.11	6.25	0.00	6.26	0.00	6.26	6.26	

Physical & Financial Status of BSUP projects ending August, 2016

(Rs. in Crore)

Number of Projects Sanctioned : 05

Sanctioned Cost : 162.39

ACA Committed : 134.44

State Share Committed : 15.92

Beneficiary Contribution : 12.03

ACA released by GoI : 52.38

State Share released by State Government : 7.63

Total funds released : 60.01

Expenditure ending 08/2016 : 58.58

Sanctioned Dwelling Units : 6677

DUs Completed : 1090

DUs in progress : 418

DUs to be taken up : 5169

Rupees in Crores

Financial Status

Sanctioned Cost	90.92
ACA Committed	73.36
State Share Committed	8.37
Beneficiary Contribution	9.20
ACA Released by Gol	18.34
State Share Released	2.09
Total Funds Released	20.43
Expenditure ending 08/2016	20.43 (99.99%)
BALANCE ACA claimed	55.02

Physical Status

S. No	Component	Target	Completed	In Progress	Non-Starter
1	Housing Units	4600	157	46	4397
2.	Infrastructure				
	Water Supply				
	a) Pipe line	64.35 KM	18.75 KM		45.60 KM
	b) ELSR	03 No.			03 No.
	Sewerage				
	a) Pipe line	24.75 KM	9.02 KM	3.40 KM	12.33 KM
	b) STP	01 No.	Re-tendering		
	Roads & Culverts	28.35 Km	7.75 KM	1.75 KM	18.85 KM
	SWM	1 No.	-	-	1 No.
	Development of Parks	13 No.	03 No.	-	10 No.

Construction of Housing Unit



Development of road



Construction of park



Housing for poor families in Srinagar City

Financial Status

Rupees in crores

Sanctioned Cost	22.38
ACA Committed	19.69
State Share Committed	1.99
Beneficiary Contribution	0.70
ACA Released by GoI	9.85
State Share Released	0.92
Total Funds Released	10.00
Expenditure ending 08/2016	10.00 (100%)
BALANCE ACA claimed	9.84

Physical Status

S. No	Component	Target	Completed	In Progress	Non-Starter
1	Housing Units	622	259	28	335

Financial Status

Rupees in crores

Sanctioned Cost	14.25
ACA Committed	11.53
State Share Committed	1.59
Beneficiary Contribution	1.12
ACA Released by GoI	8.65
State Share Released	1.60
Total Funds Released	10.24
Expenditure ending 08/2016	10.24 (100%)
BALANCE ACA claimed	2.88

Physical Status

S. No	Component	Target	Completed	In Progress	Non-Starter
1	Housing Units	608	64	272	272
2	Water Supply				
	a) Pipe line	6420 Rmt	---	-	6420 Rmt
	b) ELSR	1 No.	---	-	1 No.
3	Sewerage (Septic tank)	38 Nos.	13 Nos. completed	-	25 Nos.
4	Storm Water Drains	2500 Rmt	1500 RMT completed	-	1000 RMT
5	Roads & Culverts				
	a) Roads	11323 Sq mtr	70%	-	30%
	b) Culverts	2 No	1 No. Completed	-	1 no.
6	Street Lighting				
	a) Lamp Posts	130 Nos	80 Nos. Completed	-	50 No.
	b) Supply Lines	5 Kms	2 Kms Completed	-	3 Km
	c) Transformers	2 Nos.	2 Nos. Completed	-	--
7	Garbage Point	8 Nos.	-	-	8 Nos.
8	Community Centres	1 No.	-	-	1 No.
9	Site Development (Filling)	4000 Sft	3500 Sft completed	-	500 Sft
10	Common Spaces (Stair case, Lobby)	38 Nos.	21 Nos. is in progress	-	17 Nos.
11	Parking area	4 Nos.	-	-	4 Nos.



Sunjwan blocks...With electric supply

Financial Status

Rupees in Crores

Sanctioned Cost	33.41
ACA Committed	28.64
State Share Committed	3.76
Beneficiary Contribution	1.01
ACA Released by GoI	14.32
State Share Released	2.82
Total Funds Released	17.14
Expenditure ending 08/2016	16.68 (97%)
BALANCE ACA claimed	14.31

Physical Status


S. No	Component	Target	Completed	In Progress	Non-Starter
1	Housing Units	811	574	72	165



MOHD HUSSIAN



MOHD HUSSIAN



MOHD ASHRUF



SUNITA WARD No.6

Rehabilitation of Slum Dwellers at Khusht Ashram, Bhagwati Nagar, Jammu

Financial Status

Rupees in Crores

Sanctioned Cost	1.44
ACA Committed	1.23
State Share Committed	0.20
Beneficiary Contribution	0.00
ACA Released by GoI	1.23
State Share Released	0.20
Total Funds Released	1.38
Expenditure ending 08/2016	1.22 (88.90%)

Physical Status

S. No	Component	Target	Completed	In Progress	Non-Starter
1	Housing Units	36	36	-	-
2.	Infrastructure				
i	Water Supply (Sump)	04 Nos.	4 No. completed	-	-
ii	Sewerage (Septic tank)	04 Nos.	4 No. completed	-	-
iii	Storm Water Drains	0.154 Kms	0.488 Km	-	-
iv	Roads & Culverts	947.95 Sqm	941.95 Sqm.	-	-
v	Development of Parks	01 No.	01	-	-


Kusht Ashram at Bhagwati Nagar

Jr
nurM

Jawaharlal Nehru
National Urban Renewal Mission



**CONST OF 36TH NO. OF DWELLING UNITS
AT KUSHT ASHRAM AT BAGWATI NAGAR W...14**



Physical & Financial Status of IHSDP projects ending August, 2016
(Rs. in Crore)

Number of Projects Sanctioned : 48

Sanctioned Cost : 141.37

ACA Committed : 112.94

State Share Committed : 18.25

Beneficiary Contribution : 10.18

ACA released by GoI : 108.13

State Share released by State Government : 18.45

Total funds released : 127.37

Expenditure ending 08/2016 : 101.85

Sanctioned Dwelling Units : 6131

DUs Completed : 5133

DUs in progress : 782

DUs not taken up : 216

Photographs of Dwelling Units under IHSDP

Jawaharlal Nehru
National Urban Renewal Mission



Dwelling unit at Banihal



Dwelling unit at Kishtwar



Dwelling unit at Batote



Dwelling unit at Thannamandi

Jn
nurm

Photographs of Ramnagar Town under IHSDP Scheme



Jawaharlal Nehru
National Urban Renewal Mission

JnNURM

Photographs D U IHSDP Scheme, MC KALAKOTE

Jawaharlal Nehru
National Urban Renewal Mission



Kundan Lal W.No.5



Krishna Devi W.No.7



Sakina Akhter W.No. 6

JnNURM

Photographs L/D of IHSDP Scheme in MC Kalakot





MC BANDIPORA



MC BUDGAM



MC SOPORE



MC SHOPIAN



DRAIN AT MC SOPORE



CONSTT OF TILED LANE AT MC SOPORE



Dev. Of lane at MC Handwara



CONSTT OF TILED LANE AT MC Sopore

Thank You