



Pradhan Mantri Awas Yojana (PMAY-U)



**Proposal for 36 projects under vertical IV
&
Proposal for 2 projects under Vertical III**

CSMC Meeting, New Delhi

23rd August 2017

Department of Urban Development & Housing

Government of Jharkhand

PROGRESS OF PMAY (U)

Indicators	Current Status (No.)
▪ Cities Approved	44
▪ Demand Survey Completed	Yes
▪ Total Demand	2,18,908
▪ Demand received through Common Service Centre and Online Application	CSC : 16,449 Online : 25,571
▪ Cases accepted/rejected	CSC :6,957, Online 8415 : Total= 15,372
▪ Whether HFAPoA Submitted	Prepared for 41 ULBs, Approved by municipal board of 40 ULBs, 38 submitted to GOI
▪ Whether AIP Submitted	YES
▪ Whether HFAPoA & AIP entered in MIS	In Process
▪ SLTC/CLTC staffs approved vs. placed	SLTC (10/4) CLTC (72/12) Recruitment is under process
▪ Target of DUs in 2017-18	110960
▪ State Budgetary Provision for PMAY (U) in 2017-18	Rs 75 Crs

PROGRESS (MANDATORY CONDITIONS)

Mandatory conditions	Current Status (Special Circumstances/Alternative institutional Mechanism, if any)
Dispensing the need for separate Non Agricultural (NA) Permission	Implemented
Prepare/amend their Master Plans earmarking land for Affordable Housing	Implemented/ On – going in the Master Plans of Cities
Single-window, time bound clearance for layout approval and building permissions	Implemented/ On – going State already implemented Building permits approval systems and layout approval in a time bound clearance to avail the construction permit through single window system.

PROGRESS (MANDATORY CONDITIONS)

Mandatory conditions	Current Status (Special Circumstances/Alternative institutional Mechanism, if any)
Adopt the approach of deemed building permission and layout approval on the basis of pre-approved layouts and building plans.	Implemented
Amend or legislate existing rent laws on the lines of the Model Tenancy Act.	Model Tenancy Act needs to be finalized by GOI including rental law.
Additional Floor Area Ratio (FAR)/Floor Space Index (FSI)/ Transferable Development Rights (TDR) and relaxed density norms.	Implemented

Indicators	Current Status (No.)
▪ Survey entry made (%)	48 % (100% in case of vertical IV)
▪ Projects approved:	180
▪ Projects entered (7A/B/C/D)	180
▪ DUs approved under BLC	77,688
▪ Beneficiaries attached	59,032 (newly 16,772 will be completed by 31 st August 2017)
▪ Houses geo-tagged	51,068
▪ Total fund transferred through DBT (Rs. Lakhs)	-
▪ National Electronic Funds Transfer (NEFT)	324.67 Cr
▪ PFMS/ DBT	All 41 ULBs registered.
▪ Aadhar Payment Bridge (APB)	40,851

ROAD MAP FOR HFA

Year-wise Tentative Target for Construction of Houses (No. of DUs)

Verticals	2015-16	2016-17	2017-18	2018-19	2019-20	2020-21	2021-22	Total	
ISSR	0	0	19500	31293	Implementation			50793	
AHP	0	0	40000	28685				68685	
CLSS	0	30	1100	2000	3454	2000	Implementation	8584	
BLC (N & E)	7739	32747	50360	0	Implementation			90846	
Total	7739	32777	110960	61978	3454	2000			218908

			
Name	Name	Name	Name
(WARD NO.)	(WARD NO.)	(WARD NO.)	(WARD NO.)
Beneficiary ID No.	Beneficiary ID No.	Beneficiary ID No.	Beneficiary ID No.
Sanju Kumari	Amrita Devi	Ganpati Mahto	Karnal Dason
19	19	20	20
255301000005495	255301000003015	342604549522	760458384339

PROGRESS OF PROJECTS

Verticals	Houses Approved	Tendered	Work order Issued	Grounded/In Progress				Completed
				Foundation	Lintel	Roof	Total	
▪ISSR	-	-	-	-	-	-	-	-
▪AHP	-	-	-	-	-	-	-	-
▪BLC (New)	77,688	NA	NA	18,983	10,256	10,771	44,776	4,766
▪BLC (Enhancement)	-	-	-	-	-	-	-	-
▪Total	-	-	-	-	-	-	-	-
▪CLSS	No. of loan sanctioned		52					

Note: Provide the details of relevant projects

Project details of PMAY Beneficiary-Led Construction(Vertical IV)

Total no. of approved Project	: 180
No. of Beneficiary	: 77,688
Total Project Cost	: 2813.08 Cr.
Total GoI Share@1.5 Lakh	: 1165.32 Cr.
Total GoJ Share@0.75 Lakh	: 582.66 Cr.
Beneficiary Share@1.371 Lakh	: 1065.10 Cr.

FY 2015-16

Total No. of Beneficiary :7,739

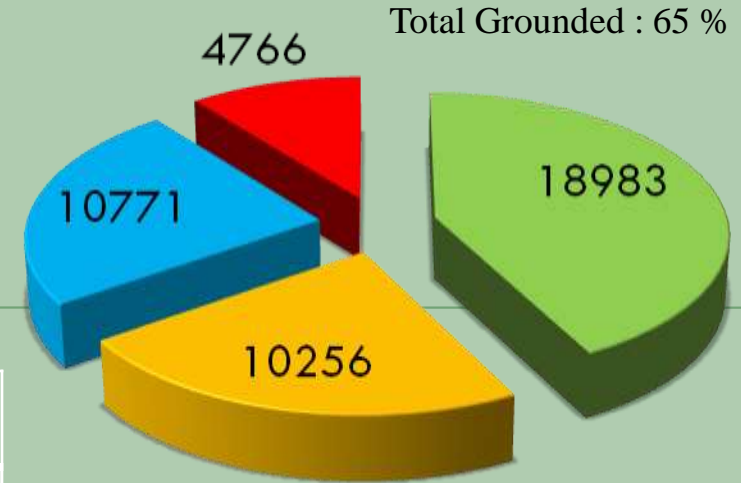
FY 2016-17

Total No. of Beneficiary :32,747
(Phase I=19,933, Phase II=12,814)

FY 2017-18

Total No. of Beneficiary: 37,202
(Phase I=20,430, Phase II= 16,772)

Progress of 77,688 Dus Project Grounded	
FY 2015-16	94 %
FY 2016-17 (I)	92 %
FY 2016-17 (II)	97 %
FY 2017-18 (I)	35 %
FY 2017-18 (II)	5% (Agreement -40%)



■ Foundation ■ Plinth ■ Roof ■ Completed

Approved in 4th & 6th CSMC meeting – Feb. 2016

Total no. of approved Project : 38
No. of Beneficiary : 7,739 (Revised)

Progress of approved units (7,739) till Date

Agreement	: 7,459
Foundation	: 621
Plinth	: 1,029
Roof	: 2,967
Completed	: 2,628

Total Grounded : 94 %



Approved in 12th CSMC meeting – August 2016

Total no. of approved Project : 33

No. of Beneficiary : 19,933

Progress of approved units (19,933) till Date

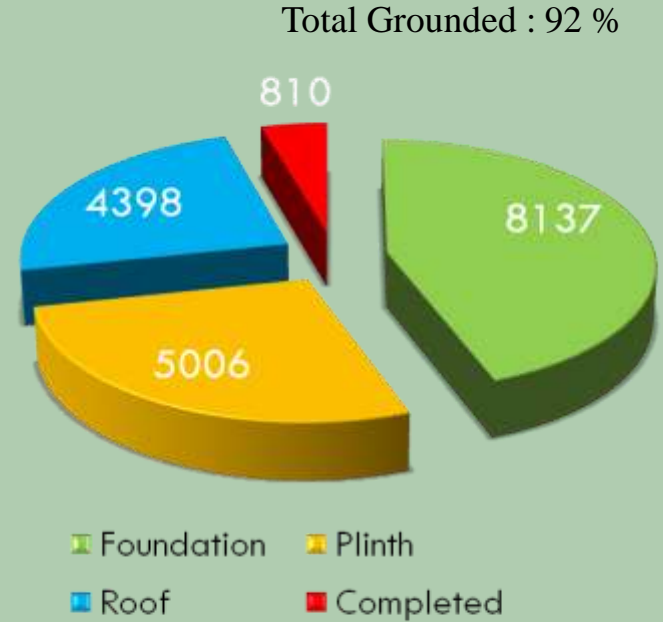
Agreement : 18,714

Foundation : 8,137

Plinth : 5,006

Roof : 4,398

Completed : 810



Approved in 14th CSMC meeting – Oct 2016

Total no. of approved Project : 36

No. of Beneficiary : 12,814

Progress of approved units (12,814) till Date

Agreement : 12,304

Foundation : 4,676

Plinth : 2,862

Roof : 3,113

Completed : 1,328



Approved in 20th CSMC meeting – March 2017

Total no. of approved Project : 37

No. of Beneficiary : 20,430

Progress of approved units (20,430) till Date

Agreement : 17,946

Foundation : 5,004

Plinth : 1,087

Roof : 293



GLIMPSES OF PROGRESS

Simdega



Beneficiary Details

Beneficiary Name	MARIYANA GURIA
Project Name	Beneficiary Led Construction of vertical IV of 177 of Simdega ULB, Jharkhand
Address	539, DUMAR TOLI SIMDEGA, Jharkhand
Beneficiary Id	208017980019000004
Construction Stage	Completed
Electricity	Yes
Water	Yes
Occupation Status	Occupied by Beneficiary

GLIMPSES OF PROGRESS

Seraikela



Beneficiary Details

Beneficiary Name	RAM JAMUDA
Project Name	Beneficiary-led construction vertical 4 55 Dus under PMAY of Seraikela ULB jharkhand
Address	GURIADIH,Seraikela,Jharkhand , Seraikela Seraikela -Kharsawan Jharkhand
Beneficiary Id	208018020323000005
Construction Stage	Completed
Electricity	Yes
Water	Yes
Occupation Status	Occupied by Beneficiary

GLIMPSES OF PROGRESS

Sahibganj



Beneficiary Details

Beneficiary Name	Duliya Devi
Project Name	Beneficiary-led Construction of Vertical IV of 330 DUs under PMAY of Sahibganj ULB
Address	Kabutar Kh, Kabutar Khopi, Sahibganj (Nagar Parishad) Sahibganj Jharkhand
Beneficiary Id	208017720031 300004
Construction Stage	Completed
Electricity	Yes
Water	Yes
Occupation Status	Occupied by Beneficiary

GLIMPSES OF PROGRESS

Ranchi



Beneficiary Details

Beneficiary Name	SONA DEVI
Project Name	BLC V4 of 3893 DUs under PMAY of Ranchi ULB, Jharkhand
Address	142, TIRIL BASTI KOKAR,Ranchi,Jharkhand, Ranchi Ranchi Jharkhand
Beneficiary Id	208017940143500161
Construction Stage	Completed
Electricity	Yes
Water	Yes
Occupation Status	Occupied by Beneficiary

GLIMPSES OF PROGRESS



Rajmahal

Beneficiary Details

Beneficiary Name	BANDANA DEVI
Project Name	BENEFICIARY-LED CONSTRUCTION VERTICAL4 90 DUs UNDER PMAY OF RAJMAHALULB, JHARKHAND
Address	1 67, MATIYAL,Rajmahal,Jharkhand , Rajmahal Sahibganj Jharkhand
Beneficiary Id	208017730361 300004
Construction Stage	Completed
Electricity	Yes
Water	Yes
Occupation Status	Occupied by Beneficiary

GLIMPSES OF PROGRESS



GLIMPSES OF PROGRESS



Name	Beneficiary ID No.
Chumki Sanyal	208017930299500001



Name	Beneficiary ID No.
Champa Devi	208017930300400003



Name	Beneficiary ID No.	Stage
Narayan Mandal	208017900419400023	Roof



Name	Beneficiary ID No.	Stage
Rajesh Mahto	208017770275800034	Roof



Name	Beneficiary ID No.
ANITA DEVI	208017930300400005



Name	Beneficiary ID No.	Stage
KAJAL DEVI	208017730361300020	Roof

PROJECT PROPOSAL BRIEF

Verticals	ISSR	AHP	BLC (New)	BLC (E)	Remarks
▪No. of Projects	-	2	36	-	-
▪No. of DUs	-	464	13,553	-	-
▪Project Cost (in Lakh)	-	3,673.90	49075.41	-	-
▪Central Share (in Lakh)	-	696.00	20329.50	-	-
▪State Share (in Lakh)	-	2,977.90	10164.75	-	-
▪ULB Share (in Lakh)	-	0	0	-	-
▪Beneficiary Share (in Lakh)	-	0	18581.16	-	-

Verticals (Rs. Lakhs)	Per Unit Cost	Central Share	State Share	ULB Share	Benf. Share	Completion Time
▪AHP, JSR	5.59	1.5	4.09	-	-	24 M
▪AHP, Deoghar	7.13	1.5	5.63	-	-	12 M
▪BLC (N/E)	3.621	1.5	0.75	0	1.371	18 M

Project Abstract (BLC FY 2017-18 (III)

						Rs. In lakh.
ULBs	Total no. of Beneficiary	Central Share @ Rs.1.5 Lakh	State Share @ Rs. 0.75 Lakh	Beneficiaries Contribution @ Rs. 1.371 Lakh	Total Cost of DUs	Unit Cost of per DU
36 ULB	13553	20329.50	10164.75	18581.16	49075.41	3.621

Project Details

Sl.No	ULB	No of Beneficiaries ULB wise	Central Share @ Rs 1.5 Lakh	State Share @ Rs 0.75 Lakh	Beneficiaries Contribution @ Rs 1.37 Lakh	Total Cost Of Dus	Unit cost per DU
1	Adityapur	130	195.00	97.50	178.23	470.73	3.621
2	Basukinath	441	661.50	330.75	604.61	1596.86	
3	Bishrampur	521	781.50	390.75	714.29	1886.54	
4	Bundu	35	52.50	26.25	47.99	126.74	
5	Chaibasa	132	198.00	99.00	180.97	477.97	
6	Chakardharpur	277	415.50	207.75	379.77	1003.02	
7	Chakulia	146	219.00	109.50	200.17	528.67	
8	Chas	830	1245.00	622.50	1137.93	3005.43	
9	Chatra	80	120.00	60.00	109.68	289.68	
10	Chirkunda	50	75.00	37.50	68.55	181.05	
11	Deoghar	1509	2263.50	1131.75	2068.84	5464.09	
12	Dhanbad	1306	1959.00	979.50	1790.53	4729.03	
13	Dumka	153	229.50	114.75	209.76	554.01	
14	Garhwa	146	219.00	109.50	200.17	528.67	
15	Giridih	1362	2043.00	1021.50	1867.30	4931.80	
16	Gumla	1045	1567.50	783.75	1432.70	3783.95	
17	Hazaribag	655	982.50	491.25	898.01	2371.76	
18	Jamtara	325	487.50	243.75	445.58	1176.83	
19	Jhumri Tilaiya	431	646.50	323.25	590.90	1560.65	
20	Khunti	75	112.50	56.25	102.83	271.58	

Cont..

Sl.No	ULB	No. of Beneficiary	Central Share @ Rs 1.5 Lakh	State Share @ Rs 0.75 Lakh	Beneficiaries Contribution @ Rs 1.371 Lakh	Total Cost Of DUs	Unit cost per DU
21	Latehar	146	219.00	109.50	200.17	528.67	3.621
22	Lohardaga	363	544.50	272.25	497.67	1314.42	
23	Madhupur	75	112.50	56.25	102.83	271.58	
24	Mango	48	72.00	36.00	65.81	173.81	
25	Manjhiaon	500	750.00	375.00	685.50	1810.50	
26	Medininagar	237	355.50	177.75	324.93	858.18	
27	Mihijam	24	36.00	18.00	32.90	86.90	
28	Nagar Uttari	50	75.00	37.50	68.55	181.05	
29	Pakur	554	831.00	415.50	759.53	2006.03	
30	Phusro	2	3.00	1.50	2.74	7.24	
31	Rajmahal	137	205.50	102.75	187.83	496.08	
32	Ramgarh	223	334.50	167.25	305.73	807.48	
33	Ranchi	1045	1567.50	783.75	1432.70	3783.95	
34	Sahibganj	379	568.50	284.25	519.61	1372.36	
35	Seraikela	27	40.50	20.25	37.02	97.77	
36	Simdega	94	141.00	70.50	128.87	340.37	
Total		13553	20329.50	10164.75	18581.16	49075.41	

Project Abstract (AHP FY 2017-18)

Verticals (Rs. Lakhs)	Per Unit Cost		Central Share	State Share	ULB Share	Benf. Share	Completion Time
▪AHP, JSR	5.59		1.5	4.09	-	-	24 M
▪AHP, Deoghar	7.13		1.5	5.63	-	-	12 M
Total Project Cost (Rs. in Lakh)							3,673.90

Navjeevan Ashram, Jamshedpur

Navjeevan Ashram, known as Kusth Ashram, is inhabited by leprosy affected people.

Total Area : 6.5 Acr



Existing Kutchha & Semi-pucca houses



Unhygienic living condition



Houses built under VAMBAY

Site Location

NAVJEEVAN ASHRAM AT DEVNAGAR, JAMSHEDPUR

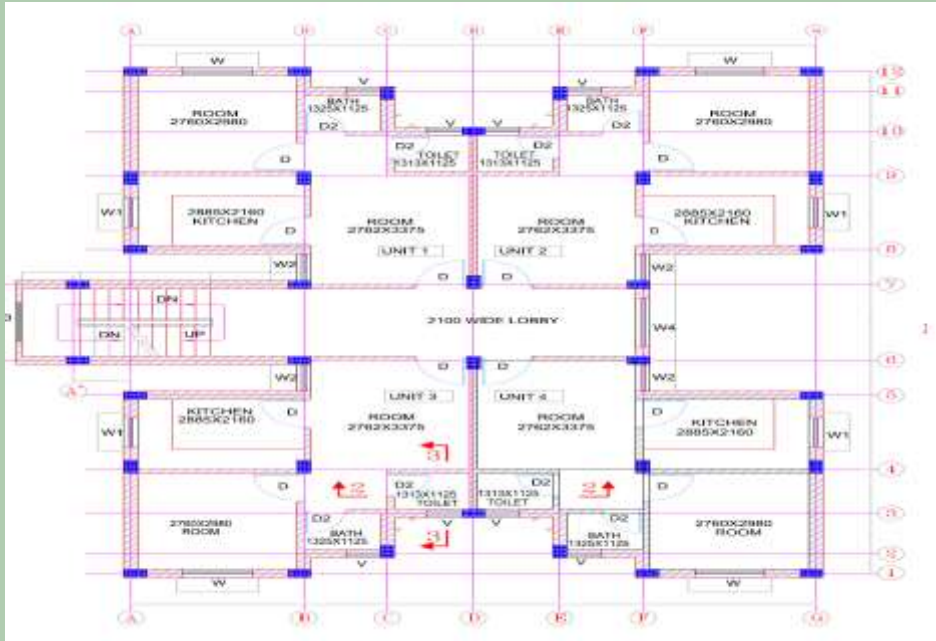
PERIOD OF COMPLETION :- 24 MONTH

SPECIAL FEATURES :-

- ✦ **25 BLOCK (G+3) OF 16 UNITS IN EACH BLOCK = 400 UNIT**
- ✦ **EACH UNIT CONTAINS 1- BED ROOM, 1- DINING/ LIVING ROOM, 1- TOILET AND BATH ROOM & 1 – KITCHEN**
- ✦ **CARPET AREA OF EACH UNIT = 30.00 m²**
- ✦ **COMMUNITY CENTER**
- ✦ **BOUNDARY WALL**
- ✦ **INTERNAL ROAD**
- ✦ **DRAIN**
- ✦ **SUMP**
- ✦ **HYDT BORE WELL WITH SUBMERSIBLE**
- ✦ **RAIN WATER HARVESTING TANK**



Layout Plan & 3 D view of G+3 Building, Navjeevan Ashram, Jamshedpur



FLOOR PLAN FOR EWS UNITS 4 FLATS IN EACH FLOOR



VIEW OF THE PROPOSED G+3 BUILDINGS

Kalirekha Ashram at Deoghar

★ **PERIOD OF COMPLETION :- 12 MONTH** **Total Area : 0.83 Acr**

★ **SPECIAL FEATURES :-**

★ **8 BLOCK (G+1) OF 8 UNITS IN EACH BLOCK = 64 UNIT**

★ **EACH UNIT CONTAINS 1- BED ROOM, 1- DINING/ LIVING**

★ **ROOM, 1- TOILET AND BATH ROOM & 1 – KITCHEN**

★ **CARPET AREA OF EACH UNIT = 30.00 m²**

★ **BOUNDARY WALL**

★ **INTERNAL ROAD**

★ **DRAIN**

★ **SUMP**

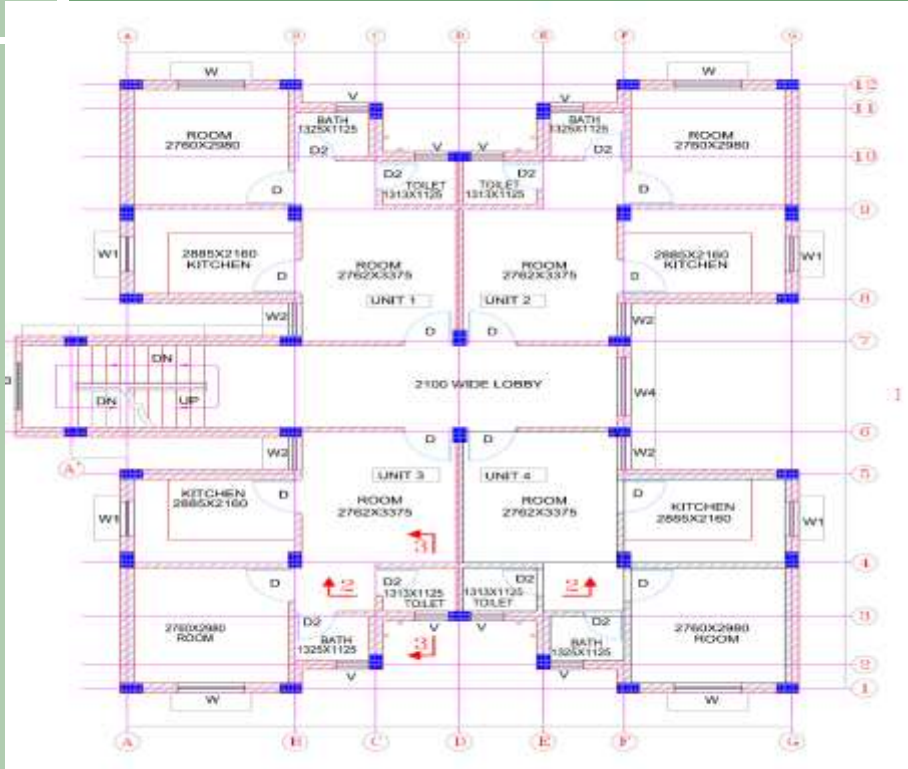
★ **HYDT BORE WELL WITH SUBMERSIBLE**

★ **RAIN WATER HARVESTING TANK**

★ **SOLID WASTE MANAGEMENT**

STREET LIGHTING

Layout Plan of Kalirekha Ashram



FLOOR PLAN FOR EWS UNITS 4 FLATS IN EACH FLOOR



3 D View of a DU

PROJECT PROPOSAL BRIEF

Checklist	Status (Y/N)
▪Layout plan(as per NBC norms) Attached	Yes
▪SLAC/SLSMC approval/Minutes submitted	Yes
▪Land title status (encumbrance free)	Yes
▪Beneficiary list (BLC) submitted	Yes
▪No. of Beneficiaries with Aadhar ID	100%
▪No. of Beneficiaries with other Unique ID	-
▪No. of Aadhar seeded Bank accounts	-
▪Status of physical & social infrastructure	Y
▪Implementation plan/Completion period	24 Month
▪Beneficiary consent sought	Y

Monitoring Strategies

External agencies

PMCs appointed in all 5 clusters to support the scheme.

Stakeholders/Beneficiary participation

HFAPoA is approved by ULBs Board having all wards elected members.

During Survey, List of beneficiaries has been circulated to all ward members for their comments

validation committee headed by chairperson of ULBs has been setup to invite objections and finalize the survey data

Participation of Civil Societies / Different departments in finalization of HFAPoA

Direct Benefit Transfer

Steps taken :

- ❑ *Mapping of scheme in PFMS*
- ❑ *Created dedicated account at state and ULB level instead of earlier PL account.*
- ❑ *Sensitized ULB officials on PFMS/DBT*
- ❑ *Beneficiaries bank account linked with ADHAR (63% till date)*

progress:

- ❑ *All ULBs and DMA registered under PFMS, Training of all ULB officials completed*
- ❑ *Login created of Operator and approval (Checker & Maker) at DMA & ULB level*
- ❑ *Started fund transfer through DBT in Chas, Gumla, Chaibasa, Deoghar and Khunti*

Innovative Approaches / Implementation Steps

Steps taken :

- ❑ *Construction of 40000 E.W.S. Dwelling units on Hybrid Annuity model on PPP basis under vertical-3 of PMAY – housing for all 2022 (urban) in urban areas in Jharkhand- RFP floated for global tender.*
- ❑ *Government approval under process for Standard Bidding Document for ISSR projects.*
- ❑ *Creation of Jharkhand Slum Redevelopment Fund and Jharkhand Affordable Housing Development Fund is under process.*
- ❑ *Time to time organizing “niv khudai Divas” at ULB level*
- ❑ **“Grih Pravesh Divas”** will be celebrated on 2nd Oct

Innovative Approaches / Implementation Steps

Steps taken :

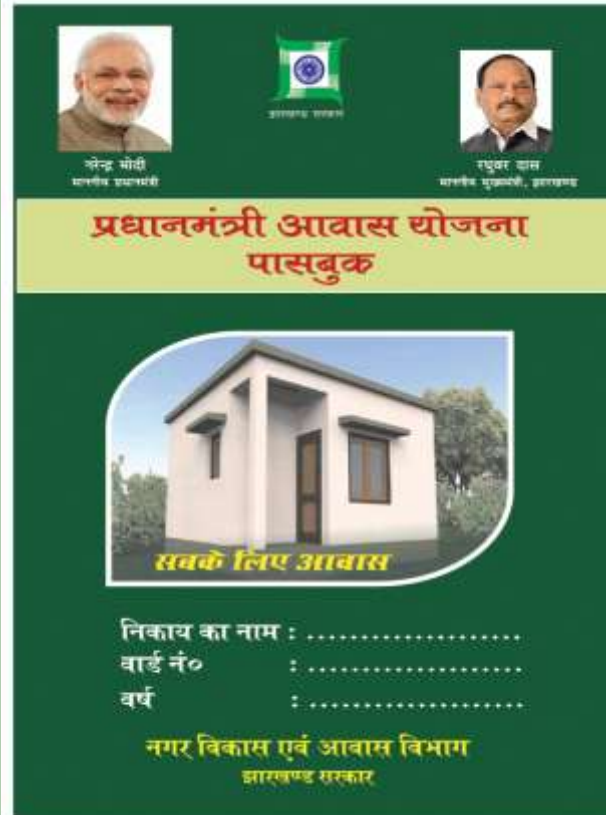
- ❑ Online Training through You Tube channel & Team Viewer to our field functionaries.
<https://www.youtube.com/watch?v=sXhjkVPp7lw>
- ❑ Facebook Page <https://www.facebook.com/JharkhandPMAY>
- ❑ Tracking of financial progress against the physical progress through software (Pilot Project is in Progress).
- ❑ To ensuring transparency and better documentation for transfer of funds to eligible beneficiaries, a Passbook has been developed to capture the phase wise instalment. (printing under process).

Demonstration Housing Project

- ❑ Proposed in Ranchi
- ❑ 1.129 acre land parcel identified

Passbook

Pradhanmantri Awas Yojna Passbook



The cover of the Pradhanmantri Awas Yojna Passbook features a green background. At the top, there are three portraits: Prime Minister Narendra Modi on the left, the National Emblem of India in the center, and Union Minister Renuka Das on the right. Below the portraits, the text reads 'प्रधानमंत्री आवास योजना पासबुक'. In the center, there is a photograph of a small, modern white house with a blue sky and green trees in the background. Below the house, the slogan 'सबके लिए आवास' is written. At the bottom, there are fields for 'निकाय का नाम', 'वार्ड नं०', and 'वर्ष', followed by the text 'नगर विकास एवं आवास विभाग, झारखण्ड सरकार'.

नरेन्द्र मोदी
प्रधानमंत्री

इसकाण्ड सरकार

रघुबर दास
मन्त्री, झारखण्ड

**प्रधानमंत्री आवास योजना
पासबुक**

सबके लिए आवास

निकाय का नाम :
वार्ड नं० :
वर्ष :

**नगर विकास एवं आवास विभाग
झारखण्ड सरकार**



The poster for Pradhanmantri Awas Yojna - Shiksha has a green background. At the top, it says 'विकास के तरफ अगला कदम हर परिवार को हो अपना पक्का घर'. Below this is a logo of a house with a sun, and the text 'प्रधानमंत्री आवास योजना - शहरी Pradhan Mantri Awas Yojna - Urban'. The main text reads 'राष्ट्रीय शहरी आजीविका मिशन (NULM) करे हुनर की पढ़ाई, बढ़ाएँ अपनी कमाई ट्रेनिंग होने पर स्वरोजगार/नियोजन का गारंटी'. Below this is a logo with the words 'स्वच्छ' and 'भारत' and the text 'एक कदम स्वच्छता की ओर'. The bottom text says 'स्वच्छ भारत मिशन बेंटी ब्याहूँगा उस घर में शौचालय सुविधा हो जिस घर में'. At the very bottom, it provides contact information: 'अधिक जानकारी हेतु अपने नजदीकी नगर निकाय से संपर्क करें, नगर विकास एवं आवास विभाग, झारखण्ड सरकार, website: www.mhupa.gov.in, E-mail: jhstcray@gmail.com'.

विकास के तरफ अगला कदम
हर परिवार को हो अपना पक्का घर

प्रधानमंत्री
आवास योजना - शहरी
Pradhan Mantri Awas Yojna - Urban

राष्ट्रीय शहरी आजीविका मिशन (NULM)
करे हुनर की पढ़ाई, बढ़ाएँ अपनी कमाई
ट्रेनिंग होने पर स्वरोजगार/नियोजन का गारंटी

स्वच्छ
भारत

एक कदम स्वच्छता की ओर

**स्वच्छ भारत मिशन
बेंटी ब्याहूँगा उस घर में
शौचालय सुविधा हो जिस घर में**

अधिक जानकारी हेतु अपने नजदीकी नगर निकाय से संपर्क करें,
नगर विकास एवं आवास विभाग, झारखण्ड सरकार
website: www.mhupa.gov.in, E-mail: jhstcray@gmail.com

Contd..



You Tube channel : Urban Development & Housing Development GoJ

Secure | <https://www.youtube.com/watch?v=GUTv4tKOsvE&t=225s>

Urban Development & Housing Development GoJ

प्रधानमंत्री आवास योजना

सबके लिए आवास (शहरी)

स्वाम
पुनर्विचार

मिनी अथवा सरकारी
इमारत "सब-स्कोपे"
रजिस्ट्रारों को
अवसर
रकम के लिए
समान का अवसर-30 फरवरी 2017 तक

Pradhanmantri Awas Yojna-Jharkhand

Urban Development & Housing Development GoJ

Subscribed

45 views

Up next

Autoplay

पुलने घर पर भी मिलेगा प्रधान मंत्री आवास योजना का लाभ
News in Hindi
354 views | NEW | 1:42

कर्मिणी	का. सं.	का. सं.	का. सं.	का. सं.	का. सं.
11,000	14,000	16	1,200	1,300	1,300
12,000	13,000	4	1,200	1,200	1,200
13,000	1,000	3	1,200	1,200	1,200

Good News || Middle-class home buyers || Subsidy || Pradhan Mantri Awas Yojna||
The Viral Media
15,425 views

Pradhanmantri Awas Yojna- Jharkhand
Urban Development & Housing Development GoJ
30 views

Pradhan Mantri Awas Yojana - Affordable Homes India@9214095095
Affordable Homes India
634 views

पूर्ण जानकारी प्रधानमंत्री आवास योजना, शहरी योजना, Pradhanmantri awas JWHD KA2:
3,304 views

Contd..



Facebook Page: <https://www.facebook.com/JharkhandPMAY>

Urban Development & Housing Department, Jharkhand

Page Messages Notifications Insights Publishing Tools Settings Help

Urban Development & Housing Department, Jharkhand @JharkhandPMAY

Home Posts Videos Photos About Likes

Like Following Share

Write something...

Start a Live Video Get messages

Government Organization

Page Tips See All

Write a Post to Connect With Your Page Visitors Post an update, photo or video. Posting on your Page gives your visitors a chance to like, share and comment on it.

Link: Link:

<https://www.facebook.com/JharkhandPMAY>

Contd..

Posters

At the top, the poster features portraits of Prime Minister Narendra Modi and Union Minister Anurag Thakur, along with the PMAY-U logo and the slogan "सबके लिए आवास (शहरी)".

सबके लिए आवास (शहरी)
प्रधानमंत्री आवास योजना

स्लम पुनर्विकास

निजी अथवा सरकारी भूमि पर "स्व-स्थाने" स्लमवासियों को आवास स्लम के लिए

मकान का आकार- 30 वर्गमीटर तक

आरक्षण सरकार का यही है सपना हर शहरी नरीब का दो घर अपना

अधिक जानकारी के लिए सम्पर्क करें

At the top, the poster features portraits of Prime Minister Narendra Modi and Union Minister Anurag Thakur, along with the PMAY-U logo and the slogan "सबके लिए आवास (शहरी)".

सबके लिए आवास (शहरी)
प्रधानमंत्री आवास योजना

तामारी आधारित व्यवितगत आवास

तामारी की भूमि पर आवास निर्माण हेतु 2.25 लाख की सरकारी अनुदान

वार्षिक आय 3 लाख तक (EWS) मकान का आकार - 30 वर्गमीटर तक

आरक्षण सरकार का यही है सपना हर शहरी नरीब का दो घर अपना

अधिक जानकारी के लिए सम्पर्क करें

- Release of **second instalment** of Rs 46 Crs already approved in the 20th CSMC meeting for the projects of 7739 DUs.
- Release of second instalment of Rs 119 Crs already approved in the 22nd CSMC meeting for the for the projects of 19933 DUs.
- Release of rest amount of 1st instalment of Rs 83 Crs already approved for the projects of 16772 DUs approved in 22nd CSMC meeting.
- Release of second instalment of Rs 14 Crs for RAY Ranchi project and Rs 3.5 Cr for RAY Bokaro Project approved in 21st CSMC meeting.

Requested to approved second instalment of Rs 56 Crs for the projects approved in 14th CSMC of 12814 DUs vide letter no. 1339 Dated 21.07.17

Requested to approved second instalment of Rs 34 Lakh for the establishment of SLTC vide letter no. 1103 Dated 29.06.17

PMAY 2015-16 Status Report

Sl. No.	ULBs	Target	Revised Target	Agreement	% Agreement	Work Started	% Work Started	Work Started out of total				
								Foundation	Plinth	Roof	Completed	Total
1	Adityapur	374	374	374	100	374	100.00	171	132	52	19	374
2	Basukinath	64	64	64	100	64	100.00	0	3	35	26	64
3	Bishrampur	140	140	140	100	140	100.00	5	23	112	0	140
4	Bundu	98	85	85	100	85	100.00	3	11	48	23	85
5	Chaibasa	316	316	316	100	316	100.00	5	48	116	147	316
6	Chakardharpur	224	224	224	100	224	100.00	5	8	77	134	224
7	Chakulia	75	75	75	100	75	100.00	0	1	40	34	75
8	Chas	282	282	282	100	282	100.00	0	5	38	239	282
9	Chatra	70	70	70	100	70	100.00	0	10	53	7	70
10	Chirkunda	62	62	62	100	62	100.00	3	10	30	19	62
11	Deoghar	490	490	490	100	490	100.00	0	11	401	78	490
12	Dhanbad	539	539	539	100	530	98.33	18	60	346	106	530
13	Dumka	33	33	33	100	33	100.00	0	0	12	21	33
14	Garhwa	157	157	157	100	157	100.00	1	1	55	100	157
15	Giridih	362	362	362	100	357	98.62	20	262	75	0	357
16	Godda	206	206	206	100	206	100.00	0	0	5	201	206
17	Gumla	175	175	175	100	175	100.00	0	2	19	154	175
18	Hazaribag	447	447	447	100	447	100.00	21	69	268	89	447
19	Hussainabad	95	95	95	100	95	100.00	15	32	32	16	95
20	Jamtara	125	125	125	100	125	100.00	17	41	53	14	125
21	Jhumri Tilaiya	305	266	266	100	265	99.62	10	28	99	128	265
22	Khunti	121	120	120	100	120	100.00	0	1	90	29	120

Sl. No.	ULBs	Target	Revised Target	Agreement	% Agreement	Work Started	% Work Started	Work Started out of total				
								Foundation	Plinth	Roof	Completed	Total
23	Kodarma	94	94	94	100	94	100.00	0	0	25	69	94
24	Latehar	112	112	112	100	112	100.00	0	2	74	36	112
25	Lohardaga	186	186	186	100	186	100.00	0	6	116	64	186
26	Madhupur	135	118	118	100	118	100.00	17	22	52	27	118
27	Mango	72	72	72	100	72	100.00	0	2	28	42	72
28	Manjhiaon	62	61	61	100	61	100.00	0	0	59	2	61
29	Medininagar	151	149	149	100	149	100.00	0	4	24	121	149
30	Mihijam	150	34	34	100	34	100.00	1	11	16	6	34
31	Nagar Uttari	21	21	21	100	21	100.00	0	9	9	3	21
32	Pakur	190	190	190	100	190	100.00	0	7	55	128	190
33	Phusro	105	89	89	100	89	100.00	2	2	22	63	89
34	Rajmahal	90	88	88	100	88	100.00	0	0	52	36	88
35	Ramgarh	165	162	162	100	162	100.00	0	0	76	86	162
36	Ranchi	884	834	830	100	833	99.88	303	392	125	13	833
37	Sahibganj	330	314	314	100	314	100.00	0	10	124	180	314
38	Seraikela	55	55	55	100	53	96.36	2	2	9	40	53
39	Simdega	177	177	177	100	177	100.00	2	2	45	128	177
	Total	7739	7463	7459	100	7445	99.76	621	1229	2967	2628	7445

PMAY Status Report under vertical IV (2016-17) Phase I

Sl. No.	ULBs	Target	Revised Target	Agreement with beneficiaries	% Agreement with beneficiaries	Work Started	% Work Started	Work Started out of total				
								Foundation	Plinth	Roof	Finishing	Total
1	Adityapur Nagar Parishad	213	213	213	100.00	210	98.59	210	0	0	0	210
2	Basukinath Nagar Panchayat	309	309	309	100.00	309	100.00	55	180	74	0	309
3	Bishrampur Nagar Panchayat	609	609	590	96.88	510	83.74	510	0	0	0	510
4	Bundu Nagar Panchayat	224	146	146	100.00	146	100.00	25	54	63	4	146
5	Chaibasa Nagar Parishad	537	537	537	100.00	537	100.00	228	207	84	18	537
6	Chakradharpur Nagar Parishad	413	413	413	100.00	413	100.00	48	91	200	74	413
7	Chakuliya Nagar Panchayt	448	428	428	100.00	428	100.00	122	236	67	3	428
8	Chatra Nagar Parishad	122	122	122	100.00	114	93.44	24	24	59	7	114
9	Chirkunda Nagar Parishad	65	65	65	100.00	63	96.92	5	1	55	2	63
10	Deoghar Municipal Corporation	1725	1725	1725	100.00	1715	99.42	82	282	1276	75	1715
11	Dumka Nagar Parishad	59	59	59	100.00	59	100.00	5	13	32	9	59
12	Garhwa Nagar Parishad	892	892	892	100.00	881	98.77	81	33	664	103	881
13	Giridih nagar Parishad	718	718	718	100.00	698	97.21	56	572	70	0	698
14	Godda Nagar Parishad	464	464	464	100.00	464	100.00	0	0	464	0	464
15	Gumla Nagar Parishad	491	491	491	100.00	491	100.00	28	214	200	49	491
16	Hazaribagh Nagar	1477	1342	1342	100.00	1342	100.00	722	609	11	0	1342

Sl. No.	ULBs	Target	Revised Target	Agreement with beneficiaries	% Agreement with beneficiaries	Work Started	% Work Started	Work Started out of total				
								Foundation	Plinth	Roof	Finishing	Total
17	Hussainabad Nagar Panchayat	89	89	89	100.00	89	100.00	17	26	30	16	89
18	Jamtara Nagar Parishad	544	544	544	100.00	500	91.91	373	111	16	0	500
19	Jhumri Telaiya Nagar Parishad	821	653	653	100.00	653	100.00	112	385	131	25	653
20	Jugsalai Nagar Parishad	9	6	6	100.00	6	100.00	0	0	3	3	6
21	Khunti Nagar Panchayat	431	385	385	100.00	385	100.00	19	220	142	4	385
22	Koderma Nagar Panchayat	265	265	255	96.23	232	87.55	189	40	3	0	232
23	Latehar Nagar Panchayat	472	472	472	100.00	472	100.00	325	119	28	0	472
24	Madhupur Nagar Panchayat	292	218	218	100.00	208	95.41	98	24	47	39	208
25	Majhiyaon Nagar Panchayat	806	680	650	95.59	667	98.09	557	102	8	0	667
26	Medininagar Nagar Parishad	496	425	425	100.00	422	99.29	170	67	61	124	422
27	Nagar Utari Nagar Panchayat	37	37	37	100.00	37	100.00	0	25	8	4	37
28	Pakur Nagar Parishad	249	249	240	96.39	240	96.39	62	154	24	0	240
29	Rajmahal Nagar Panchayat	387	387	387	100.00	386	99.74	9	116	259	2	386
30	Ranchi Municipal Corporation	5101	4707	4707	100.00	4552	96.71	3702	686	148	16	4552
31	Sahebganj Nagar Parishad	356	321	321	100.00	321	100.00	200	106	15	0	321
32	Saraikeela Nagar Parishad	91	91	90	98.90	90	98.90	23	54	13	0	90
33	Simdega Nagar Panchayat	721	721	721	100.00	711	98.61	80	255	143	233	711
Total		19933	18783	18714	99.63	18351	97.70	8137	5006	4398	810	18351

PMAY Status Report under vertical IV (2016-17) Phase II

Sl. No.	ULBs	Target	Revised Target	Agreement with beneficiaries	% Agreement with beneficiaries	Work Started	% Work Started	Work Started out of total				
								Foundation	Plinth	Roof	Finishing	Total
1	Adityapur Nagar Parishad	482	482	482	100.00	462	95.85	462	0	0	0	462
2	Basukinath Nagar Panchayat	19	19	19	100.00	19	100.00	0	12	7	0	19
3	Bishrampur Nagar Panchayat	38	38	38	100.00	38	100.00	38	0	0	0	38
4	Bundu Nagar Panchayat	4	4	4	100.00	4	100.00	1	0	1	2	4
5	Chakradharpur Nagar Parishad	40	40	40	100.00	40	100.00	2	2	14	22	40
6	Chakuliya Nagar Panchayt	8	8	8	100.00	8	100.00	0	1	6	1	8
7	Chas nagar Nigam	2237	2237	2237	100.00	1956	87.44	123	464	799	570	1956
8	Chatra Nagar Parishad	123	123	121	98.37	120	97.56	26	43	48	3	120
9	Chirkunda Nagar Parishad	138	138	138	100.00	129	93.48	16	11	66	36	129
10	Deoghar Municipal Corporation	356	356	356	100.00	356	100.00	3	30	289	34	356
11	Dhanbad Municipal Corporation	1050	1050	1050	100.00	1040	99.05	115	419	484	22	1040
12	Dumka Nagar Parishad	174	174	174	100.00	174	100.00	6	11	68	89	174
13	Garhwa Nagar Parishad	43	43	42	97.67	42	97.67	1	0	3	38	42
14	Giridih nagar Parishad	92	92	92	100.00	90	97.83	20	70	0	0	90
15	Gumla Nagar Panchayat	49	49	49	100.00	49	100.00	0	0	9	40	49
16	Hazaribagh Nagar Nigam	158	158	158	100.00	158	100.00	39	75	41	3	158
17	Hussainabad Nagar Panchayat	16	16	16	100.00	16	100.00	0	8	6	2	16
18	Jamtara Nagar Parishad	7	7	7	100.00	7	100.00	5	2	0	0	7
19	Jhumri Telaiya Nagar Parishad	47	47	47	100.00	45	95.74	5	1	9	30	45
20	Khunti Nagar Panchayat	47	46	46	100.00	46	100.00	1	4	36	5	46

Sl. No.	ULBs	Target	Revised Target	Agreement with beneficiaries	% Agreement with beneficiaries	Work Started	% Work Started	Work Started out of total				
								Foundation	Plinth	Roof	Finishing	Total
21	Koderma Nagar Panchayat	6	6	6	100.00	6	100.00	0	0	6	0	6
22	Latehar Nagar Panchayat	10	10	10	100.00	10	100.00	1	9	0	0	10
23	Lohardaga Nagar Parishad	1911	1911	1911	100.00	1911	100.00	1134	631	109	37	1911
24	Madhupur Nagar Panchayat	90	87	87	100.00	87	100.00	29	13	32	13	87
25	Majhiyaon Nagar Panchayat	19	17	17	100.00	17	100.00	0	7	10	0	17
26	Mango (NAC)	491	456	456	100.00	456	100.00	0	69	269	118	456
27	Medininagar Nagar Parishad	167	166	166	100.00	166	100.00	0	3	27	136	166
28	Mihijam Nagar Panchayat	111	27	27	100.00	27	100.00	2	11	13	1	27
29	Pakur Nagar Parishad	25	25	25	100.00	25	100.00	2	6	15	2	25
30	Phusro Nagar Parishad	100	98	98	100.00	98	100.00	0	0	28	70	98
31	Rajmahal Nagar Panchayat	15	15	15	100.00	15	100.00	0	0	10	5	15
32	Ramgarh Cantonment Board	759	742	742	100.00	742	100.00	24	253	461	4	742
33	Ranchi Municipal Corporation	3893	3536	3536	100.00	3536	100.00	2617	686	224	9	3536
34	Sahebganj Nagar Parishad	63	58	58	100.00	58	100.00	0	14	20	24	58
35	Saraikela Nagar Parishad	13	13	13	100.00	13	100.00	4	7	2	0	13
36	Simdega Nagar Panchayat	13	13	13	100.00	13	100.00	0	0	1	12	13
Total		12814	12307	12304	99.98	11979	97.33	4676	2862	3113	1328	11979



PMAY 2017-18 Phase 1 Status Report

Sl. No.	ULBs	Target	Agreement	% Agreement	Work Started	% Work Started	Work Started out of total					
							Foundation	Plinth	Roof	Finishing	Completed	Total
1	Basukinath	158	150	94.94	0	0.00						0
2	Bundu	293	230	78.50	156	53.24	140	16				156
3	Chaibasa	644	557	86.49	151	23.45	122	23	6			151
4	Chakardharpur	148	148	100.00	125	84.46	65	42	18			125
5	Chakulia	394	394	100.00	27	6.85	27					27
6	Chas	1249	1249	100.00	898	71.90	836	62				898
7	Chatra	150	150	100.00	4	2.67	4					4
8	Chirkunda	102	99	97.06	52	50.98	52					52
9	Deoghar	2182	2154	98.72	1489	68.24	916	501	72			1489
10	Dhanbad	1905	1542	80.94	461	24.20	461					461
11	Dumka	56	56	100.00	56	100.00	38	11	7			56
12	Garhwa	570	557	97.72	149	26.14	83	33	33			149
13	Giridih	413	316	76.51	13	3.15	13					13
33	Godda	449	449	100.00	449	100.00	333	52	64			449
14	Gumla	630	602	95.56	228	36.19	158	70				228
15	Hussainabad	409	302	73.84	0	0.00						0
16	Jamtara	386	308	79.79	26	6.74	26					26
17	Jhumri Tilaiya	1313	916	69.76	311	23.69	286	25				311
18	Jugsalai	5	5	100.00	5	100.00	5					5
19	Khunti	530	530	100.00	530	100.00	455	60	15			530
20	Kodarma	305	260	85.25	71	23.28	71					71

Sl. No.	ULBs	Target	Agreement	% Agreement	Work Started	% Work Started	Work Started out of total						
							Foundation	Plinth	Roof	Finishing	Completed	Total	
21	Latehar	450	445	98.89	52	11.56	52						52
22	Lohardaga	1099	1099	100.00	119	10.83	108	11					119
23	Madhupur	1292	1013	78.41	189	14.63	128	37	24				189
24	Mango	19	19	100.00	19	100.00	16	3					19
25	Manjhiaon	305	287	94.10	72	23.61	72						72
26	Medininagar	867	436	50.29	146	16.84	110	31	5				146
27	Mihijam	32	15	46.88	0	0.00							0
28	Nagar Uttari	16	16	100.00	16	100.00	11	5					16
29	Pakur	331	296	89.43	25	7.55	25						25
30	Phusro	34	34	100.00	33	97.06	4	10	19				33
31	Rajmahal	142	142	100.00	140	98.59	135	5					140
32	Ramgarh	190	124	65.26	28	14.74	28						28
34	Ranchi	2668	2401	89.99	0	0.00							0
35	Sahibganj	176	176	100.00	140	79.55	140						140
36	Seraikela	9	9	100.00	9	100.00	9						9
37	Simdega	509	460	90.37	195	38.31	75	90	30				195
Total		20430	17946	87.84	6384	31.25	5004	1087	293	0	0	0	6384

Thanks

