



TAMIL NADU SLUM CLEARANCE BOARD
WELCOMES SECRETARY TO GoI, HUPA
&
ALL MEMBERS



Pradhan Mantri Awas Yojana Housing For All (Urban) by 2022

10th CSMC Meeting on 22.07.2016

15 DPRs under Vertical – IV (BLC)

Status of Demand Survey & Preparation of HFAPoA

- Matching of SECC data with NPR data completed.
- Field verification of the list of beneficiaries, segregation of the housing needs in four vertical and collection of details in format 4b is in progress.
- The HFAPoA for 5 towns will be submitted by 31.7.2016
- The HFAPoAs for other cities / Towns will be submitted subsequently before September – 2016.
- GOI has sanctioned for Rs.1570.00 lakhs of which 1st installment has been released towards demand survey and Preparation of HFAPoA.

Projects approved so far

Project cost details

Sl. No.	DESCRIPTION	AHP	BLC	Total
1.	No. of Projects	21	185	206
2.	No. of Dwelling Units (DUs)	11556	26978	38534
3.	Project cost (Rs in Crore)	922.22	694.72	1616.94
4.	Central Share (Rs in Crore)	173.34	404.67	578.01
5.	State share (Rs in Crore)	621.83	161.87	783.70
6.	Beneficiaries share (Rs in Crore)	127.04	128.19	255.23

Status of MIS Updation, Geo-tagging and Formation of SLTC & CLTC

- **Total No of beneficiaries (BLC) : 26978**
- Survey Information entered (4B) : 13799
- Project Information entered (7B) & 7C : 179 /
206 Projects
- Geo tagged :10
- Recruitment of specialists for SLTC & CLTC are under process

Status of Aadhar number of beneficiaries

No. of approved Projects (BLC)	:	185
No. of beneficiaries	:	26978
No. of beneficiaries with Aadhar No.	:	15976
No. of beneficiaries with other unique ID	:	10705
Collection of unique ID under process	:	297

Status of beneficiaries with Bank details

No.of approved Projects	:	185
No.of beneficiaries	:	26978
No.of beneficiaries with bank details	:	18375

Status of Progress

No.of approved Projects	:	185
No.of beneficiaries	:	26978
Work orders issued		
(Communication of sanction):		19876
Basement level	:	3512
Lintel level	:	4615
Roof level	:	1970
Finishing	:	1756
Total	:	11853
Completed	:	168
Non started units	:	14957

Status of Geo tagging the BLC project

No. of approved Projects	:	185
No. of beneficiaries	:	26978
No. of Surveyor eligible to appoint	:	19
No. of Surveyor appointed	:	17
No. of House geotagged	:	10
No. of house to be geotagged	:	26968

Geo tagging started only during this week . The houses already taken up have been covered with still photograph in all four stages will also be covered under Geotagging from their existing levels

1st Installment Released by Gol

(Rs. In lakhs)

Vertical	CSMC meeting	No. of projects	No. of tenement s/ houses	Project cost	Gol Share	1 st Installment of Gol		
						40% of Gol share	Fund Released	To be released
III - AHP	3 rd 18.11.15	6	2916	23331.43	4374.00	1749.60	1749.60	-
	4 th 21.12.15	2	108	758.39	162.00	64.80	32.60	32.20*
IV - BLC	4 th 21.12.15	12	7513	15777.30	11269.50	4507.80	2267.42	2240.38*
III- AHP	5 th 25.01.16	11	7204	57175.81	10806.00	4322.40	4322.40	-
IV- BLC	5 th 25.01.16	166	16272	44116.00	24408.00	9763.20	9763.20	-
III	9 th 26.05.16	2	1328	10956.00	1992.00	796.80	-	796.80*
IV	9 th 25.05.16	7	3193	9579.00	4789.50	1915.80	-	1915.80*
Total		206	38534	161693.93	57801.00	2312040	18135.22	4985.18*

* GOI Funds to be released

ABSTRACT - VERTICAL - IV (BLC)

(Rs. In lakhs)

Sl. No	Name of the City / Municipality	Name of the Scheme	No. of tenements / Houses	Project Cost	GOI grant	GoTN grant	Beneficiary share
1	Chennai	Sathyavani Muthu Nagar and other 2 schemes	698	2094.00	1047.00	418.80	628.20
2		Gangai amman Koil Street and other 5 schemes	314	942.00	471.00	188.40	282.60
3		Punitha anthonyiar Koil Street	293	879.00	439.50	175.80	263.70
4		Thiruvalluvar 3 rd Street and other 12 schemes	210	630.00	315.00	126.00	189.00
5		Enjambakkam Chinnandikuppam and other 4 schemes	300	900.00	450.00	180.00	270.00
6	Trichirappalli	Periyar Nagar and other 4 Schemes	453	1359.00	679.50	271.80	407.70
7		Arjunan Nagar and other 4 Schemes	510	1530.00	765.00	306.00	459.00
8	Coimbatore	Ammankulam south extension and other 7 schemes	511	1533.00	766.50	306.60	459.90

Contd...

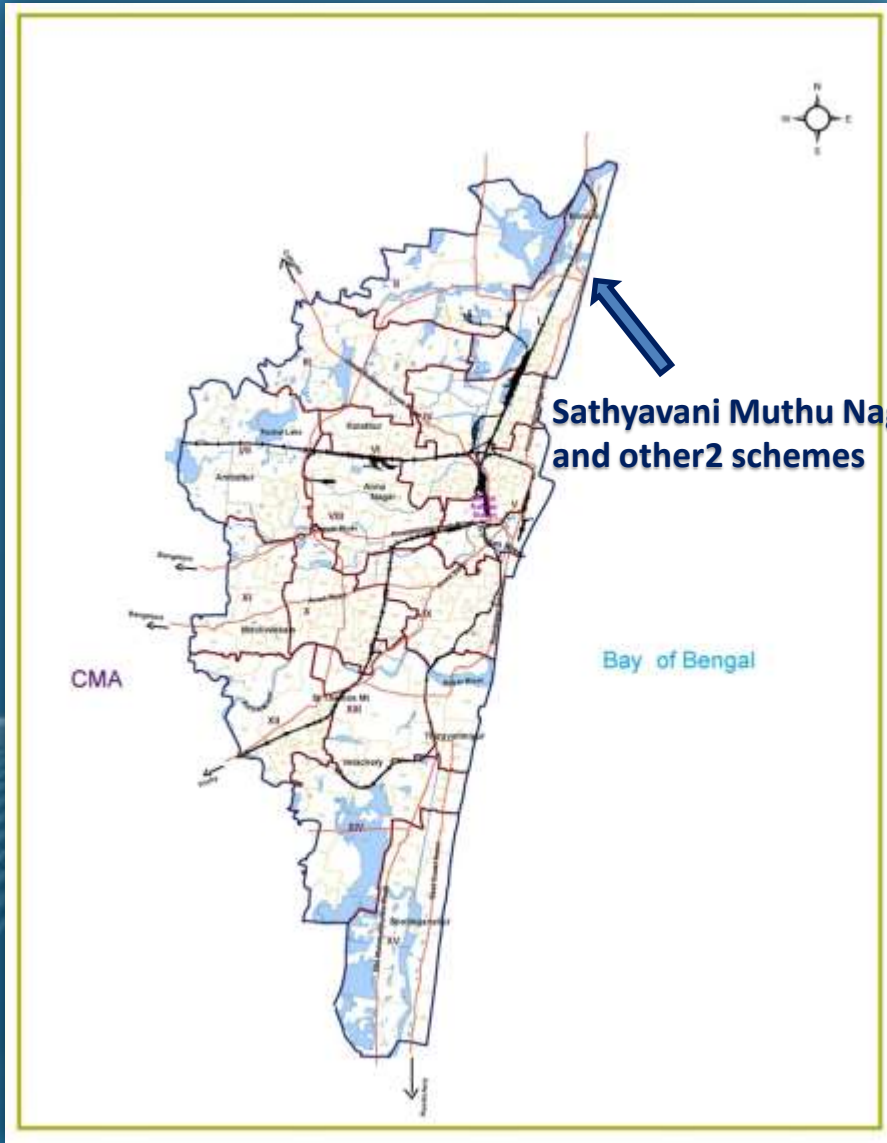
ABSTRACT - VERTICAL - IV (BLC)

(Rs. In lakhs)

Sl. No	Name of the City / Municipality	Name of the Scheme	No. of tenements / Houses	Project Cost	GOI grant	GoTN grant	Beneficiary share
9	Madurai	Utchapatti – Thoppur Phase II	1020	3060.00	1530.00	612.00	918.00
10	Dindigul	West Mariyanathapuram	456	1368.00	684.00	273.60	410.40
11	Tirunelveli	Tirunelveli Ward 30	331	993.00	496.50	198.60	297.90
12		Tirunelveli Ward 50	749	2247.00	1123.50	449.40	674.10
13	Thoothukudi	Thoothukudi	1137	3411.00	1705.50	682.20	1023.30
14	Cuddalore	Arunthathiar Nagar and other 3 schemes	300	900.00	450.00	180.00	270.00
15	Nagapattinam	Mariamman Koil Street and other 3 schemes	214	642.00	321.00	128.40	192.60
Total			7496	22488.00	11244.00	4497.60	6745.80

*** UNIT COST – 3.00 LAKHS**

Location of Slums



S.No	Scheme Name	Proposed Houses
1	Sathyavani Muthu Nagar	283
2	JJ Nagar	329
3	Kasivisalakshimipuram	86
	Total	698

Beneficiary Details

Total Beneficiaries	OC	OBC	SC	ST	Minority
698	-	204	494	-	58

Financial Statement

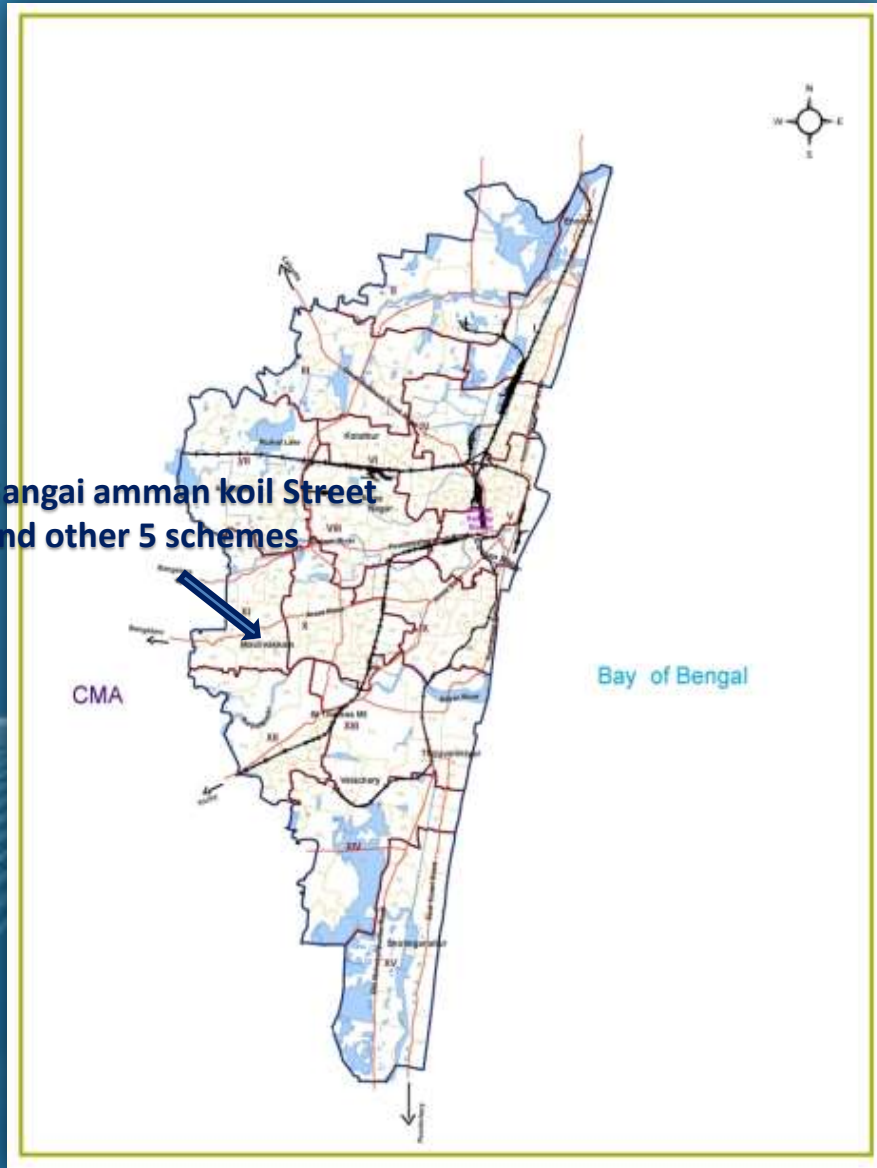
(Rs in Lakhs)

Component	HHs to be constructed	Central share	State share	Beneficiary Share	Total cost
Housing	698	1047.00	418.80	628.20	2094.00
Percentage %		50%	20%	30%	100%
Unit Cost In lakhs		1.50	0.60	0.90	3.00
Notional Land Cost			4.00		4.00
% Modified		21.43	65.71	12.86	100

BLC Project 2 : Chennai Corporation

**Construction of 314 Houses at
Gangai Amman koil Street and
other 5 schemes in Zone -11**

Location of Slums



S.N	Scheme Name	Proposed Houses
0		
1	Gangai amman Koil Street	63
2	Mettukuppam	21
3	Eswaran koil street & Kalamman Koil Street	35
4	Nethaji Nagar	19
5	Thundalam	35
6	Perumal Koil Street	141
	Total	314

Beneficiary Details

Total Beneficiaries	OC	OBC	SC	ST	Minority
314	-	-	314	-	-

Financial Statement

(Rs in Lakhs)

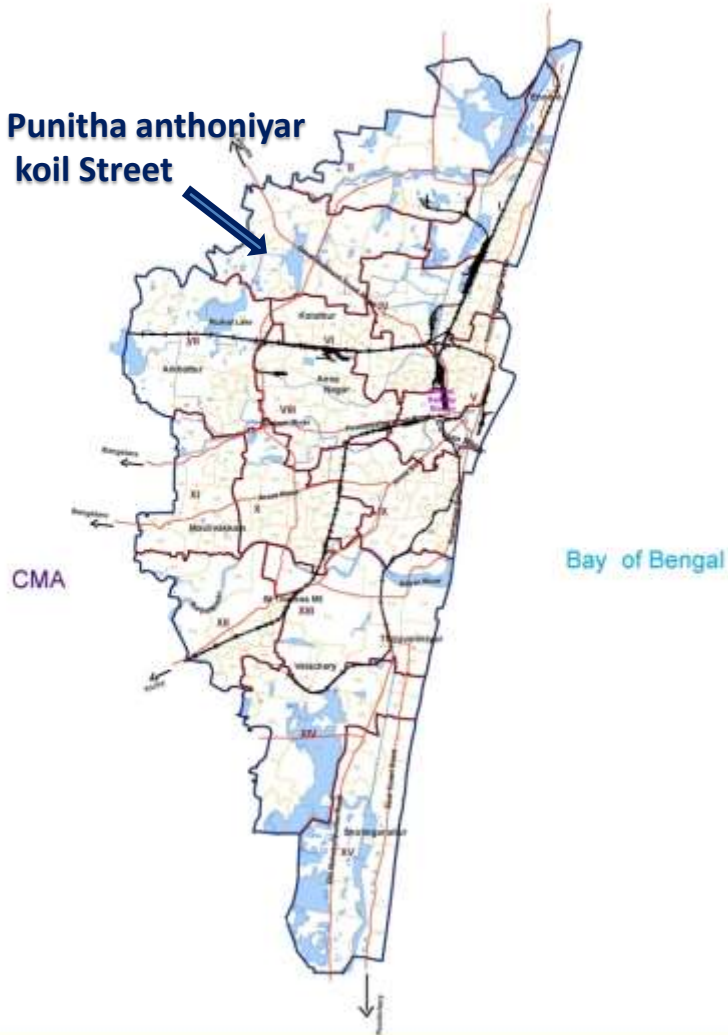
Component	HHs to be constructed	Central share	State share	Beneficiary Share	Total cost
Housing	314	471.00	188.40	282.60	942.00
Percentage %		50%	20%	30%	100%
Unit Cost In lakhs		1.50	0.60	0.90	3.00
Notional Land Cost			4.00		4.00
% Modified		21.43	65.71	12.86	100

BLC Project 3 : Chennai Corporation

**Construction of 293 Houses at
Punitha Anthonyiar koil Street in
Zone - 3**

Location of Slums

Punitha anthonyiar
koil Street



S.No	Scheme Name	Proposed Houses
1	Punitha anthonyiar koil Street	293

Beneficiary Details

Total Beneficiaries	OC	OBC	SC	ST	Minority
293	8	57	221	7	51

Financial Statement

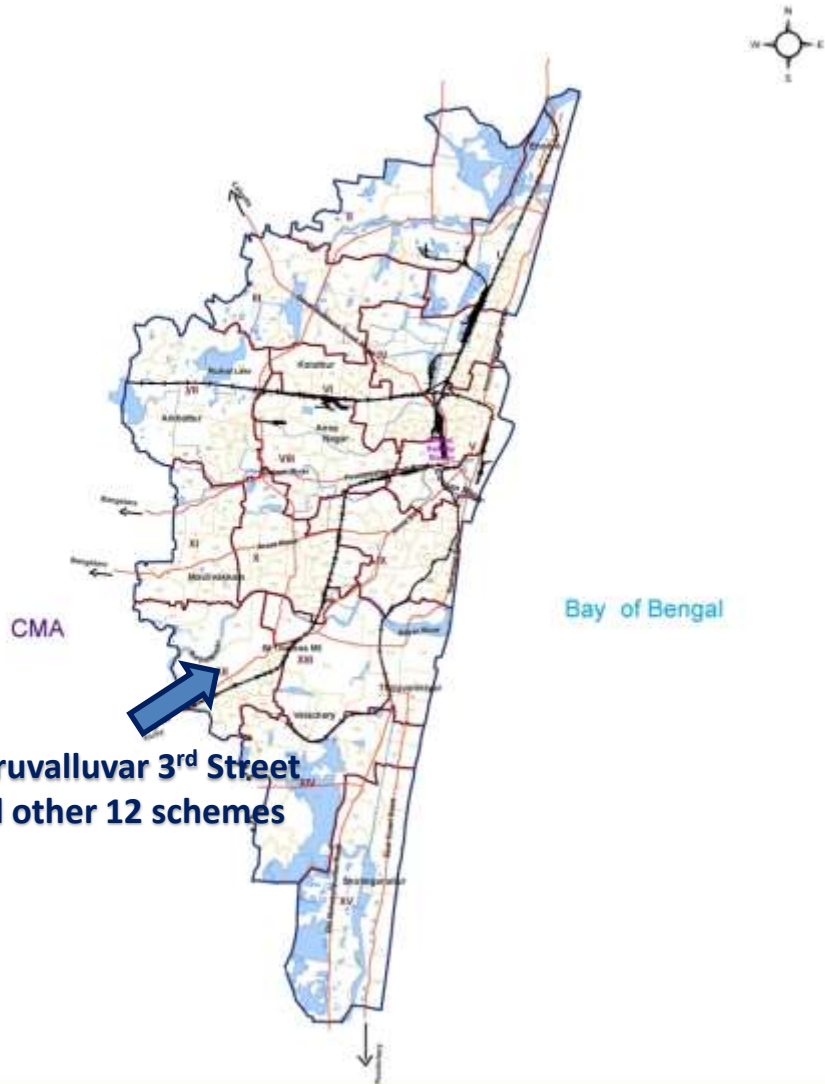
(Rs in Lakhs)

Component	HHs to be constructed	Central share	State share	Beneficiary Share	Total cost
Housing	293	739.50	175.80	263.70	879.00
Percentage %		50%	20%	30%	100%
Unit Cost In lakhs		1.50	0.60	0.90	3.00
Notional Land Cost			4.00		4.00
% Modified		21.43	65.71	12.86	100

BLC Project 4 : Chennai Corporation

**Construction of 210 Houses at
Thiruvalluvar 3rd Street and other
12 schemes in Zone - 12**

Location of Slums



S.No	Scheme Name	Proposed Houses
1	Thiruvalluvar 3 rd street	2
2	Masthan kori Street	7
3	South raja street	15
4	Marichan Street	33
5	Apmen street	13
6	Pitchan Street	20
7	Alikhan Street	3
8	Kannan Colony	5
9	Adambakkam Gramam	32
10	Burma Tamilar Colony	13
11	Gandhi Nagar	37
12	Bakthavachalam Nagar	20
13	Nehru Colony	10
	Total	210

Beneficiary Details

Total Beneficiaries	OC	OBC	SC	ST	Minority
210	-	71	139	-	14

Financial Statement

(Rs in Lakhs)

Component	HHs to be constructed	Central share	State share	Beneficiary Share	Total cost
Housing	210	315.00	126.00	189.00	630.00
Percentage %		50%	20%	30%	100%
Unit Cost In lakhs		1.50	0.60	0.90	3.00
Notional Land Cost			4.00		4.00
% Modified		21.43	65.71	12.86	100

BLC Project 5 : Chennai Corporation

**Construction of 300 Houses at
Enjambakkam Chinnandikuppam
and other 4 schemes in Zone - 15**

Location of Slums

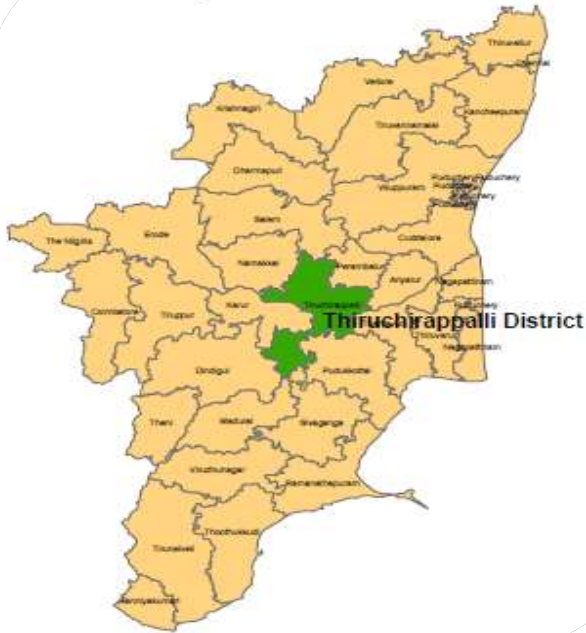


S.No	Scheme Name	Proposed Houses
1	Enjambakkam Chinnandikuppam	135
2	Karapakkam Mahatma Gandhi Street	25
3	Karapakkam Kadumbadi Naicker Street	45
4	Ookiyampettai Thiruvalluvar Street	40
5	Ookiyampettai Pillaiyarkoil Street	55
	Total	300

Beneficiary Details

Total	OC	OBC	SC	ST	Minority
300	10	285	5	-	-

Thiruchirappalli District in Tamil Nadu



6. Construction of 453 Houses at Periyar Nagar and other 4 schemes in Ponmalai Zone

Periyar Nagar and other 4 schemes in Ponmalai Zone

Thiruchirappalli Corporation

Population of the city as per census 2011

9.16 lakhs

Corporation Area (in Sq KM)

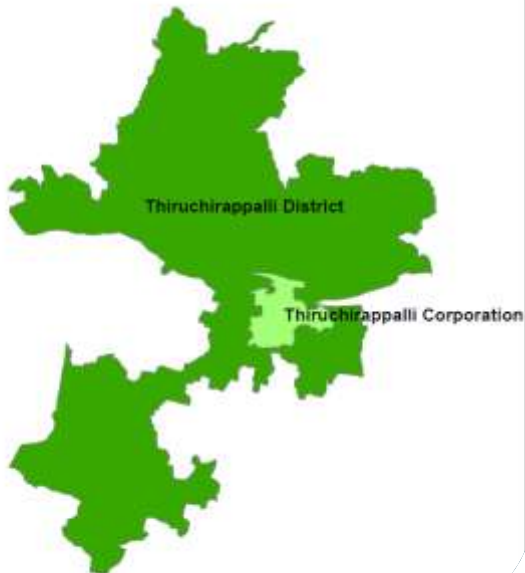
167.23

No of Zones

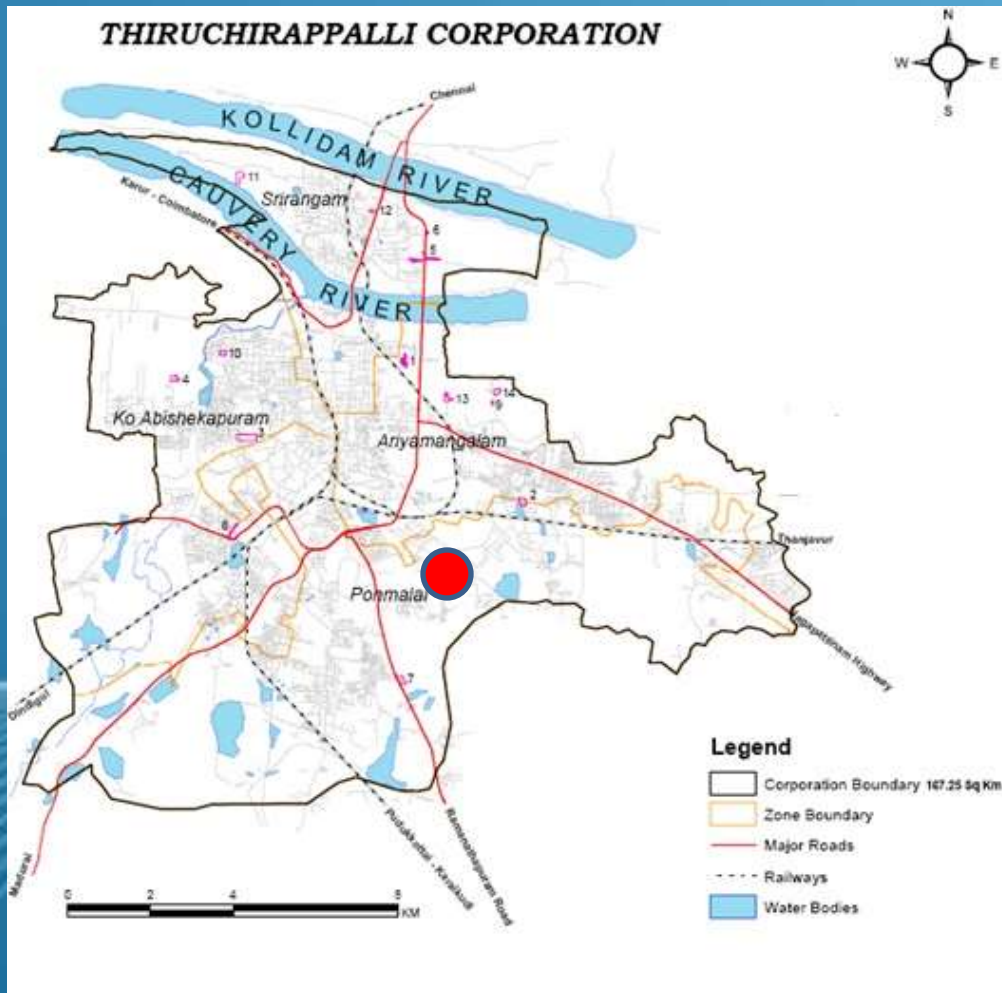
4

No of Wards

65



Location Map



S.No	Name of the Schemes	No of Families
1	Periyar Nagar	86
2	Pappakurichi	98
3	Neikkunam	34
4	Geethapuram	51
5	Ellakudi	184
	Total	453

Beneficiary Details

Total	OC	OBC	SC	ST	Minority
453	-	271	182	-	74

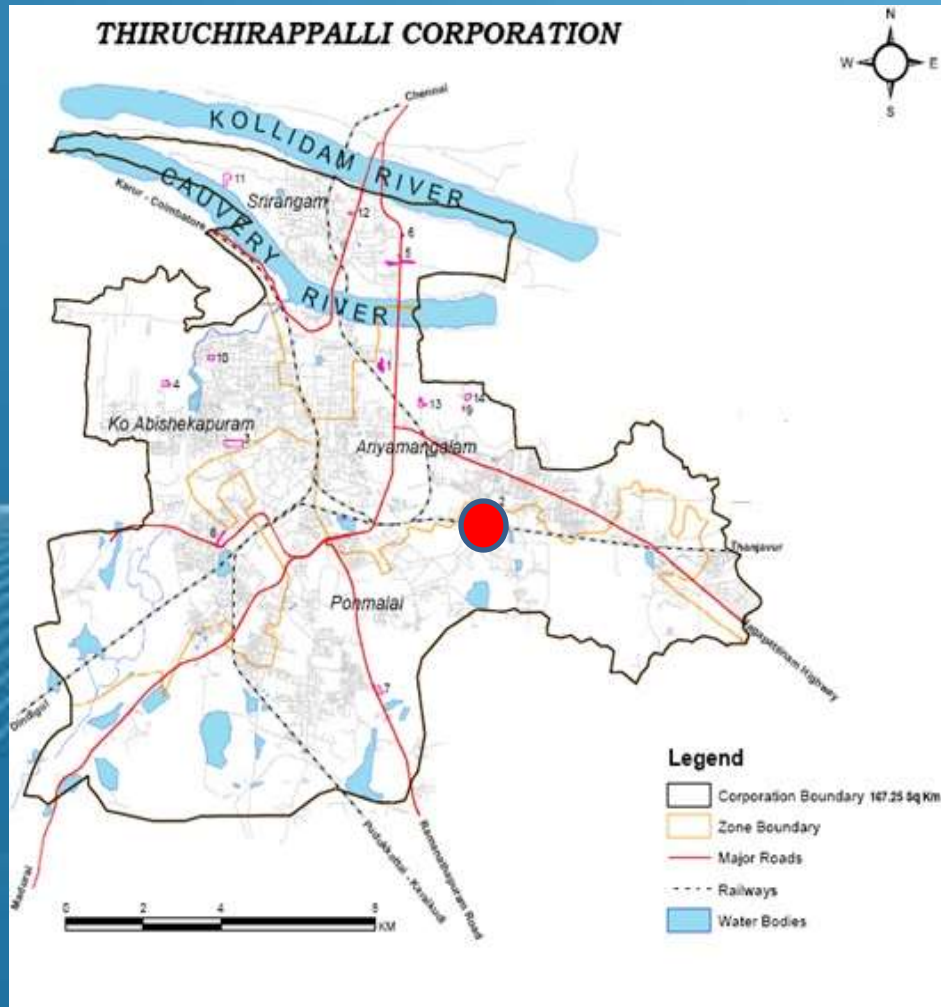
Financial Statement

(Rs in Lakhs)

Component	HHs to be constructed	Central share	State share	Beneficiary Share	Total cost
Housing	453	679.50	271.80	407.70	1359.00
Percentage %		50%	20%	30%	100%
Unit Cost In lakhs		1.50	0.60	0.90	3.00
Notional Land Cost			3.60		3.60
% Modified		22.73	63.64	13.63	100

7. Construction of 510 Houses at Arjunan Nagar and other 4 schemes in Ponmalai & Ariyamangalam Zones

Location Map



S.No	Name of the Schemes	No of Families
1	ArjunanNagar	157
2	Swminatha Nagar	175
3	Udayar theru	78
4	Thangeswari Nagar	60
5	Ex-Service man Colony	40
	Total	510

Beneficiary Details

Total	OC	OBC	SC	ST	Minority
510	-	76	334	-	-

Financial Statement

(Rs in Lakhs)

Component	HHs to be constructed	Central share	State share	Beneficiary Share	Total cost
Housing	453	679.50	271.80	407.70	1359.00
Percentage %		50%	20%	30%	100%
Unit Cost In lakhs		1.50	0.60	0.90	3.00
Notional Land Cost			3.60		3.60
% Modified		22.73	63.64	13.63	100

Coimbatore District in Tamil Nadu



8. Construction of 511 Houses at Ammankulam South Extension and other 7 schemes in 5 Zones

Coimbatore Corporation



Population of the city
as per census 2011

16.01
lakhs

Corporation Area (in
Sq KM)

257.00

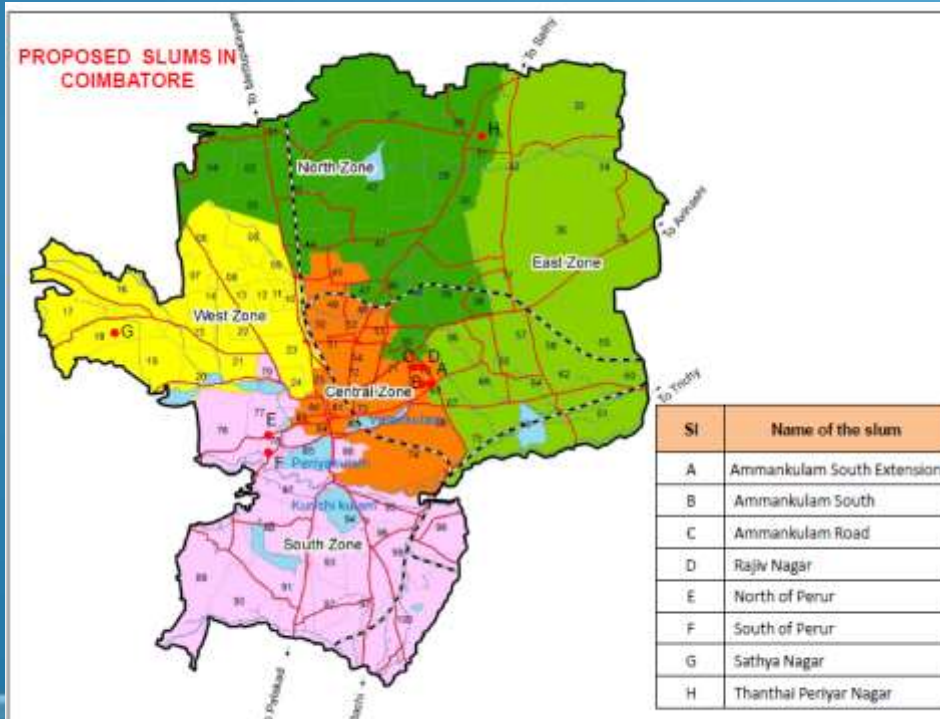
No of Zones

5

No of Wards

100

Location Map



S.No	Names of the Schemes	No of Families
1	Ammankulam south extension	90
2	Ammankulam Road	22
3	Ammankulam South	31
4	Rajiv Nagar	57
5	North of Perur	170
6	South of Perur	81
7	Sathya Nagar	25
8	Thanthai Periyar Nagar	35
Total		511

Beneficiary Details

Total Beneficiaries	OC	OBC	SC	ST	Minority
511	3	367	141	-	5

Financial Statement

(Rs in Lakhs)

Component	HHs to be constructed	Central share	State share	Beneficiary Share	Total cost
Housing	511	766.50	306.60	459.90	1533.00
Percentage %		50%	20%	30%	100%
Unit Cost In lakhs		1.50	0.60	0.90	3.00
Notional Land Cost			4.20		4.20
% Modified		20.83	66.67	12.50	100



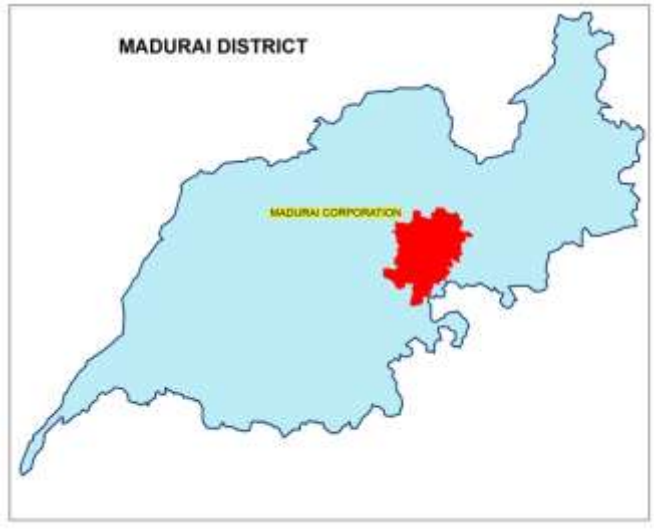
9. Construction of 1020 Houses at Utchapatti – Thoppur Phase II

Madurai City Corporation

Population of the city as per census 2011	14,49,600
Corporation Area (in Sq KM)	147.97
No of Zones	4
No of Wards	100

Beneficiary Details

Total Beneficiaries	OC	OBC	SC	ST	Minority
1020	10	847	163	-	-

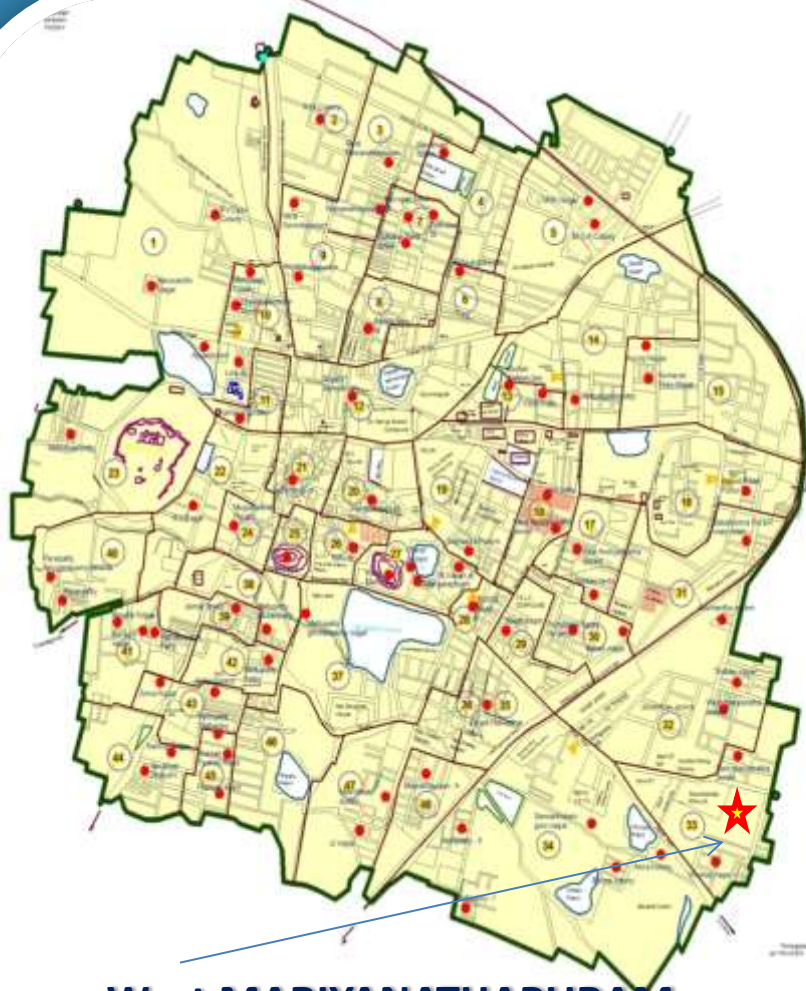


Financial Statement

(Rs in Lakhs)

Component	HHs to be constructed	Central share	State share	Beneficiary Share	Total cost
Housing	1020	1530.00	612.00	918.00	3060.00
Percentage %		50%	20%	30%	100%
Unit Cost In lakhs		1.50	0.60	0.90	3.00
Notional Land Cost			3.75		3.75
% Modified		22.22	64.44	13.34	100

Location Map



West MARIYANATHAPURAM

10. Construction of 456 Houses at West Mariyanathapuram in Dindigul

Name of the Scheme	No of Families
West Mariyanathapuram	456

Beneficiary Details

Total	OC	OBC	SC	ST	Minority
456	-	418	38	-	-

Financial Statement

(Rs in Lakhs)

Component	HHs to be constructed	Central share	State share	Beneficiary Share	Total cost
Housing	456	684.00	273.60	410.40	1368.00
Percentage %		50%	20%	30%	100%
Unit Cost In lakhs		1.50	0.60	0.90	3.00
Notional Land Cost			3.00		3.00
% Modified		25.00	60.00	15.00	100



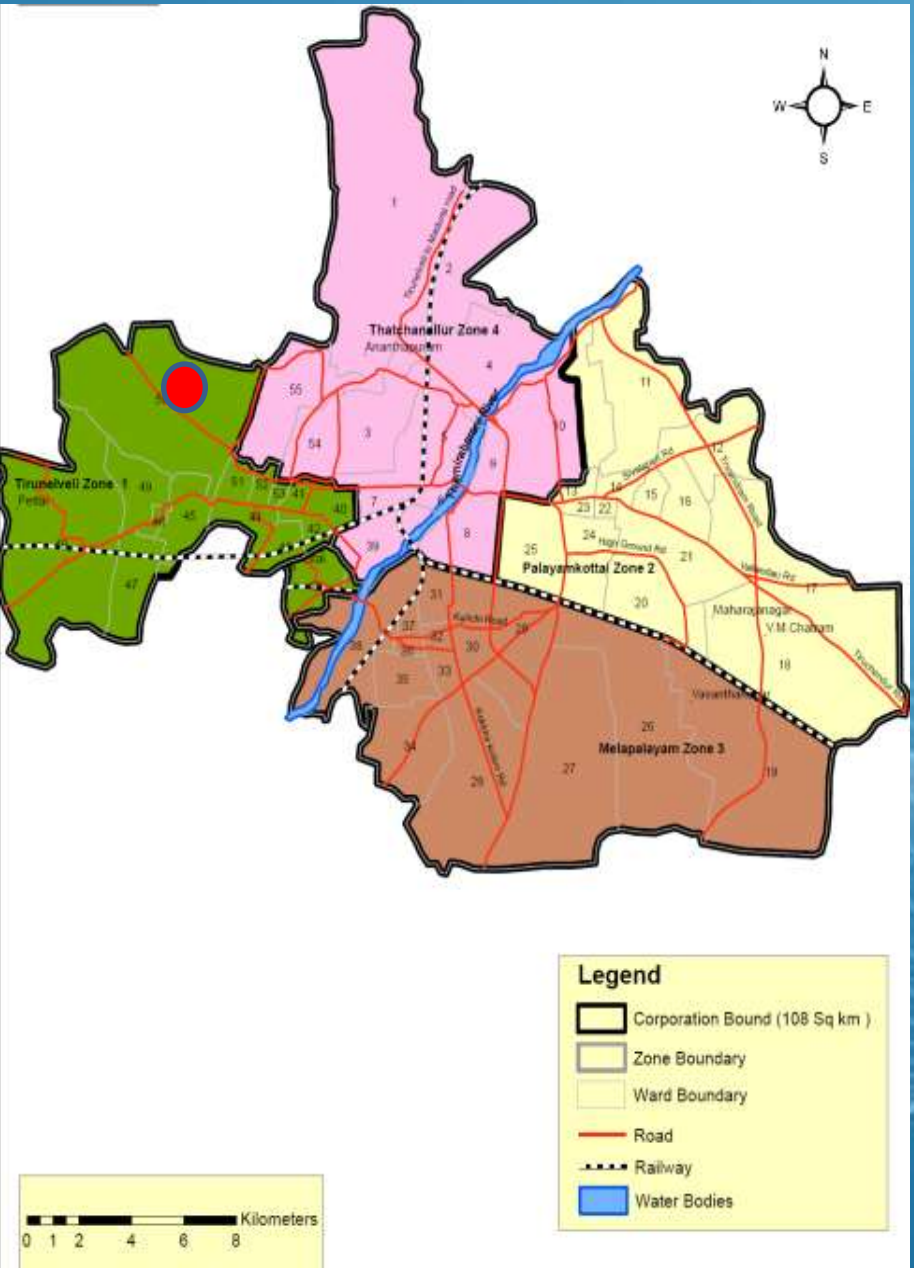
11. Construction of 331 Houses at Ward No 30 of Melapalayam zone

Tirunelveli Corporation



Population of the city as per census 2011	4.75 lakhs
Corporation Area (in Sq KM)	108.65
No of Zones	4
No of Wards	55

Location of Schemes



Name of the scheme	Proposed houses
Ward 30 – Melapalayam Zone	331

Beneficiary Details

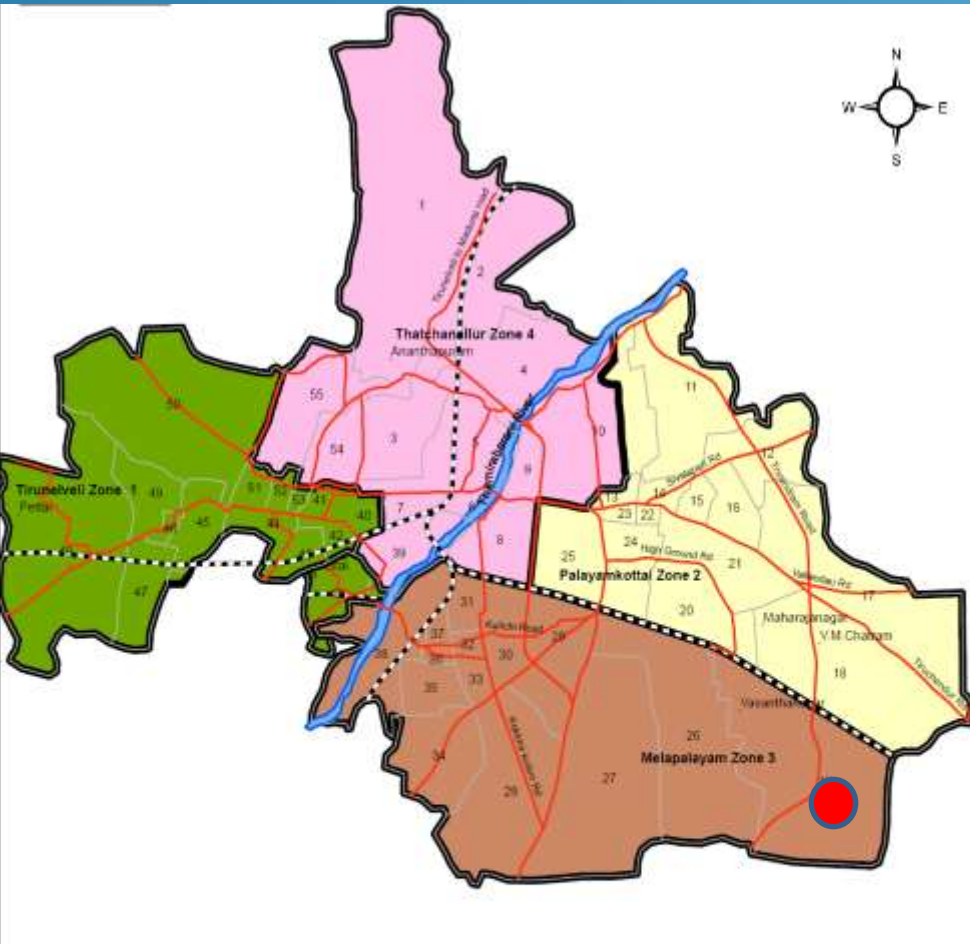
Total	OC	OBC	SC	ST	Minority
331	20	138	171	2	18

Financial Statement

(Rs in Lakhs)

Component	HHs to be constructed	Central share	State share	Beneficiary Share	Total cost
Housing	331	496.50	198.60	297.90	993.00
Percentage %		50%	20%	30%	100%
Unit Cost In lakhs		1.50	0.60	0.90	3.00
Notional Land Cost			3.75		3.75
% Modified		22.22	64.44	13.34	100

Location of Schemes



12. Construction of 749 Houses at Ward No 50 of Tirunelveli Zone

Name of the scheme	Proposed houses
Ward 50 – Melapalayam Zone	749

Beneficiary Details

Total	OC	OBC	SC	ST	Minority
749	15	455	271	8	58

Financial Statement

(Rs in Lakhs)

Component	HHs to be constructed	Central share	State share	Beneficiary Share	Total cost
Housing	749	1123.50	449.40	674.10	2247.00
Percentage %		50%	20%	30%	100%
Unit Cost In lakhs		1.50	0.60	0.90	3.00
Notional Land Cost			3.75		3.75
% Modified		22.22	64.44	13.34	100



13. Construction of 1137 Houses at Thoothukudi Corporation & LPA

Thoothukudi Corporation



Population of the city as per census 2011	3.7 lakhs
Corporation Area (in Sq KM)	90.663
No of Zones	4
No of Wards	60

Location of Schemes



Name of the scheme	Proposed houses
Thoothukudi (Corporation & LPA)	1137

Area	Slum HHs	Non slum Urban poor HHs	Total
Corporation	555	228	783
LPA	-	354	354

Beneficiary Details

Total	OC	OBC	SC	ST	Minority
1137	36	559	535	7	111

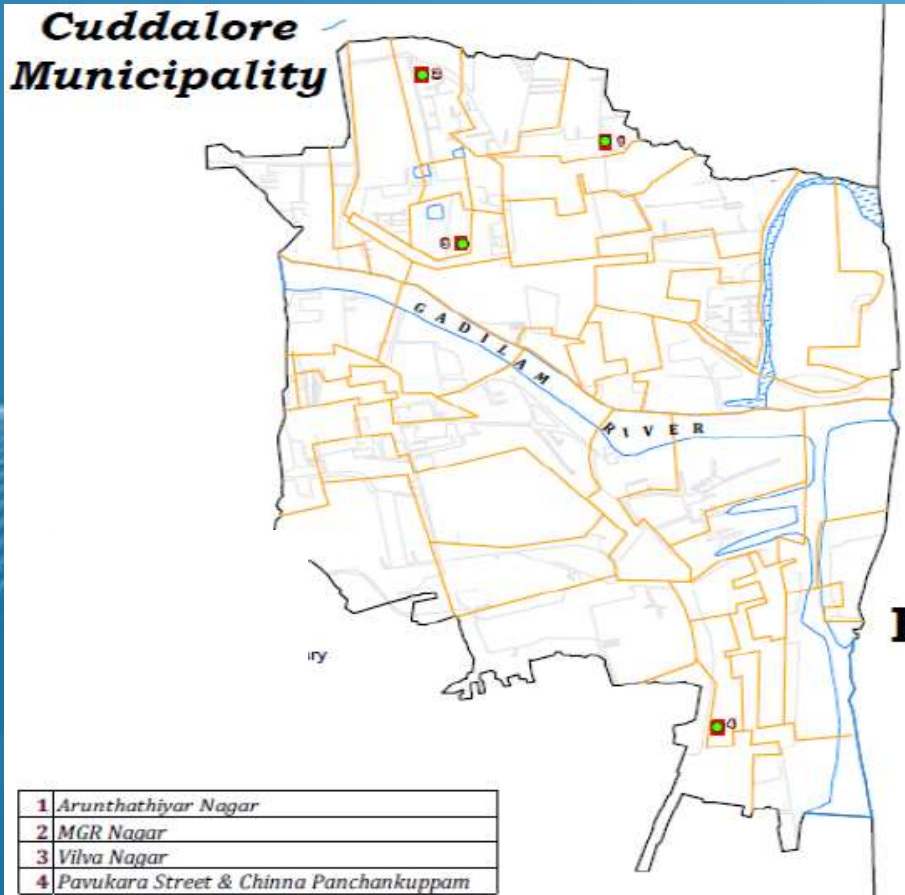
Financial Statement

(Rs in Lakhs)

Component	HHs to be constructed	Central share	State share	Beneficiary Share	Total cost
Housing	1137	1705.50	682.20	1023.30	3411.00
Percentage %		50%	20%	30%	100%
Unit Cost In lakhs		1.50	0.60	0.90	3.00
Notional Land Cost			3.75		3.75
% Modified		22.22	64.44	13.34	100

14. Construction of 300 Houses at Arunthathiar Nagar and other 3 Schemes in Cuddalore Municipality

Location of Schemes



S.No	Name of the scheme	Proposed houses
1	Arunthathiar Nagar	81
2	MGR Nagar	91
3	Vilva Nagar	70
4	Pavukara Street & Chinna panchankuppam	58
	Total	300

Beneficiary Details

Total	OC	OBC	SC	ST	Minority
300	-	113	187	-	52

Financial Statement

(Rs in Lakhs)

Component	HHs to be constructed	Central share	State share	Beneficiary Share	Total cost
Housing	300	450.00	180.00	270.00	900.00
Percentage %		50%	20%	30%	100%
Unit Cost In lakhs		1.50	0.60	0.90	3.00
Notional Land Cost			3.75		3.75
% Modified		22.22	64.44	13.34	100

S.No	Name of schemes	No of families
1	Mariamman Koil Street	29
2	Anna Nagar Sivan Mela street	34
3	Akkaraikulam & Kottai Vasal	113
4	Sekkadi Street & Keerakollai Street	38
	Total	214

Beneficiary Details

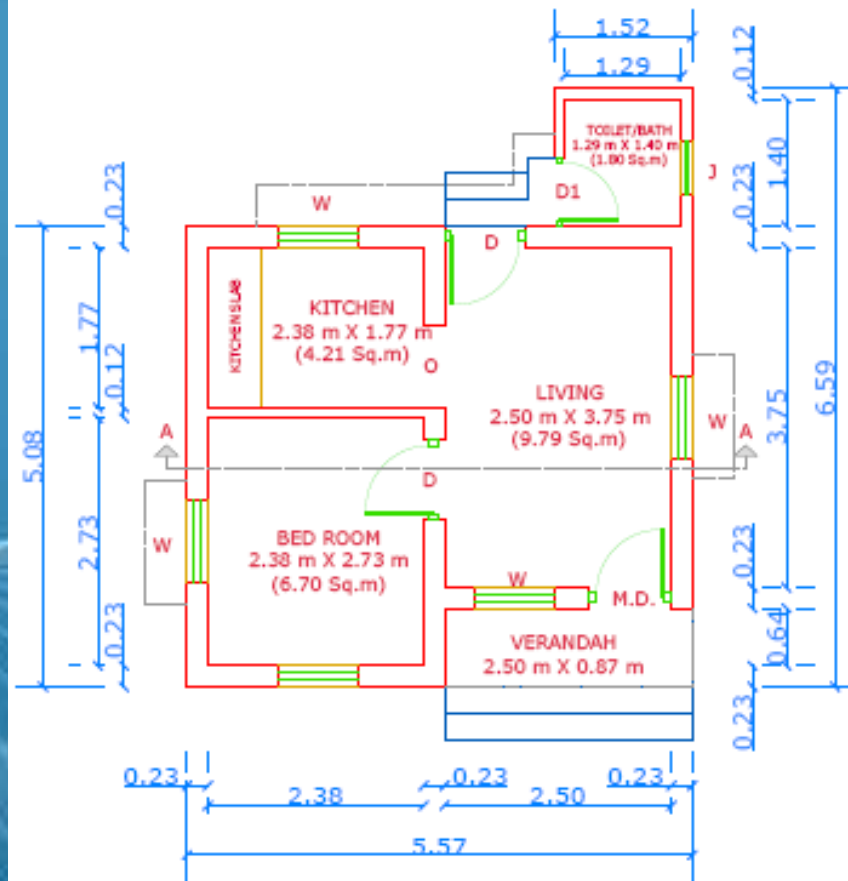
Total	OC	OBC	SC	ST	Minority
214	-	94	120	-	3

Financial Statement

(Rs in Lakhs)

Component	HHs to be constructed	Central share	State share	Beneficiary Share	Total cost
Housing	300	450.00	180.00	270.00	900.00
Percentage %		50%	20%	30%	100%
Unit Cost In lakhs		1.50	0.60	0.90	3.00
Notional Land Cost			4.00		4.00
% Modified		21.43	65.71	12.86	100

HFA 06B/2016 - Type Design



PLAN

PLINTH AREA : 28.25 sq.m (304 sq.ft)

Progress of Vertical III (AHP) Projects

Cities	No. of Projects	No. of Tenements Sanctioned	In Progress	To be Commenced
13	21	11,556	4448	7108

City wise Progress of AHP Projects

Sl. No	Cities	No. of Projects	No. of Tenements			Remarks
			Sanctioned	In Progress	To be Commenced	
1	Chennai	4	1632	32	1600	3 projects Tender to be called for
2	Coimbatore	2	1028	928	100	1 project Tender to be called for
3	Erode	3	1776	256	1520	1 Project Tender Finalized. 1 Project Tender to be called for
4	Tiruppur	1	1280	1280		
5	Salem	1	292	292		
6	Vellore	2	416	192	224	1 Project Tender Finalized
7	Namakkal	1	1392	1392		
8	Trichy	2	896		896	3 projects Tender called and 2 projects Tender to be called for
9	Pudukottai	1	1920		1920	
10	Nagapattinam	1	336		336	
11	Thanjavur	1	256		256	
12	Madurai	1	76	76		
13	Ramanathapuram	1	256	-	256	Tender to be called for
	Total	21	11,556	4448	7108	

Nagooranthottam – Chennai



Kovai Pudur- Coimbatore

HFA-AHP-COIMBATORE-KOVAIPUDUR JUNE 2016



Thiru Vi Ka Nagar - Coimbatore



Veerapandi - Tiruppur



Kulavaimedu - Vellore



Nagarajapuram - Namakkal



Kottagoundampatty - Salem



Ayyamperumalpatty - Salem



Progress Photos – Vertical IV (BLC)

The slide features a solid blue background. In the lower half, there are several overlapping, wavy, light blue lines that create a sense of motion and depth, resembling a stylized wave or a series of curved paths.

Madurai – Completed DU's Photos



Dindigul – East Mariyanathapuram Completed DU's photos



Trichy – Completed DU's Photos



Thoothukudi – Completed DU's



Tirunelveli – Completed DU's Photos





Thank you