

Pradhan Mantri Awas Yojana (PMAY-U)



Proposal for 43 projects under vertical III & IV

Presented to 24th CSMC meeting on 24.07.2017



Government of Tamil Nadu

SLNA - Tamil Nadu Slum Clearance Board




PROFILE – TAMIL NADU



Area	1,30,058 sq.km
Population (as per Census 2011)	7,21,38,958
Urban Population (as per Census 2011)	3,49,17,440 (48.40%)
Urban Slum Population (as per Census 2011)	57,98,459 (8.04%)

Statutory Towns



PROGRESS OF PMAY (U)

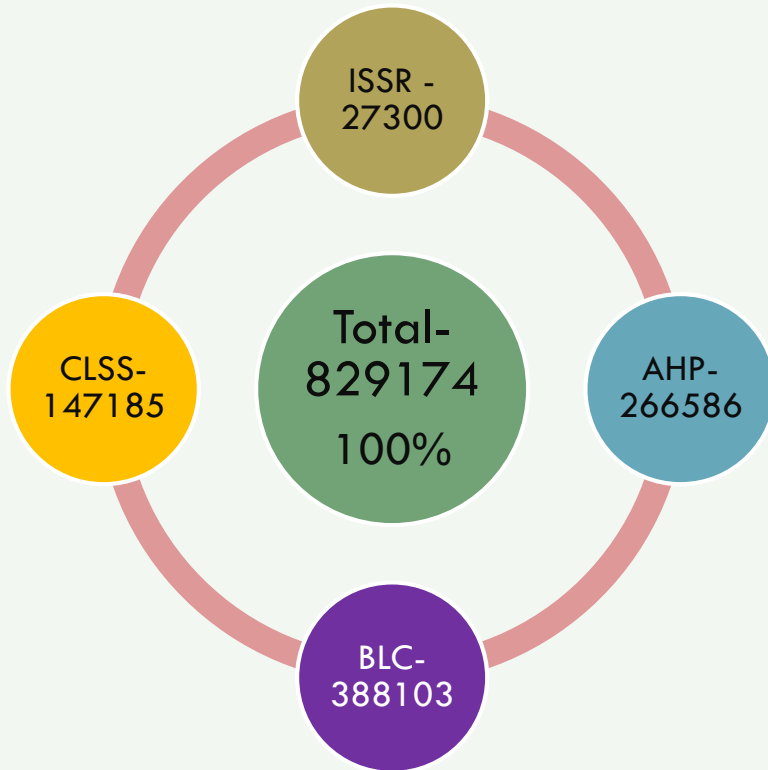


Indicators	Current Status (No.)						
▪ Cities Approved	666						
▪ Demand Survey Completed	666						
▪ Total Demand	<table border="0"> <tr> <td>ISSR - 27,300</td> <td rowspan="4">}</td> <td rowspan="4">8,29,174</td> </tr> <tr> <td>CLSS - 1,47,185</td> </tr> <tr> <td>AHP - 2,66,586</td> </tr> <tr> <td>BLC - 3,88,103</td> </tr> </table>	ISSR - 27,300	}	8,29,174	CLSS - 1,47,185	AHP - 2,66,586	BLC - 3,88,103
ISSR - 27,300	}	8,29,174					
CLSS - 1,47,185							
AHP - 2,66,586							
BLC - 3,88,103							
▪ Demand received through Common Service Centre and Online Application	<table border="0"> <tr> <td>CSC - 4,97,609</td> <td rowspan="2">}</td> <td rowspan="2">7,05,596</td> </tr> <tr> <td>Online - 2,07,987</td> </tr> </table>	CSC - 4,97,609	}	7,05,596	Online - 2,07,987		
CSC - 4,97,609	}	7,05,596					
Online - 2,07,987							
▪ Cases accepted	89,653						
▪ Whether HFAPoA Submitted	562 HFAPoAs are prepared (3 Corporations, 31 Municipalities and 528 Town Panchayats) and the preparation of Plan of Action is in progress for 93 Municipalities and 9 Corporations.						
▪ Whether AIP Submitted	Will be submitted along with HFAPoAs						
▪ Whether HFAPoA & AIP entered in MIS	In progress						

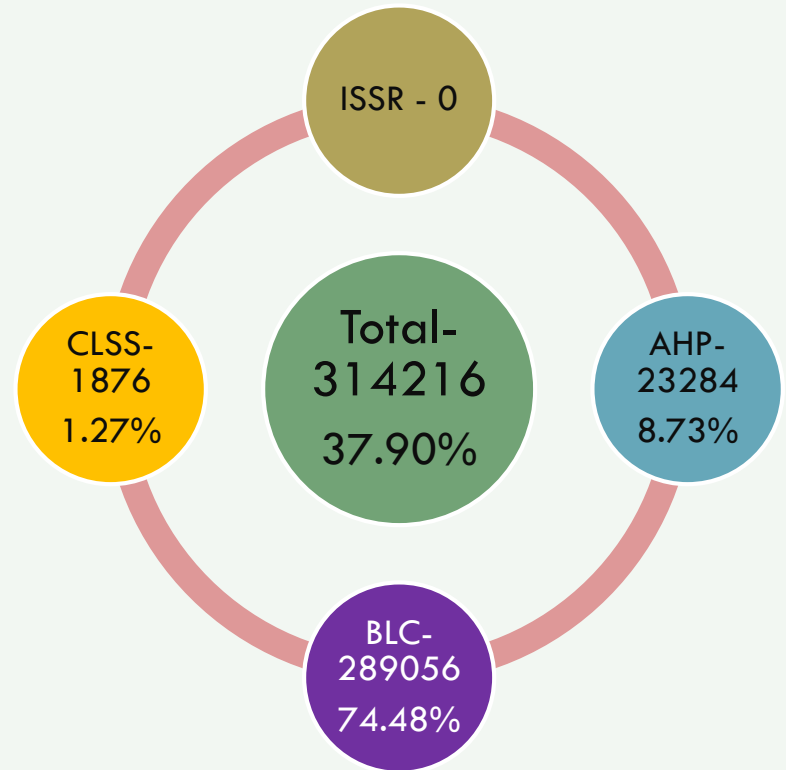
Demand Survey Vs Approval



Demand Survey



Units approved so far



PROGRESS OF PMAY (U)



Indicators	Current Status (No.)																				
<ul style="list-style-type: none"> SLTC/CLTC staff approved vs. placed 	<ul style="list-style-type: none"> 10 Professionals under SLTC and 86 Professionals under CLTCs approved . 9 Specialists recruited under RAY Mission continue their services under HFA. 64 engineering professionals are recruited and posted at SLTC & other CLTCs Recruitment of other 23 professionals is in process and will be put in service in 1st week of August, 2017 																				
<ul style="list-style-type: none"> Target of DUs in 2017-18 	<table border="1"> <thead> <tr> <th>Vertical</th> <th>Target</th> <th>Achieved</th> <th>Now Proposed</th> <th>Balance to be Proposed</th> </tr> </thead> <tbody> <tr> <td>AHP</td> <td>14,828</td> <td>3,168</td> <td>3,813</td> <td>7,847</td> </tr> <tr> <td>BLC</td> <td>1,86,527</td> <td>87,480</td> <td>11,561</td> <td>87,486</td> </tr> <tr> <td>Total</td> <td>2,01,355</td> <td>90,648</td> <td>15,374</td> <td>95,333</td> </tr> </tbody> </table>	Vertical	Target	Achieved	Now Proposed	Balance to be Proposed	AHP	14,828	3,168	3,813	7,847	BLC	1,86,527	87,480	11,561	87,486	Total	2,01,355	90,648	15,374	95,333
Vertical	Target	Achieved	Now Proposed	Balance to be Proposed																	
AHP	14,828	3,168	3,813	7,847																	
BLC	1,86,527	87,480	11,561	87,486																	
Total	2,01,355	90,648	15,374	95,333																	
<ul style="list-style-type: none"> State Budgetary Provision for PMAY (U) in 2017-18 	<p>Rs.826.80 Crore (Will be enhanced according to the sanction of projects and fund release by Gol)</p>																				

STATUS OF MANDATORY CONDITIONS



Mandatory conditions	Current Status
Dispensing the need for separate Non Agricultural (NA) Permission	As per G.O. Ms. No. 79 Hg & UD (UD4 (3) Dept., dated: 4.5.2017.
Prepare/amend their Master Plans earmarking land for Affordable Housing	Earmarking land for Affordable Housing in Master Plans has already been put as mandatory.
Single-window, time bound clearance for layout approval and building permissions	Citizen charter mandates 45 days window period for disposal.

STATUS OF MANDATORY CONDITIONS



Mandatory conditions	Current Status
<p>Adopt the approach of deemed building permission and layout approval on the basis of pre-approved lay outs and building plans.</p>	<p>Under ISHUP, approval for Deemed Building Permission and Layout approval for EWS / LIG housing was accorded by the Government (G.O.No.200 Housing & Urban Development Dept. Dated: 15.09.2010) The same is applicable to HFA also.</p>
<p>Amend or legislate existing rent laws on the lines of the Model Tenancy Act.</p>	<p>The revised tenancy act is passed in the State Assembly and rules are being framed.</p>
<p>Additional Floor Area Ratio (FAR)/Floor Space Index (FSI)/ Transferable Development Rights (TDR) and relaxed density norms.</p>	<p>Already achieved. G.O.Ms.No.194, Hg. & Urban Development Dept., Dated.15.9.2010</p>

INTERFACE WITH MIS



Indicators	Current Status (No.)		
▪ Survey entry made (%)	69.50% (5,76,294/ 8,29,174)		
▪ Projects approved:	AHP - 41 } 1576 BLC - 1535 }		
▪ Projects entered (7A/B/C/D)	1562 out of 1576		
▪ DUs approved	AHP	BLC	Total
	23,284	2,89,056	3,12,340
▪ Beneficiaries attached	5,042	1,41,624	1,46,666
▪ Houses geo-tagged	Total DUs Geo tagged (Stage wise) :46,856 Accepted :24,117 No of Units covered :28,766		
▪ Total fund transferred through DBT (Rs. Lakhs)	53375.00		
▪ National Electronic Funds Transfer (NEFT)	Yes		

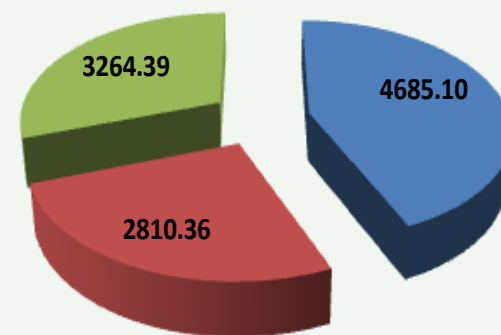
Projects Approved



Rs.in Crore

Sl. No.	DESCRIPTION	AHP	BLC	Total
1.	No. of Projects	41	1535	1576
2.	Dwelling Units (DUs)	23284	289056	312340
3.	Project Cost	1988.67	8771.18	10759.85
4.	Central Share	349.26	4335.84	4685.10
5.	State Share	1076.03	1734.33	2810.36
6.	Beneficiaries Share	563.38	2701.01	3264.39

**Project cost
(Rs.10759..85 Cr.)**



■ GOI share
■ GOTN share
■ Beneficiaries share

Detailed Project Reports approved till 22nd CSMC meeting

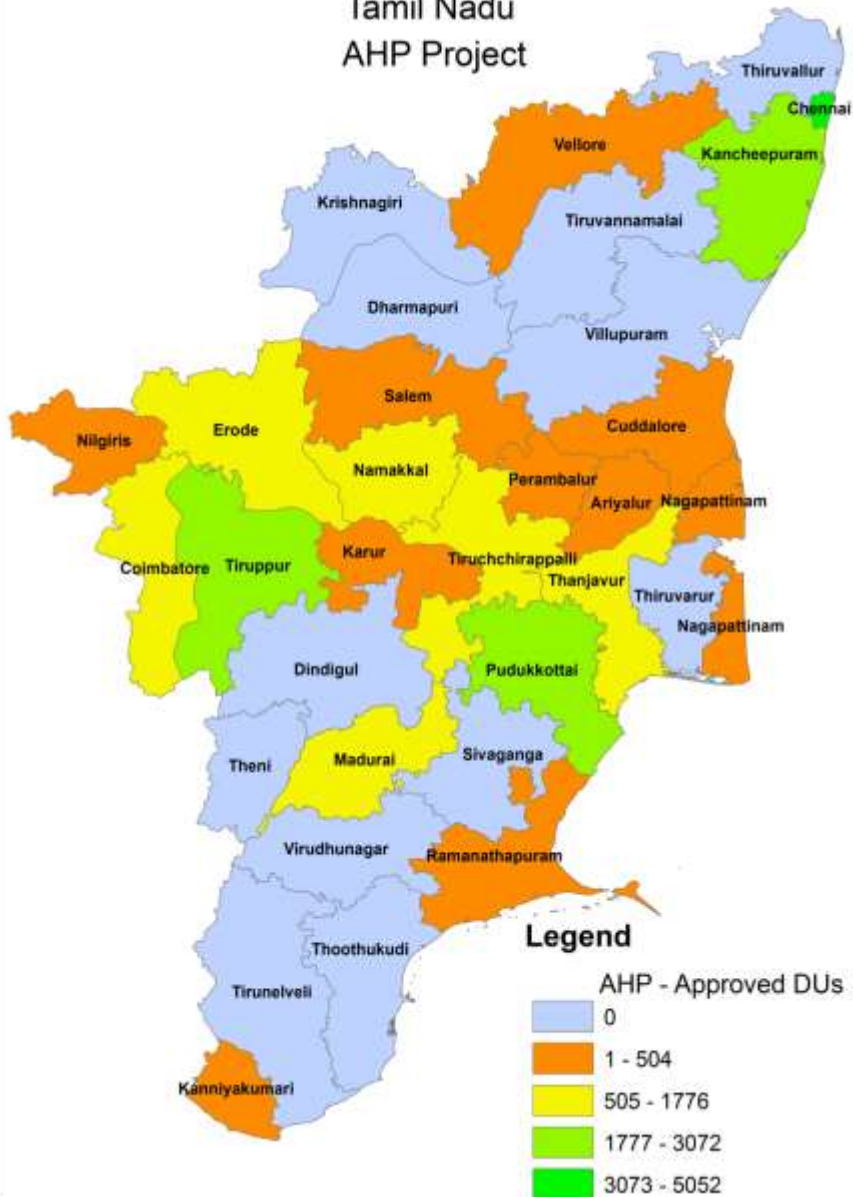
								(Rs. in Lakhs)
Financial Year	Vertical	No of Projects	No.of tenements / houses	Project cost	GOI Grant	GoTn Grant	Institutional Finance	Beneficiaries share
2015 -16	AHP	19	10228	81265.63	15342.00	35760.56	18555.43	11607.64
	BLC	178	23785	59893.3	35677.50	14271.00	0.00	9944.80
Total		197	34013	141158.93	51019.5	50031.56	18555.43	21552.44
2016 -17	AHP	8	9888	91188.63	14832	31084.98	5208.6	40063.05
	BLC	784	177791	550308.05	266686.5	106674.6	0	176946.95
Total		792	187679	641496.68	281518.5	137759.58	5208.6	217010
2017-18	AHP	14	3168	26412.4	4752.00	16992.98		4667.42
	BLC	573	87480	266917.00	131220.00	52488.00		83209.00
Total		587	90648	293329.4	135972	69480.98	0	87876.42
Over all	AHP	41	23284	198866.66	34926	83838.52	23764.03	56338.11
	BLC	1535	289056	877118.35	433584	173433.6	0	270100.75
Grand Total		1576	312340	1075985	468510.00	257272.12	23764.03	326438.86

District wise Projects approved in Tamil Nadu



SI No	District	AHP	BLC	Total
1	Ariyalur	288	3956	4244
2	Chennai	5052	19350	24402
3	Coimbatore	1348	15418	16766
4	Cuddalore	240	19549	19789
5	Dharmapuri		4358	4358
6	Dindigul		9692	9692
7	Erode	1776	8859	10635
8	Kancheepuram	2112	7199	9311
9	Kanyakumari	480	21085	21565
10	Karur	192	2492	2684
11	Krishnagiri		4019	4019
12	Madurai	1164	8350	9514
13	Nagapattinam	336	6665	7001
14	Namakkal	1392	6277	7669
15	Nilgiris	172	3866	4038
16	Perambalur	504	2430	2934
17	Pudukkottai	2304	3300	5604
18	Ramanathapuram	256	5339	5595
19	Salem	292	24175	24467
20	Sivagangai		1694	1694
21	Thanjavur	832	9287	10119
22	Theni		9170	9170
23	Thoothukudi		16123	16123
24	Thiruchirappalli	1056	8123	9179
25	Thirunelveli		20038	20038
26	Tiruppur	3072	7206	10278
27	Thiruvallur		4059	4059
28	Thiruvannamalai		4346	4346
29	Thiruvarur		4756	4756
30	Vellore	416	12634	13050
31	Viluppuram		11212	11212
32	Virudhunagar		4029	4029
	Total	23284	289056	312340

Tamil Nadu AHP Project



Tamil Nadu BLC Project

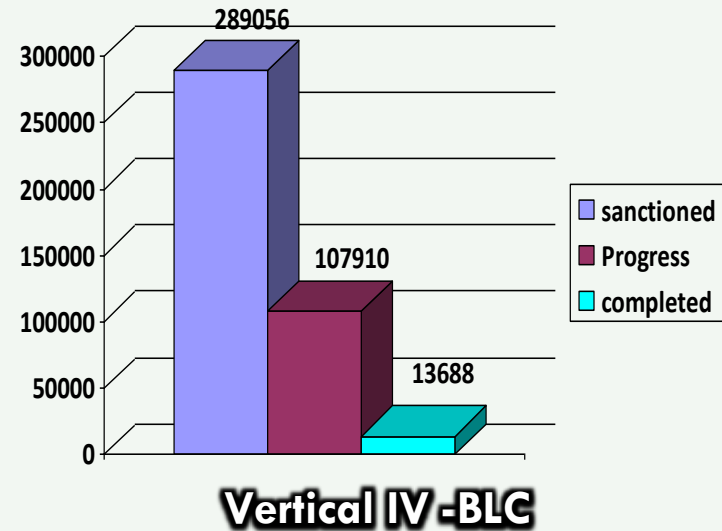
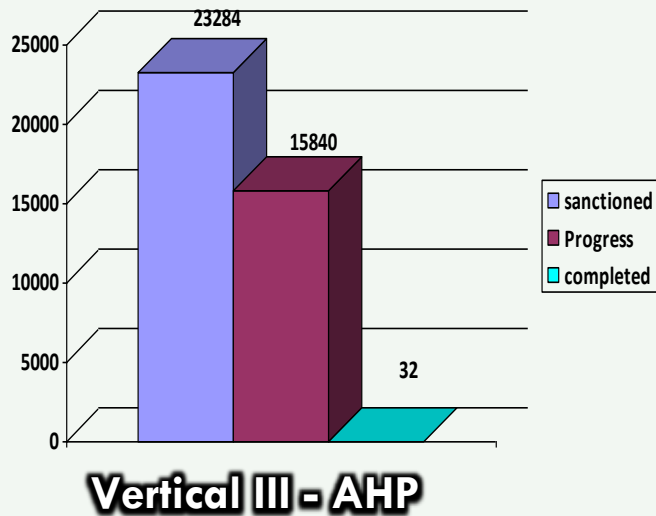


PROGRESS OF PROJECTS



Verticals	Houses Approved	Tendered	Work order Issued	Grounded/In Progress				Completed
				Foundation	Lintel	Roof	Total	
AHP	23,284	288	15,872	8,272	-	7,568	15,840	32
BLC (New)	2,89,056	-	1,24,160	88,673	6,797	12,440	1,07,910	13,688
Total	3,12,340	288	1,40,032	96,945	6,797	20,008	1,23,750	13,720
CLSS	No. of loan sanctioned		1876					

Total Expenditure so far incurred Rs. 845.75 Cr (AHP – 312.00 Cr & BLC – 533.75 Cr)



ISSUES FOR COMMENCEMENT OF PROJECTS

- **1. Out of 23284 units sanctioned under AHP, 15840 units are under various stages of progress and the official formalities like Technical Scrutiny & tendering are in process for the remaining units which will be completed and commenced soon.**

- **2. Out of 2, 89,056 units sanctioned under BLC, 13,688 units have been completed and 1,07,910 are under various stages of progress. 64,192 units were sanctioned during the 22nd CSMC meeting for which issuing work orders is in process. The works will be commenced soon.**

- **3. The financial difficulties among the poor beneficiaries under BLC to invest initially is a major issue for the commencement of houses under BLC. Loan arrangements are being made with the banks.**

Details of AHP Projects

Sl. No.	Name of the City	Name of the project	No. of units	In Progress	Completed
1.	Coimbatore	Kovaipudur	672	672	-
2.	Tiruppur	Veerapandi	1280	1280	-
3.	Erode	Muthampalayam – Bharathi Nagar	256	256	-
4.	Salem	Kottagoundampatty	292	292	-
5.	Vellore	Kulavaimedu	192	192	-
6.	Vellore	Dhobikana	224	224	-
7.	Chennai	Nagooranthottam	32		32
8.	Madurai	Poonga Nagar	76	79	-
9.	Chennai	Indira Gandhi Kuppam & Dhobikana	256	256	-
10.	Chennai	Thailavaram	480	480	-
11.	Chennai	Kesavapillai Park	864		-
12.	Coimbatore	Thiruvika Nagar & Kallamedu	356	256	-
13.	Namakkal	Nagarajapuram & LBS Phase III & IV	1392	1392	-
14.	Trichy	Vannarapettai (Dobi Colony)	384	384	-

... Contd

Details of AHP Projects

Sl. No.	Name of the City	Name of the project	No. of units	In Progress	Completed
15.	Trichy	Nagamangalam – MGR Nagar	512	512	-
16.	Pudukkottai	Narimedu	1920	1920	-
17.	Nagapattinam	Samabathottam	336	336	-
18.	Thanjavur	Pillayarpati Phase – III	256	256	-
19.	Erode	Bhavani Road Phase I	448	448	-
20.	Ramanathapuram	Pattinamkhathan	256	256	-
21.	Erode	Periyar Nagar, Perumpallam Odai and Karungapalayam	1072	1072	-
22.	Chennai	Manali New Town	288	-	-
23.	Tiruppur	Thirukumaran Nagar, Bharathi Nagar, Jaya Nagar	1792	1792	-
24.	Ariyalur	Kurumbanchavadi	288	288	-
25.	Kancheepuram	Kilkathirpur	2112	2112	-
26.	Chennai	Manali New Town Phase II	2992	-	-
27.	Madurai	Rajakkur Phase II	1088	1088	-

Details of AHP Projects

Sl. No.	Name of the City	Name of the project	No. of units	In Progress	Completed
28.	Chennai	North Giriappa Road	140	-	-
29.	Pattukottai	Maharaja Samudram	336	-	-
30.	Manaparai	Poigaipatti	96	-	-
31.	Trichy	Jailpettai –Phase -II	64	-	-
32.	Ketti TP	Prakashapuram	172	-	-
33.	Anjugrammam	Paraikankal Colony	480	-	-
34.	Perambalur	Dhoraimangalam	504	-	-
35.	Udumalaipet	JJ Nagar	320	-	-
36.	Cuddalore	Panagattu Colony	240	-	-
37.	Thirukkattupalli TP	Koodananal	240	-	-
38.	Pudukkottai	Annavasal	192	-	-
39.	Karur	Sanappiratty	192	-	-
40.	Illuppur TP	Idayapatty	96	-	-
41.	Illuppur TP	Ennai Phase II	96	-	-
Total			23284	15840	32

AHP Projects

KOVAI PUDUR and THIRU VI KA NAGAR- COIMBATORE



AHP Projects

INDIRA GANDHI KUPPAM - CHENNAI



KOTTAGOUNDAMPATTY – SALEM



VELLAKUTTAI



NAGARAJAPURAM - NAMAKKAL



LAND BANK SCHEME- PHASE - III - NAMAKKAL



LAND BANK SCHEME- PHASE - IV - NAMAKKAL



Nagamangalam MGR Nagar - Tiruchirappalli



Samba Thottam - Nagappattinam



336 Tenements Scheme at Sambathottam in Nagapattinam Municipality



TNSCB- TIRCHY DIVISON

336 Tenements Scheme at Sambathottam in Nagapattinam Municipality



336 Tenements Scheme at Sambathottam in Nagapattinam Municipality


Pillaiyarpatti Phase III - Thanjavur



NAGOORAN THOTTAM - CHENNAI



BLC Projects Chennai



BLC Projects Chennai



BLC Projects Chennai



BLC Projects Nagercoil



BLC Projects

Andipatti Town Panchayat -Theni



BLC Projects Salem



BLC Projects Tirunelveli



BLC Projects Tirunelveli



BLC Projects

Jayankondam – Ariyalur District



UCs Submitted for Release of 2nd installment

(Rs. In Lakhs)

Sl. No	Vertical	No of Projects	No. of units	Project cost	Gol Grant	Gol 1st installment Released	2 nd Installment		
							Sanctioned	To be sanctioned	To be Released
1	AHP	15	6612	52212.92	9918.00	3967.20	2860.80	1106.40	2860.80
2.	BLC	167	16642	39248.20	24963.00	9985.20	6000.00	3985.20	6000.00
Total		182	23254	91461.12	34881.00	13952.40	8860.80	5091.60	8860.80

- Under AHP, **32 units** completed and **3792 units** nearing completion .
- Under BLC , **5746 units** fully completed and **3430 units** nearing completion

UCs submitted for release of 2nd installment

(Rs. In Lakhs)

AHP Projects

Sl. No	City	Name of the Scheme	CSMC meeting	No. of units	Project cost	Gol Grant	Gol 40 % 1st installment Released	2 nd Instalment		
								Sanctioned	To be sanctioned	To be Released
1	Coimbatore	Kovaipudur	3rd / 08.12.15	672	5641.02	1008.00	403.20	403.20		403.20
2	Tiruppur	Veerapandi		1280	9611.42	1920.00	768.00	768.00		768.00
3	Salem	Kottagoundanpatti		292	2494.47	438.00	175.20		175.20	
4	Vellore	Kulavaivedu		192	1590.23	288.00	115.20	115.20		115.20
5	Erode	Muthampalayam Bharathi Nagar		256	2127.07	384.00	153.60	153.60		153.60
6	Chennai	Nagooran Thottam	4th / 21.12.15	32	256.00	48.00	19.20	19.20		19.20
7	Madurai	Poonga Nagar		76	502.00	114.00	45.60	45.60		45.60
8	Coimbatore	Thiru Vi Ka Nagar	5th / 25.01.16	356	2851.40	534.00	213.60	213.60		213.60
9	Chennai	Indiragandhikuppam & Dhobikana		256	2112.00	384.00	153.60		153.60	
10	Namakkal	Nagarajapuram & LBS Phase III & IV		1392	11116.48	2088.00	835.20	835.20		835.20
11	Trichy	Nagamangalam MGR Nagar		512	3701.35	768.00	307.20	307.20		307.20
12	Ramanathapuram	Pattinamkathan	9th / 26.05.16	256	2112.00	384.00	153.60		153.60	
13	Nagapattinam	Sambathottam	5th / 25.01.16	336	2602.36	504.00	201.60		201.60	
14	Thanjavur	Pillaiyarpatti Phase III		256	1948.35	384.00	153.60		153.60	
15	Erode	Bhavani Road Phase I		448	3546.77	672.00	268.80		268.80	
Total (AHP)				6612	52212.92	9918.00	3967.20	2860.80	1106.40	2860.80

UCs submitted for release of 2nd installment

BLC Projects

(Rs. Lakhs)

Sl. No	City	Name of the Scheme	CSMC meeting	No. of units	Project cost	Gol Grant	Gol 40 % 1st installment Released	2 nd Instalment		
								Sanctioned	To be sanctioned	To be Released
13	Erode	Kamaraj Nagar	4th / 21.12.15	155	325.50	232.50	93.00		93.00	
14	Chennai, Coimbatore, Dindigul, Madurai, Salem, Trichy, Thoothukudi & Tirunelveli	9 projects	4th / 21.12.15	6487	13622.70	9730.50	3892.20		3892.20	
15	157 Town Panchayats	157 projects	5th / 25.01.16	10000	25300.00	15000.00	6000.00	6000.00		6000.00
Total (BLC)				16642	39248.20	24963.00	9985.20	6000.00	3985.20	6000.00
Grand Total (AHP + BLC)				23254	91461.12	34881.00	13952.40	8860.80	5091.60	8860.80

PROGRESS OF VERTICAL –II (CLSS)



Indicators	Current Status (No.)
■ Total Demand of CLSS	As per Survey - 1,47,185 Through CSC - 1,29,913 Through Online - 30,004 } 3,07,102
■ Total no of Loans Sanctioned	1876 (NHB – 1865 , HUDCO - 11)
■ Loan Amount	Rs. 181.03 Cr
■ Disbursed Amount	Rs. 139.65 Cr
■ Subsidy Amount	Rs. 28.31 Cr

BRIEF OF PROJECT PROPOSALS



(Rs. Lakhs)

Verticals	AHP	BLC (New)	Total
No. of Projects	8	35	43
No. of DUs	3,813	11,561	15374
Project Cost	34927.97	34815.45	69743.42
Central Share	5719.50	17341.50	23061.00
State Share	24822.00	6936.60	31758.60
Beneficiary Share	1944.00	10537.35	12481.35

(Rs. Lakhs)

Verticals	Unit Cost	Central Share	State Share	Beneficiary Share /Cross Subsidy	Completion Time
AHP	8.18 to 13	1.50	6.00	0.68 to 5.50	2 years
BLC	3.00	1.50	0.60	0.90	1 years

BRIEF OF PROJECT PROPOSALS



Checklist	Status (Y/N)
▪Layout plan(as per NBC norms) Attached	Yes
▪SLAC/SLSMC approval/Minutes submitted	Yes
▪Land title status (encumbrance free)	Yes
▪Beneficiary list (BLC) submitted	Yes
▪No. of Beneficiaries with Aadhar ID	98%
▪No. of Beneficiaries with other Unique ID	2%
▪No. of Aadhar seeded Bank accounts	Yet to be ascertained
▪Status of physical & social infrastructure	Already existing in BLC projects and are proposed in AHP projects.
▪Implementation plan/Completion period	12 months for BLC, 2 years for AHP
▪Beneficiary consent sought	Yes

AHP PROJECTS PROPOSED IN 24TH CSMC

CHENNAI

- (MOOLAKUTHALAM)

SALEM

- ALAMPALYAM TP (SATHYA NAGAR)
- VALAPADI TP (PUDHUPALAYAM)

COIMBATORE

- COIMBATORE (MECRICAR ROAD)
- COIMBATORE (SOUTH OF PERUR)

TIRUPPUR

- AVINASHI TP (SOLAI NAGAR)

ERODE

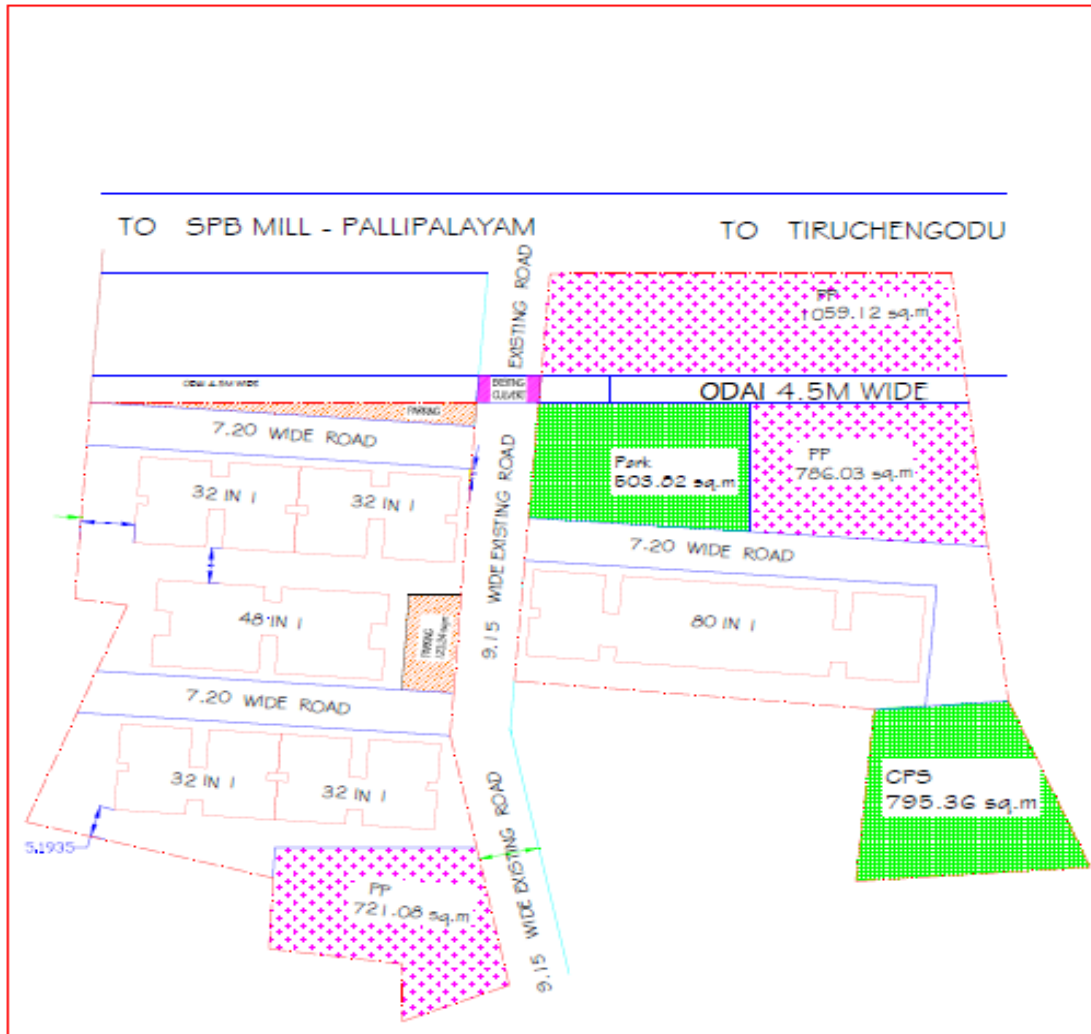
- GOPICHETTIPALAYAM (ALUKULI)
- CHTHIODE (NALLAGOUNDAMPALAYAM)

MOOLAKOTHALAM IN CHENNAI



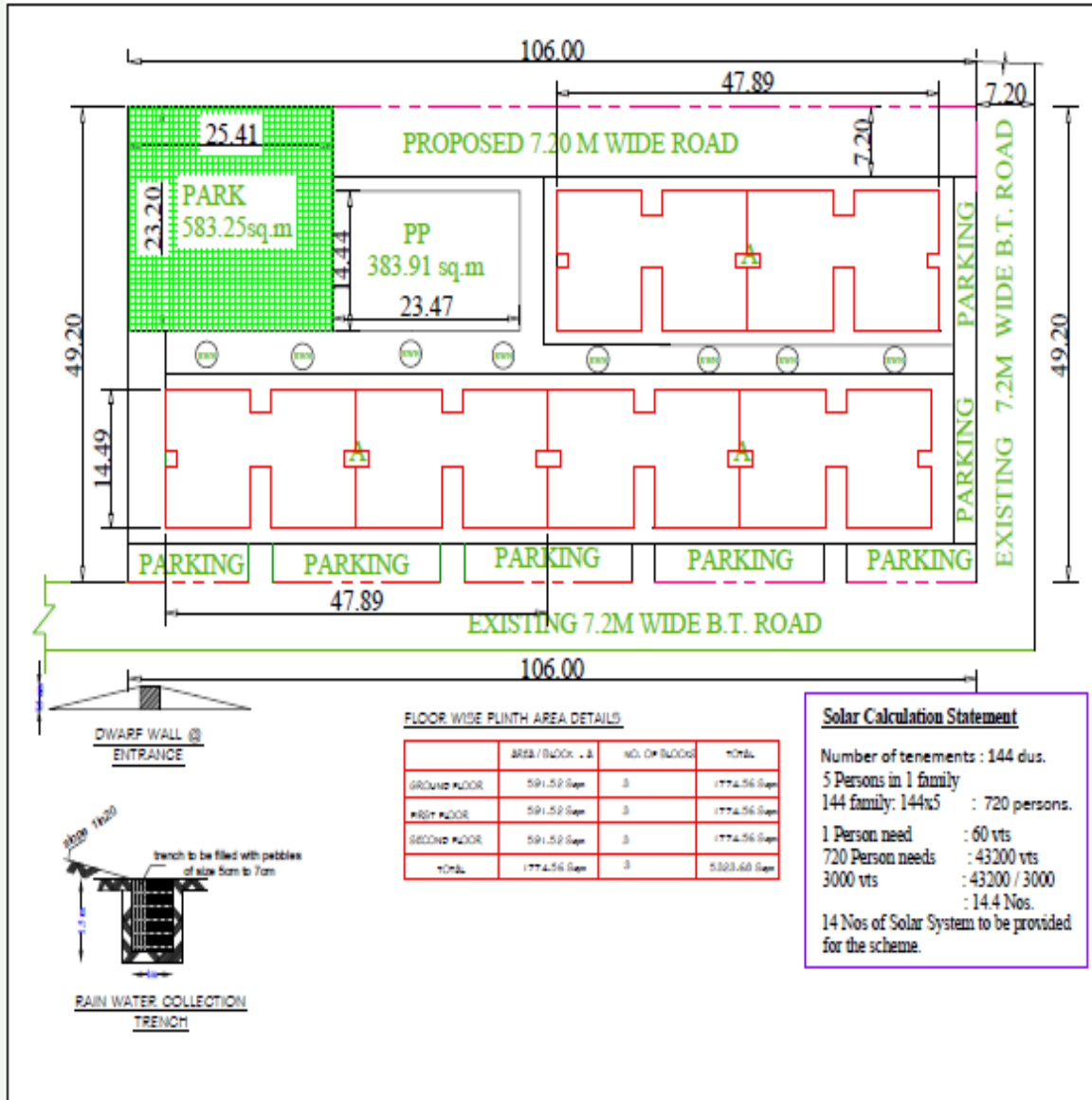
Particulars	Description
No of Tenements	648 (G+9)
Total Project Cost	Rs.84.24 Cr
GoI Share	Rs. 9.72 Cr
GoTN Share	Rs.38.88 Cr
Implementing Agency Share	Rs.19.44 Cr
Beneficiary Share	Rs.16.20 Cr
Plinth Area/unit	30.34 Sq.m
Unit Cost	Rs.13.00 Lakhs

SATHYA NAGAR IN ALAMPALAYAM TP



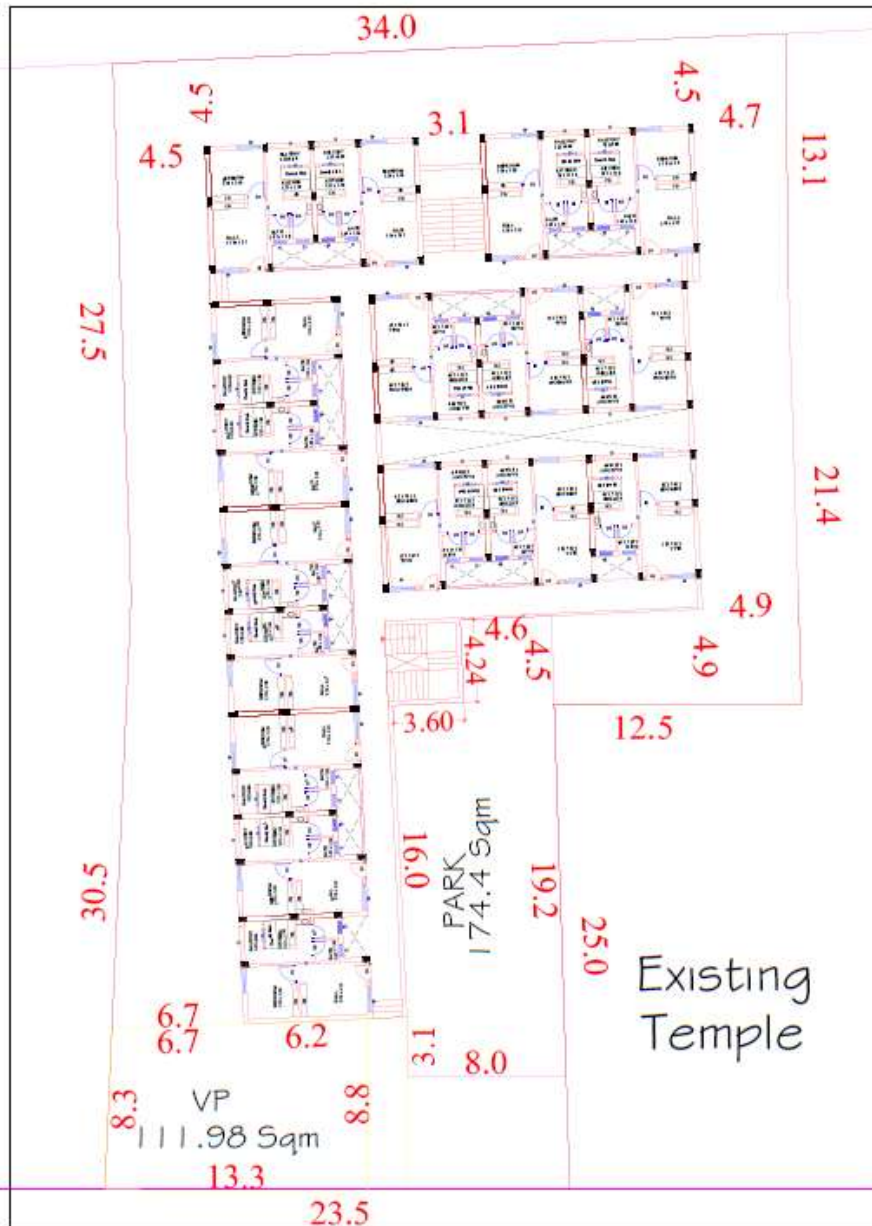
Particulars	Description
No of Tenements	256 (G+3)
Total Project Cost	Rs.22.97 Cr
Gol Share	Rs.3.84 Cr
GoTN Share	Rs.15.36 Cr
Beneficiary Share	Rs.3.77 Cr
Plinth Area/unit	31.95 Sq.m
Unit Cost	Rs.8.97 Lakhs

PUDHUPALAYAM IN VALAPADI TP



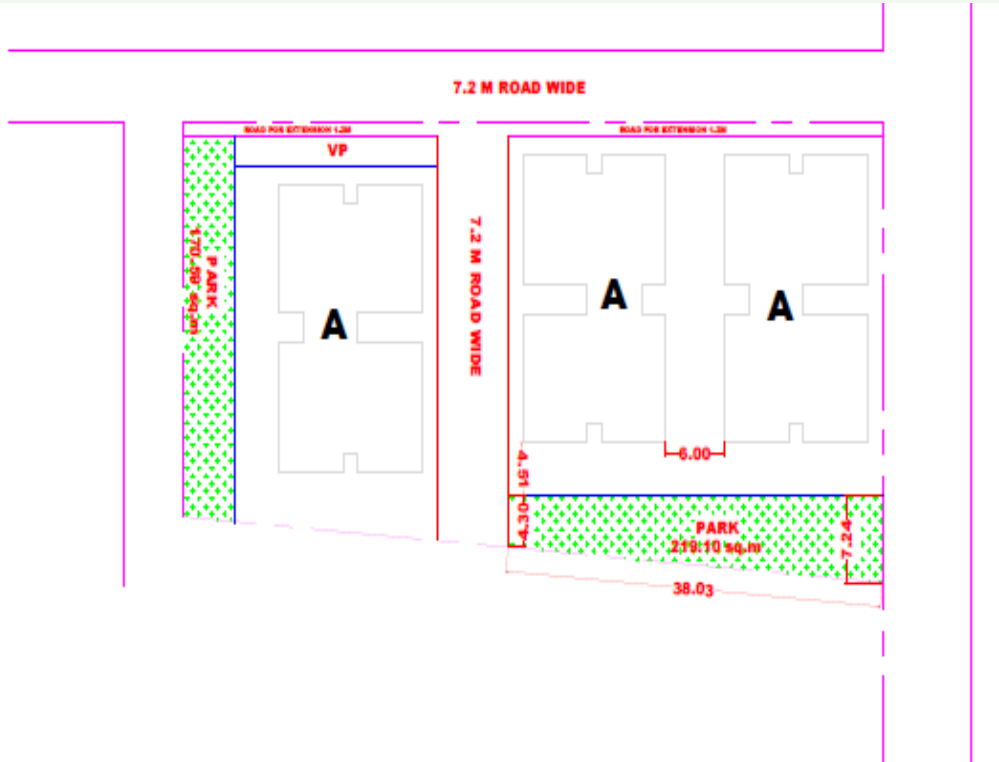
Particulars	Description
No of Tenements	42 (G+2)
Total Project Cost	Rs.12.61 Cr
Gov Share	Rs.2.16 Cr
GoTN Share	Rs.8.64 Cr
Beneficiary Share	Rs.1.815 Cr
Plinth Area/unit	36.88 Sq.m
Unit Cost	Rs.8.76 Lakhs

MECRICAR ROAD IN COIMBATORE



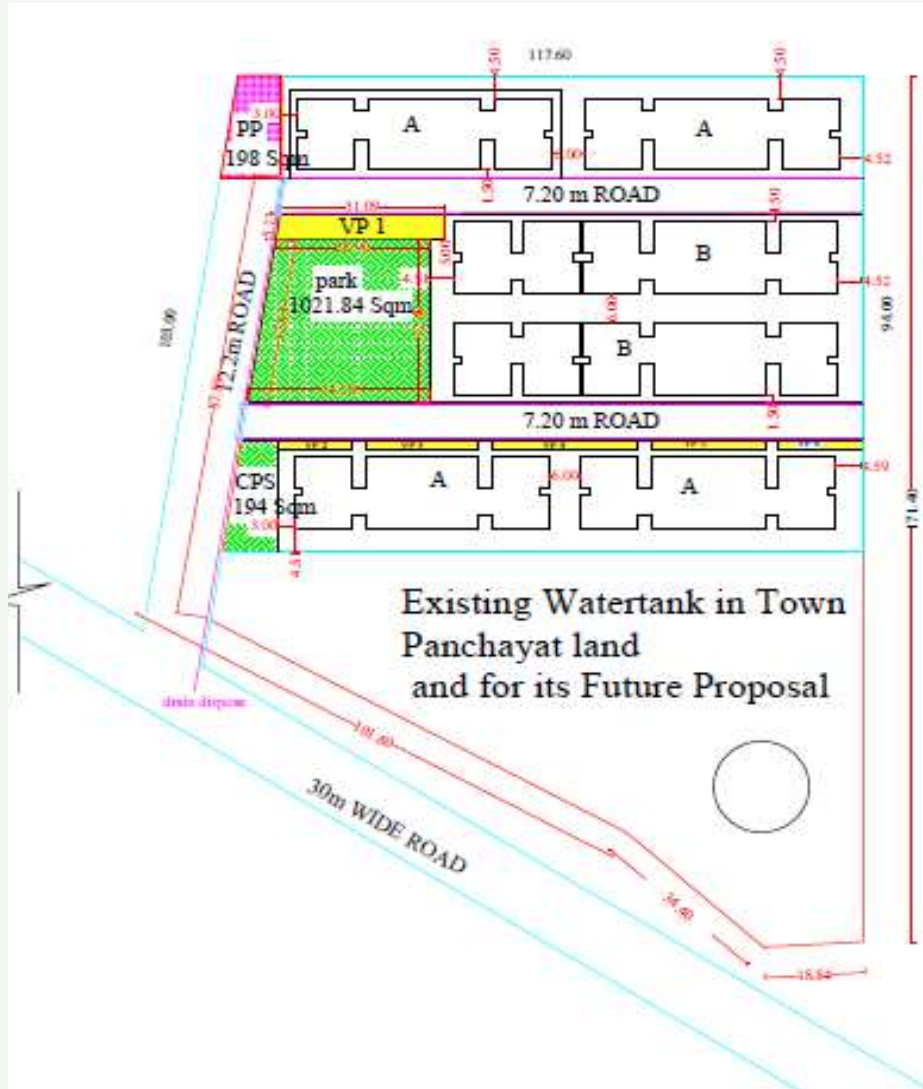
Particulars	Description
No of Tenements	85 (G+4)
Total Project Cost	Rs.7.97 Cr
Gol Share	Rs.1.27 Cr
GoTN Share	Rs.4.25 Cr
Beneficiary Share	Rs.2.45 Cr
Plinth Area/unit	37.47 Sq.m
Unit Cost	Rs.9.383 Lakhs

SOUTH OF PERUR IN COIMBATORE



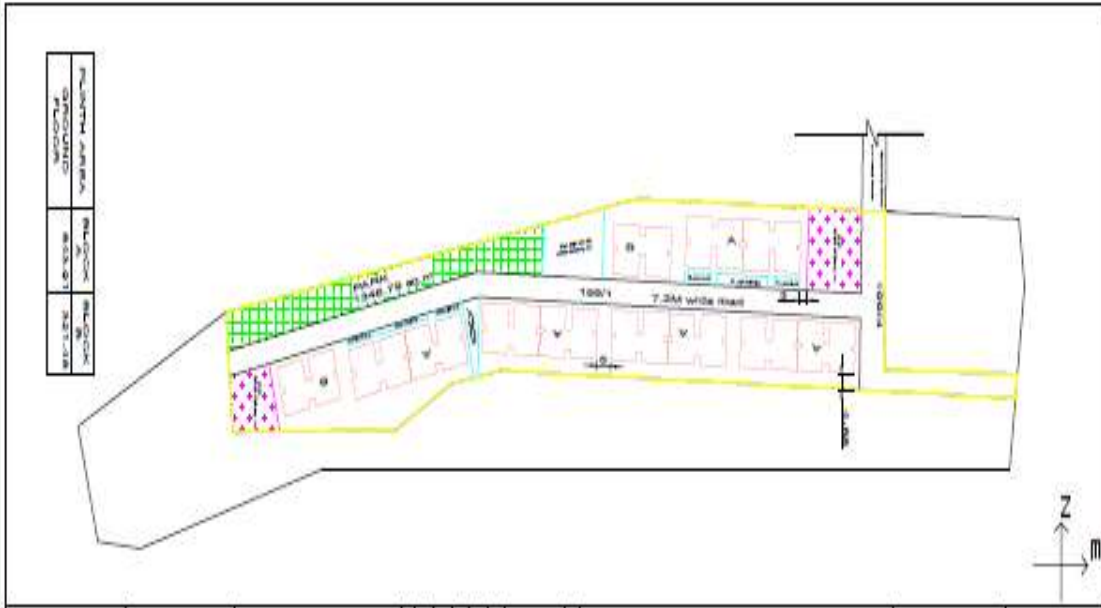
Particulars	Description
No of Proposed Tenements	120
Total Project Cost	Rs.11.07 Cr
Gov Share	Rs.1.80 Cr
GoTN Share	Rs.6.00 Cr
Beneficiary Share	Rs.3.27 Cr
Plinth Area/unit	37.29 Sq.m
Unit Cost	Rs.9.23 Lakhs

SOLAI NAGAR IN AVINASHI TP



Particulars	Description
No of Proposed Tenements	448 (G+3)
Total Project Cost	Rs.37.56 Cr
Govt Share	Rs.6.72 Cr
GoTN Share	Rs.22.40 Cr
Beneficiary Share	Rs.8.44 Cr
Plinth Area/unit	36.97 Sq.m
Unit Cost	Rs.8.385 Lakhs

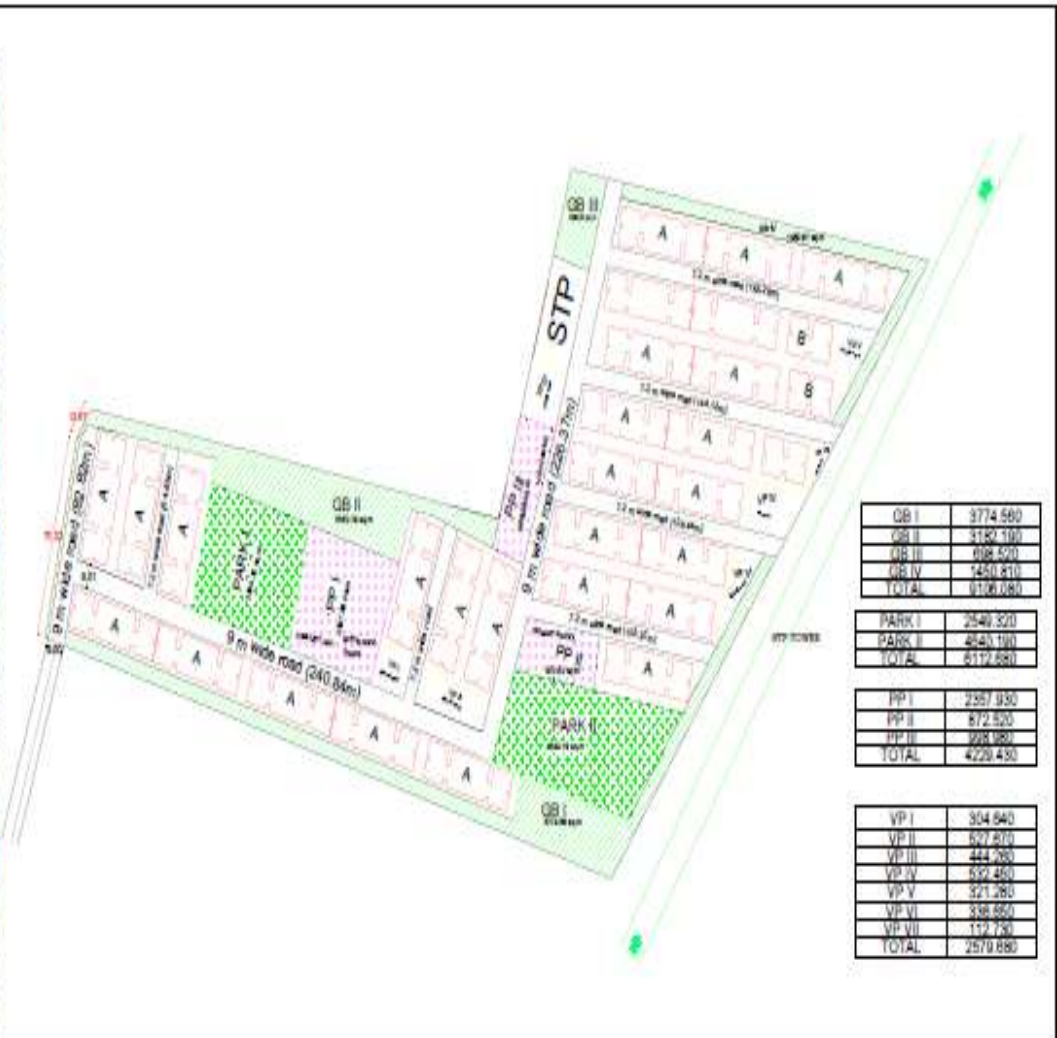
ALUKULI IN GOPICHETTIPALAYAM



Particulars	Description
No of Proposed Tenements	288 (G+3)
Total Project Cost	Rs.26.86 Cr
GoI Share	Rs.4.32 Cr
GoTN Share	Rs.19.66 Cr
Beneficiary Share	Rs.2.88 Cr
Plinth Area/unit	36.88 Sq.m
Unit Cost	Rs.9.328 Lakhs

NALLAGOUNDAMPALAYAM IN CHITHODE TP

PRODUCED BY AN AUTODESK EDUCATIONAL PRODUCT



Particulars	Description
No of Proposed Tenements	1824 (S+3)
Total Project Cost	Rs.112.86 Cr
Gol Share	Rs.27.36 Cr
GoTN Share	Rs.125.05 Cr
Beneficiary Share	Rs.11.28 Cr
Plinth Area/unit	37.13 Sq.m
Unit Cost	Rs.8.97 Lakhs

State Initiatives to promote Affordable Housing Project using Alternate Technologies

- TNSCB has constructed 960 EWS units (G+7 floors) adopting Pre-Fab technology at Vyasarpadi, Chennai at a project cost of Rs.112.00 Cr. Under state scheme.
- Tenders called for construction of 2112 EWS houses (G+3) at Kilkathirpur in Kancheepuram under PMAY-HFA on Technology Neutral basis.
- The BMTPC agreed to execute the demonstration projects for construction of 42 tenements using GFRG (Glass fiber reinforced Gypsum) technology at Thailavaram in Chennai.

Pre Fabricated structure at Vyasarpadi, Chennai.
(G+ 7 storey) 960 EWS units, Project cost : Rs.112.00 Cr.,



Pre-fabricated at Moorthing Street, Chennai



Pre – Fabricated Structure at Moorthingar Street ,Chennai





□ IEC Activities

- Zonal level & District level awareness, consultative & review meetings by the Hon'ble State Minister for Housing conducted
- Professional Training imparted to the newly recruited Engineering professionals
- Frequent interaction with media undertaken
- Pamphlets distributed, flex banners displayed, information clips broadcast in local channels
- Success stories of beneficiaries collected
- Workshops conducted, field visits to other states planned
- Workshop on issues related to different modules for developing Affordable Housing Schemes.

□ Review of Flagship schemes by the Honble Union Minister for Urban Development, Housing and Urban Poverty Alleviation & Information and Broadcasting



Hon'ble Chief Minister issues appointment orders to the Newly Recruited Engineering Specialists under HFA

59



மாண்புமிகு தமிழ்நாடு முதலமைச்சர் திரு. எடப்பாடி கே பழனிச்சாமி அவர்கள் இன்று (26.4.2017) தலைமைச் செயலகத்தில், தமிழ்நாடு குடிசைப்பகுதி மாற்று வாரியத்தில் உதவிப் பொறியாளர் மற்றும் இளநிலைப் பொறியாளர் பணியிடங்களுக்கு தேர்வானவர்களுக்கு பணி நியமன ஆணைகளை வழங்கினார்கள்.

Hon'ble Minister for Housing & Urban Development reviews the progress under HFA



At Thiruchirappalli

At Coimbatore



Hon'ble Minister for Housing & Urban Development reviews the progress under HFA



At Nagercoil

At Thoothukudi



Hon'ble Minister Inspects the projects



  **Government of Tamil Nadu**
Housing & Urban Development Department  

State Level Workshop on
PRADHAN MANTRI AWAS YOJANA - (PMAY)
HOUSING FOR ALL (URBAN)
18th November, 2016 at Chennai

 **Tamil Nadu Slum Clearance Board**
State Level Nodal Agency

Banner - Courtesy : TNSCB - Building Centre, Chennai - 88.



Hon'ble Chief Minister of Tamil Nadu reviews the progress under HFA on 06.06.2017



Hon'ble Chief Minister of Tamil Nadu inaugurated Nagooran Thottam –AHP scheme under HFA



PMAY – MIS Training for DTP Officials





THANK YOU