

# 44<sup>th</sup> Central Sanctioning & Monitoring Committee (CSMC)



## Pradhan Mantri Awas Yojana (U)

Friday 28<sup>th</sup> June, 2019



**Presented by:**

Mr. Lochan Sehra, I.A.S.


Secretary (Housing),

Urban Development & Urban Housing Department

Government of Gujarat

# Demand - Roadmap as per HFAPoA

“ Total 7,64,926 Demand received under PMAY(U) by 2022

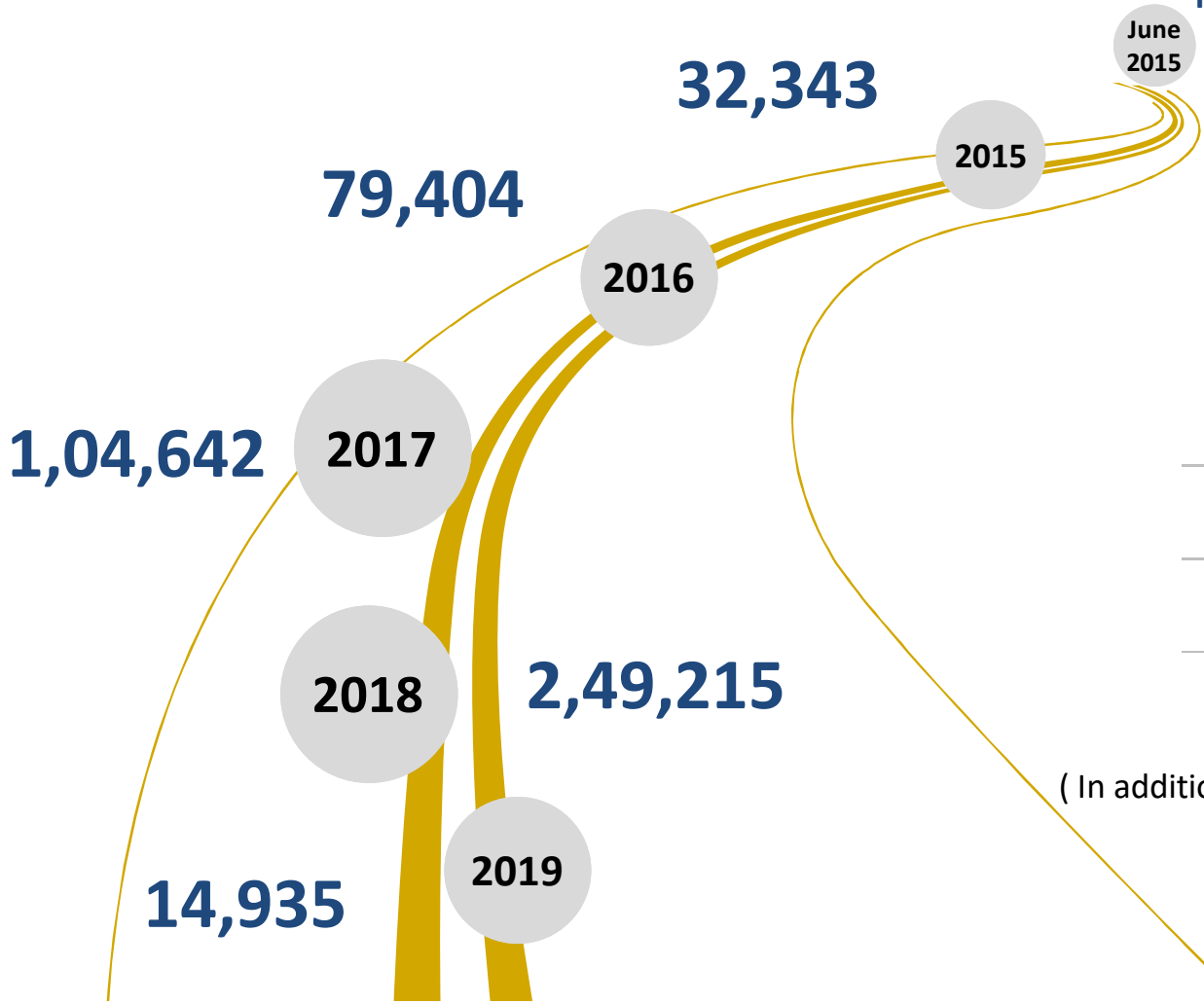


AHP	3,36,275
BLC	1,13,710
CLSS	3,14,941

# Roadmap of Achievement

“ Total **4,80,539** Houses approved under PMAY(U) under 4 vertical

Scheme launched by Hon'ble Prime Minister

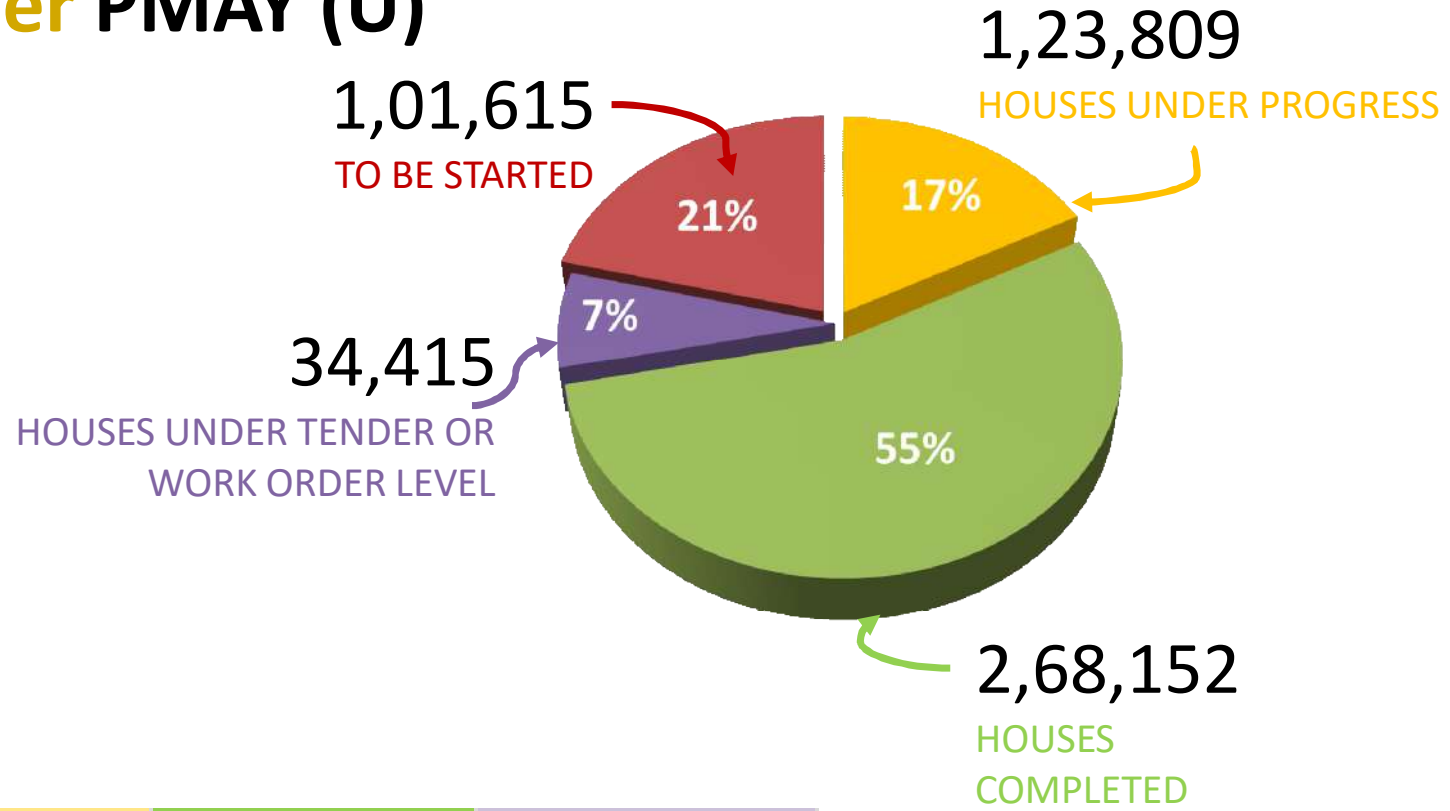


<b>AHP</b>	<b>1,83,592</b>
<b>ISSR</b>	<b>56,126</b>
<b>BLC</b>	<b>61,815</b>
<b>CLSS</b>	<b>1,79,006</b>

( In addition **13,724** DUs put up for approval today.)

# Overall Progress under PMAY (U)

“ Total 4,81,134 Houses approved



Component	No. of DUs	Under Progress	Completed	Tender or Work order Level
AHP	1,83,592	61,753	70,602	18,278
ISSR	56,126	26,932	2,976	16,137
BLC	61,815	35,124	14,973	-
CLSS	1,79,601	-	1,79,601	-
<b>Total</b>	<b>4,81,134</b>	<b>1,23,809</b>	<b>2,68,152</b>	<b>34,415</b>

# Photographs : AHP Surat Municipal Corporation



No. of DUs : 208  
Location Name : Parvat-Magob  
TP /FP No.: 19/112



# Photographs : AHP Jamnagar Municipal Corporation



No. of DUs : 576

Location Name : Saru-Section / Lalwadi

TP /FP No.: 1/88,96



# Photographs : AHP Vadodara Urban Development Authority



No. of DUs : 520  
Location Name : Sewasi-Vemali  
TP /FP No.: 1/109,119




# Photographs : BLC





# Photographs : BLC

Kalavad





# Photographs : BLC



Kalavad



# Photographs : BLC



Kalavad



# Photographs : BLC -Modasa






# Photographs : BLC - Balasinor






# Photographs : BLC - Balasinor





# Photographs : BLC - Balasinor



# New Project Proposal Brief

(Rs. in Cr.)

Vertical	AHP	BLC	Total
No. of Projects	17	58	75
No. of DUs	7058	6666	13724
Project Cost	686.48	277.21	963.68
Central Share	105.87	99.99	205.86
State Share	105.87	137.35	243.22
ULB Share	47.40	0.00	47.40
Beneficiary Share	356.99	39.86	396.85
Gol 1 <sup>st</sup> Installment	42.34	39.99	82.33

(Rs. in Lakhs)

Verticals	Per Unit Cost	Central Share	State Share	ULB Share	Benef. Share	Completion Time (Months)
AHP	6.00 to 8.5	1.5	1.5	0.00 to 0.75	3.00 to 5.5	12 to 24
BLC	4.0 to 4.5	1.5	2.0	0.00	0.50 to 1.00	12 months



# New Project Proposal Brief

Checklist	Status (Y/N)
Layout plan(as per NBC norms) Attached	YES
SLAC/SLSMC approval/Minutes submitted	YES
Land title status (encumbrance free)	YES
Entries of Annexure 7A,7B &7C	75
Beneficiary list (BLC) submitted	YES
Status of physical & social infrastructure	Near availability vicinity
Implementation plan/Completion period	YES
Beneficiary consent sought	YES

# Affordable Housing in Partnership Projects (AHP)

Details>>

(Rs. in Cr.)

Sr.	City	Implementing Agency	Category	No. of Project	No. of DUs	Project Cost	Gol Share	GoG Share	Gol 1 <sup>st</sup> Installment @ 40%
1	Gandhinagar	GUDA	EWS-2	02	792	80.27	11.88	11.88	4.75
2	Rajkot	RMC	EWS-1 & 2	03	2,304	216.81	34.56	34.56	13.82
3	Surat	SMC	EWS-2	03	2,170	204.45	32.55	32.55	13.02
4	Vadodara	VUDA	EWS-2	09	1,792	184.94	26.88	26.88	10.75
<b>Total</b>				<b>17</b>	<b>7,058</b>	<b>686.48</b>	<b>105.87</b>	<b>105.87</b>	<b>42.34</b>



# Beneficiary Led- Construction (BLC) Projects

[Details>>](#)

(Rs. in Cr.)

No. of Projects	No. of Cities	No. of DUs	Project Cost	Gol Share	GoG Share	Gol 1 <sup>st</sup> Installment @ 40%
58	56	6666	277.21	99.99	137.35	39.99

# DPR of Rajkot City for Execution of Light House Project

- As instructed by the Ministry of Housing and Urban Affairs, New Delhi vide D.O. No. N-.11019/6/2019-HFA-V-UD (FTS-9059052) dated 15<sup>th</sup> May 2019, Detail Project Report (DPR) for Request for Proposal (RFP) to be submitted for execution of the project.
- RMC is submitted DPR with following details:

Final Land Details			DUs Category	DUs Proposed
TP	FP	FP area Sq.M.		
32	63/10	39,500.00	EWS-II (40 Sq.M.)	1144

- DPR has been submitted to MoHUA, New Delhi vide letter no. **AHM/Circular-GHTC/SLSMC/2018-19/304** dated **23<sup>rd</sup> May. 2019** for appraisal.



## Revised Project of Affordable Housing in Partnership (AHP)

No.	City	No. of DUs Sanctioned Originally	Revision of DUs	DUs After Revision	Reason
1	Bhavnagar –BMC	2449	2489	+ 40	Due to Revision of Planning. (Proposal was requested for 36 <sup>th</sup> and 43 <sup>rd</sup> CSMC)
2	Jamnagar-JMC	240	272	+ 32	
3	Rajkot-RUDA	1022	756	- 266	Curtailment of DUs due to revision of planning
<b>Total</b>		<b>3711</b>	<b>3517</b>	<b>-</b>	

# Revised Project of Beneficiary Led-Construction (BLC)

No.	City	No. of DUs sanctioned originally	Revision of DUs	Curtailment of DU's
1	Mahesana Nagarpalika Phase-I	846	515	- 331
<b>Total</b>		<b>846</b>	<b>515</b>	<b>- 331</b>

## Remarks:

- The projects was prepared as model of BLC in the initial stage and approved from the Ministry
- After that we have prepared the guideline GR for implementing the BLC projects vide AHM/102017/528/Th-1 dated. 11.04.2017
- As per guideline GR, 331 beneficiaries not fulfil their criteria (in submitting documentation) hence, need to curtail from the DPR
- Proposal was requested in 43<sup>rd</sup> CSMC.



# Revised Project of Rajiv Awas Yojana (RAY-Slum)

Proposal was requested in 36<sup>th</sup> and 43<sup>rd</sup> CSMC

No.	City	No. of DUs sanctioned originally	Revision of DUs	Curtailment of DUs	Reason
1	Ahmedabad	1344	1184	- 160	Cost overrun due to Black cotton soil found at the location .
2	Vadodara	498	366	- 132	Due to unavailability of Land and High court matter regarding TP variation.
3	Vadodara	1448	540	- 908	
4	Vadodara	1856	920	- 936	
Total		5146	3010	- 2136	

# Approval of Capacity Building Plan for 2019-20

- Consolidated budget for the Annual Capacity Building Plan for the year-2019-20:

Sr. No.	Activity	Budget (Rs. In Lakh)
1	Preparation of HFAPoA	497.00
2	Establishment of SLTC	75.60
3	Establishment of CLTC	1214.75
4	Trainings and Workshops	73.00
5	Exposure Visits	15.00
6	Documentation / Research	5.00
7	IEC	92.05
8	TPQM	264.00
9	Social Audit	5.50
10	Geo Tagging	100.00
11	Administrative and other Expenses	80.00
<b>Total</b>		<b>2421.90</b>



# UC Pending at Central level for approval & Central Assistance

(Rs. in Cr.)

No.	Scheme	Amount of UCs / Requested Central Assistance	
1	1 <sup>st</sup> Installment	94.46	
2	CLSS (Grant Awaited for <b>32,416</b> submitted claims)	766.90	
3	CLSS (required for <b>30,220</b> pending claims)	720.22	
4	Submitted UCs	RAY	62.02
5		RAY-AHP	1.27
6		PMAY (AHP)	196.54
7		BLC	123.25
8		HFAPoA *	8.42
9		Capacity Building & IEC	0.40
10		CLTC & SLTC	8.34
11		Geo Tagging	0.41
<b>Total</b>		<b>1982.23</b>	

\* We have submitted HFAPoA of all 171 towns of Gujarat but Central Assistance is awaited .

**Thank You**

# Progress of PMAY (U)

Indicators	Current Status (No.)
Cities Approved	171
Demand Survey Completed	Yes
Total Demand (As per Demand Survey)	7,76,033
Demand received through Common Service Centre and Online Application	CSC - 4,61,001 Citizen- <u>1,22,426</u> 5,83,427
Cases accepted/rejected/Pending	2,56,063/1,74,207/1,53,040
Whether HFAPoA Submitted	Yes, Submitted for 171 cities
Whether AIP Submitted	Yes, Submitted for 171 cities
Whether HFAPoA & AIP entered in MIS	No
SLTC/CLTC staffs approved vs. placed	SLTC : 7/10 CLTC : 182/296 (Recruitment under Process)
Target of DUs in 2019-20	1,00,000
State Budgetary Provision for PMAY (U) in 2019-20	Rs. 1120 Cr.



# Interface with MIS

Indicators	Current Status (No.)
Survey entry made (%)	100%
Projects approved:	718
Projects entered (7A/B/C/D)	718
DUs approved under BLC	61,815
Beneficiaries attached	1,11,231
Houses geo-tagged	48,437
Total fund transferred through DBT (Rs. Lakhs)	0.00
National Electronic Funds Transfer (NEFT) (Rs. Lakhs)	0.00
PFMS/ DBT (Rs. Lakhs)	39,812.95
Aadhar Payment Bridge (APB) (Rs. Lakhs)	0.00

# Status of EBR Assistance under PMAY(U)

Sr. No	Scheme	Amount	Central Share Released	Surrender of Rs. 4.28 Cr. of ISSR Project	Unutilized Central Share
1	AHP	413.23	158.04	0	255.19
2	BLC	247.06	119.07	0	127.99
3	ISSR	4.28	0	4.28	0
Total		664.57	277.11	4.28	383.18

**Note :**

Under BLC component State share of Rs. 30,000 released through DBT and Central Assistance will be released as 2<sup>nd</sup> Stage. So, Rs. 127.99 Cr. is pending with State and will be Utilised based on progress Shortly

# Tentative Nominations for Special Awards for Best Practices / Innovation

No.	Category	Tentative Nominate ULB	No.	Category	Tentative Nominate ULB
2	Project Monitoring methods/Tools	State	6	Best AHP Project on Public land	1. Rajkot 2. Surat 3. Ahmedabad
3	Policy Initiatives	State	7	Best AHP Project on Private land	1.Surat 2. Ahmedabad
4	Adoption of innovative construction technology	1. Rajkot 2. Ahmedabad 3. Surat	8	Best ISSR Project	1. Ahmedabad 2. Rajkot 3. Vadodara
5	Community Mobilization Initiatives	1. Ahmedabad 2. Rajkot 3. Vadodara	9	Convergence	1.Rajkot 2. Surat 3. Ahmedabad 4.Vadodara



# Category wise Tentative Awards

Sr. No.	Award	Awards	Tentative Nomination										
1	Best Performing State	03	State										
2	Best Performing Municipal Corporation	03	1. BMC 2. JMC 3. SMC										
3	Best Performing Municipalities (Municipal Council, Nagar Panchayat)	05	1. Songadh 2. Balasinor 3. Bavla										
4	Best House Construction (for 3 Beneficiaries from each of 35 States/UTs)	105	<table border="1"> <tbody> <tr> <td data-bbox="1608 1107 1839 1161">Songadh</td> <td data-bbox="1839 1107 2069 1161">Valsad</td> </tr> <tr> <td data-bbox="1608 1161 1839 1216">Boriavi</td> <td data-bbox="1839 1161 2069 1216">Balasinor</td> </tr> <tr> <td data-bbox="1608 1216 1839 1270">Mansa</td> <td data-bbox="1839 1216 2069 1270">Modasa</td> </tr> <tr> <td data-bbox="1608 1270 1839 1324">Visnagar</td> <td data-bbox="1839 1270 2069 1324">Navsari</td> </tr> <tr> <td data-bbox="1608 1324 1839 1378">Kalavad</td> <td data-bbox="1839 1324 2069 1378">Vadali</td> </tr> </tbody> </table>	Songadh	Valsad	Boriavi	Balasinor	Mansa	Modasa	Visnagar	Navsari	Kalavad	Vadali
Songadh	Valsad												
Boriavi	Balasinor												
Mansa	Modasa												
Visnagar	Navsari												
Kalavad	Vadali												

# Progress under JnNURM Scheme

(Rs. in Cr.)

Sr.	Scheme	No. Of Project	Total Project Cost	No. of Dwelling Units Approved	Work In Progress	Completed	Alloted	Occupied	Unoccupied
1	BSUP	27	2027.6	1,10,296	0	1,10,296	1,10,296	1,09,035	1,261
2	IHSDP	34	332.45	17,539	1,764	15,775	16,185	12,355	3,420
<b>Total</b>		<b>61</b>	<b>2360.05</b>	<b>1,27,835</b>	<b>1,764</b>	<b>1,26,071</b>	<b>1,26,481</b>	<b>1,21,390</b>	<b>4,681</b>

# Unoccupied houses under JnNURM Scheme

Sr. No	City	Houses involved	Houses Under Progress	Houses Un-Occupied	Reasons for un -occupancy
1	Amreli	281		176	<p>“ JnNURM scheme is closed and the other schemes are going on such as RAY and PMAY, under these schemes. Beneficiaries contribution is lesser than JnNURM and under PMAY houses given to slum dwellers without any cost. Also carpet area is increased to 30 sq.m. and higher specification provided under these schemes.</p> <p>” Thus the beneficiaries share and specisifcation is vary under different schemes. So, selected slum dwellers is not ready to pay their contribution and beneficiaries not easily finalised under JnNURM.</p> <p>” Still we are trying and instructed to ULBs to finalise beneficiaries and occupy the houses at the earliest. and the rquired fund may be managed under other State schemes.</p>
2	Ankalv	336	168	168	
3	Dhrangadhra	348		348	
4	Dhahod	480		434	
5	Halvad	828	228	600	
6	Kodinar	512		512	
7	Kutiyana	512	304	208	
8	Mahuva	372	372		
9	Morbi	1008		608	
10	Padara	168		8	
11	Patan	240			
12	Porbandar	2448		1261	
13	Prantij	449		50	
14	Santrampur	272	272		
15	Songadh	560	420		
16	Anand	308		308	
<b>Total</b>		<b>9122</b>	<b>1764</b>	<b>4681</b>	



# Progress under RAY Schemes

(Rs. in Cr.)

Sr.	Scheme	No. Of Project	Total Project Cost	No. of DUs Approved	Work In Progress	Completed	Allotted	Occupied	Unoccupied	Yet to Start/ Dropped
1	RAY- Slum	15	568.8	13,122	3,153	6,909	4,095	3,559	3,350	3,141
2	RAY- AHP	10	1015.98	17,373	458	15,851	16,074	14,704	1,147	1,064
<b>Total</b>		<b>25</b>	<b>1584.78</b>	<b>30,495</b>	<b>3,611</b>	<b>22,760</b>	<b>20,169</b>	<b>18,263</b>	<b>4,497</b>	<b>4,205</b>

# Status of Mandatory Conditions

Mandatory conditions	Current Status
Dispensing the need for separate Non Agricultural (NA) Permission	Achieved
Prepare/amend their Master Plans earmarking land for Affordable Housing	Achieved
Single-window, time bound clearance for layout approval and building permissions	Achieved
Adopt the approach of deemed building permission and layout approval on the basis of pre-approved lay outs and building plans.	Achieved
Amend or legislate existing rent laws on the lines of the Model Tenancy Act.	Under Consideration.
Additional Floor Area Ratio (FAR)/Floor Space Index (FSI)/ Transferable Development Rights (TDR) and relaxed density norms.	Achieved

# Affordable Housing in Partnership (AHP) Projects



(Rs. in Cr.)

Sr.	City	Implementing Agency	Category	No. of DUs	Project Cost	Gol Share	GoG Share	Gol 1 <sup>st</sup> Installment @ 40%
1	Gandhinagar	GUDA	EWS-2	288	30.23	4.32	4.32	1.73
2	Gandhinagar	GUDA	EWS-2	504	50.05	7.56	7.56	3.02
3	Rajkot	RMC	EWS-2	432	47.98	6.48	6.48	2.59
4	Rajkot	RMC	EWS-2	624	62.06	9.36	9.36	3.74
5	Rajkot	RMC	EWS-1	1248	106.77	18.72	18.72	7.49
6	Surat	SMC	EWS-2	330	32.76	4.95	4.95	1.98
7	Surat	SMC	EWS-2	336	29.52	5.04	5.04	2.02
8	Surat	SMC	EWS-2	1504	142.17	22.56	22.56	9.02



# Affordable Housing in Partnership (AHP) Projects



(Rs. in Cr.)

Sr.	City	Implementing Agency	Category	No. of DUs	Project Cost	Gol Share	GoG Share	Gol 1 <sup>st</sup> Installment @ 40%
9	Vadodara	VUDA	EWS-2	84	9.36	1.26	1.26	0.50
10	Vadodara	VUDA	EWS-2	112	11.05	1.68	1.68	0.67
11	Vadodara	VUDA	EWS-2	112	11.29	1.68	1.68	0.67
12	Vadodara	VUDA	EWS-2	112	12.30	1.68	1.68	0.67
13	Vadodara	VUDA	EWS-2	168	17.01	2.52	2.52	1.01
14	Vadodara	VUDA	EWS-2	196	19.47	2.94	2.94	1.18
15	Vadodara	VUDA	EWS-2	224	23.48	3.36	3.36	1.34
16	Vadodara	VUDA	EWS-2	336	35.61	5.04	5.04	2.02
17	Vadodara	VUDA	EWS-2	448	45.37	6.72	6.72	2.69
<b>Total</b>				<b>7058</b>	<b>686.48</b>	<b>105.87</b>	<b>105.87</b>	<b>42.35</b>

# Beneficiary Led-Construction (BLC) Projects



(Rs. in Cr.)

Sr.	City	No. of DUs	Project Cost	Gol Share	GoG Share	Beneficiary Share	Gol 1 <sup>st</sup> Installment @ 40%
1	Idar Nagarpalika Phase-IV	70	3.04	1.05	1.44	0.55	0.42
2	Vadali Nagarpalika Phase-IV	310	13.46	4.65	6.39	2.42	1.86
3	Khedbrahma Nagarpalika Phase-III	100	4.35	1.50	2.06	0.79	0.60
4	Talod Nagarpalika Phase-IV	160	6.98	2.40	3.30	1.29	0.96
5	Modasa Nagarpalika Phase-V	110	4.79	1.65	2.27	0.87	0.66
6	Bayad Nagarpalika Phase-IV	130	5.65	1.95	2.68	1.02	0.78
7	Mahemdavad Nagarpalika Phase-V	90	4.02	1.35	1.85	0.81	0.54
8	Bhabhar Nagarpalika Phase-III	120	5.25	1.80	2.47	0.98	0.72
9	Tharad Nagarpalika Phase-IV	450	19.66	6.75	9.27	3.64	2.70
10	Dhanera Nagarpalika Phase-III	160	6.99	2.40	3.30	1.30	0.96
11	Mahuva Nagarpalika Phase-III	70	3.03	1.05	1.44	0.54	0.42
12	Chotila Nagarpalika Phase-II	70	3.03	1.05	1.44	0.53	0.42
13	Thangadh Nagarpalika Phase-III	140	6.04	2.10	2.88	1.06	0.84
14	Halvad Nagarpalika Phase-II	100	4.34	1.50	2.06	0.78	0.60
15	Keshod Nagarpalika Phase-II	125	5.42	1.88	2.58	0.97	0.75

# Beneficiary Led-Construction (BLC) Projects



(Rs. in Cr.)

Sr.	City	No. of DUs	Project Cost	GoI Share	GoG Share	Beneficiary Share	GoI 1 <sup>st</sup> Installment @ 40%
16	Ahmedabad Municipal Corporation Phase-I	81	3.60	1.22	1.67	0.72	0.48
17	Dhandhuka Nagarpalika Phase-III	114	4.50	1.71	2.35	0.44	0.68
18	Boriyavi Nagarpalika Phase-IV	144	5.73	2.16	2.97	0.61	0.86
19	Rajula Nagarpalika Phase-III	150	5.88	2.25	3.09	0.53	0.90
20	Gandhinagar Urban Development Authority Phase-III	63	2.34	0.95	1.30	0.09	0.37
21	Balasinor Nagarpalika Phase-III	97	3.90	1.46	2.00	0.45	0.58
22	Gandhinagar Municipal Corporation Phase-I	24	0.94	0.36	0.49	0.08	0.14
23	Radhanpur Nagarpalika Phase-II	130	5.13	1.95	2.68	0.50	0.78
24	Jhalod Nagarpalika Phase-III	772	29.91	11.58	15.91	2.42	4.63
25	Kalol Nagarpalika Phase-III	130	5.23	1.95	2.68	0.60	0.78
26	Kutiyana Nagarpalika Phase-III	199	7.93	2.99	4.10	0.84	1.19
27	Kaalol Nagarpalika Phase-IV	54	2.09	0.81	1.11	0.16	0.32
28	Dabhoi Nagarpalika Phase-IV	41	1.58	0.62	0.84	0.13	0.24
29	Karjan Nagarpalika Phase-IV	100	3.87	1.50	2.06	0.31	0.60
30	Savli Nagarpalika Phase-IV	51	1.97	0.77	1.05	0.16	0.30



# Beneficiary Led-Construction (BLC) Projects



(Rs. in Cr.)

Sr.	City	No. of DUs	Project Cost	Gol Share	GoG Share	Beneficiary Share	Gol 1 <sup>st</sup> Installment @ 40%
31	Surat Municipal Corporation Phase-IV	57	2.44	0.86	1.17	0.42	0.34
32	Surat Municipal Corporation Phase-V	56	2.40	0.84	1.15	0.41	0.33
33	Songadh Nagarpalika Phase-V	49	2.23	0.74	1.01	0.48	0.29
34	Botad Nagarpalika Phase-V	155	5.99	2.33	3.19	0.47	0.93
35	Gadhada Nagarpalika Phase-III	81	3.18	1.22	1.67	0.29	0.48
36	Gariadhar Nagarpalika Phase-III	189	7.29	2.84	3.89	0.56	1.13
37	Una Nagarpalika Phase-IV	46	2.17	0.69	0.95	0.53	0.27
38	Dhrol Nagarpalika Phase-IV	115	5.13	1.73	2.37	1.03	0.69
39	Kalavad Nagarpalika Phase-V	66	3.04	0.99	1.36	0.69	0.39
40	Rajkot Municipal Corporation Phase-IX	202	9.35	3.03	4.16	2.16	1.21
41	Jamnagar Municipal Corporation Phase-V	53	2.41	0.80	1.09	0.52	0.31
42	Khambhaliya Nagarpalika Phase-III	66	2.81	0.99	1.36	0.46	0.39
43	Wankaner Nagarpalika Phase-I	202	8.50	3.03	4.16	1.31	1.21
44	Jasdan Nagarpalika Phase-IV	37	1.63	0.56	0.76	0.31	0.22
45	Upleta Nagarpalika Phase-I	39	1.72	0.59	0.80	0.34	0.23

# Beneficiary Led-Construction (BLC) Projects



(Rs. in Cr.)

Sr.	City	No. of DUs	Project Cost	Gol Share	GoG Share	Beneficiary Share	Gol 1 <sup>st</sup> Installment @ 40%
46	Mangrol Nagarpalika Phase-VI	51	2.24	0.77	1.05	0.43	0.30
47	Jetpur Nagarpalika Phase-V	100	4.36	1.50	2.06	0.80	0.60
48	Junagadh Municipal Corporation Phase-IV	85	3.75	1.28	1.75	0.73	0.51
49	Chota Udepur Nagarpalika Phase-V	66	2.54	0.99	1.36	0.19	0.39
50	Navsari Nagarpalika Phase-IX	105	4.18	1.58	2.16	0.44	0.63
51	Ankleshwar Nagarpalika Phase-IV	43	1.73	0.65	0.89	0.19	0.25
52	Lunavada Nagarpalika Phase-V	88	3.42	1.32	1.81	0.28	0.52
53	Santrampur Nagarpalika Phase-VII	84	3.26	1.26	1.73	0.27	0.50
54	Gandevi Nagarpalika Phase-VI	90	3.52	1.35	1.85	0.32	0.54
55	Vijalpor Nagarpalika Phase-VI	40	1.59	0.60	0.82	0.17	0.24
56	Anand Nagarpalika Phase-IV	66	2.57	0.99	1.36	0.22	0.39
57	Kathlal Nagarpalika Phase-III	30	1.15	0.45	0.62	0.09	0.18
58	Anand Nagarpalika Phase-V	50	1.95	0.75	1.03	0.17	0.30
<b>Total</b>		<b>6666</b>	<b>277.20</b>	<b>99.99</b>	<b>137.35</b>	<b>39.86</b>	<b>39.99</b>



# Revised Project of Affordable Housing in Partnership (AHP)

(Rs. in Cr.)

Sr. No	Name of City	Originally Approved Details				Revised Details					
		CSMC No. CSMC Date	No of DUs	Project Cost	GOI Share	Revised No of DUs	Revised Project Cost	Revised GOI Share	Revised GOG Share	Revised Beni. Share	Revised ULB Share
1	Bhavnagar (BMC)	32th 23-03-18	2449	165.97	36.73	2489	176.70	37.33	37.33	74.67	27.36
2	Jamnagar (JMC)	38 <sup>th</sup> 26-09-18	240	19.28	3.60	272	26.46	4.08	4.08	11.36	6.94
3	Rajkot (RUDA)	38 <sup>th</sup> 26-09-18	1022	97.49	15.33	756	92.40	11.34	11.34	41.58	19.72
<b>Total</b>			<b>3711</b>	<b>282.74</b>	<b>55.66</b>	<b>3517</b>	<b>295.56</b>	<b>52.75</b>	<b>52.75</b>	<b>127.61</b>	<b>54.02</b>



# Revised Project of Beneficiary Led-Construction (BLC)

(Rs. in Cr.)

Sr. No	Name of City	Originally Approved Details				Revised Details					
		CSMC No. CSMC Date	No of DUs	Project Cost	GOI Share	Revised No of DUs	Revised Project Cost	Revised GOI Share	Revised GOG Share	Revised Beni. Share	Revised ULB Share
1	Mahesana Nagarpalika Phase-I	15 <sup>th</sup> 22-11-2016	846	36.03	12.69	515	20.26	7.72	10.61	1.92	0.00
Total- A			846	36.03	12.69	515	20.26	7.72	10.61	1.92	0.00





# Revised Project of Rajiv Awas Yojana (RAY-Slum)

(Rs. in Cr.)

Sr. No	Name of City	Originally Approved Details				Revised Details					
		CSMC No. CSMC Date	No of DUs	Project Cost	GOI Share	Revised No of DUs	Revised Project Cost	Revised GOI Share	Revised GOG Share	Revised Beni. Share	Revised ULB Share
1	AMC	4 <sup>th</sup> 12.12.13	1344	59.09	28.19	1184	52.06	24.83	14.81	10.68	1.74
2	VMC	3 <sup>rd</sup> 26.11.13	498	17.60	7.72	366	12.93	5.67	5.11	0.00	2.15
3	VMC	5 <sup>th</sup> 30.12.13	1448	67.74	32.32	540	25.26	12.05	9.11	2.46	1.64
4	VMC	6 <sup>th</sup> 20.01.14	1856	88.91	42.42	920	44.07	21.03	15.90	4.19	2.96
Total			5146	233.34	110.65	3010	134.32	63.58	44.93	17.33	8.49

# Housing for All Plan of Action

- We have already submitted HFAPoA for all 171 Urban Towns of Gujarat
- Out of 171, HFAPoA of 68 cities were not reflected in the submission at MoHUA, As discussed and suggested , we have resubmitted HFAPoA of 68 towns vide letter no. AHM/HFAPoA/2018-19/2644 dated 28th Jan. 2019.
- Please consider the above HFAPoA and reflect in the minutes