

47th Central Sanctioning & Monitoring Committee (CSMC)



Pradhan Mantri Awas Yojana (U)

Wednesday 25th Sept., 2019



Presented by:

Mr. Bhavin Patel


Project Coordinator

Affordable Housing Mission

Government of Gujarat

Demand - Roadmap as per HFAPoA

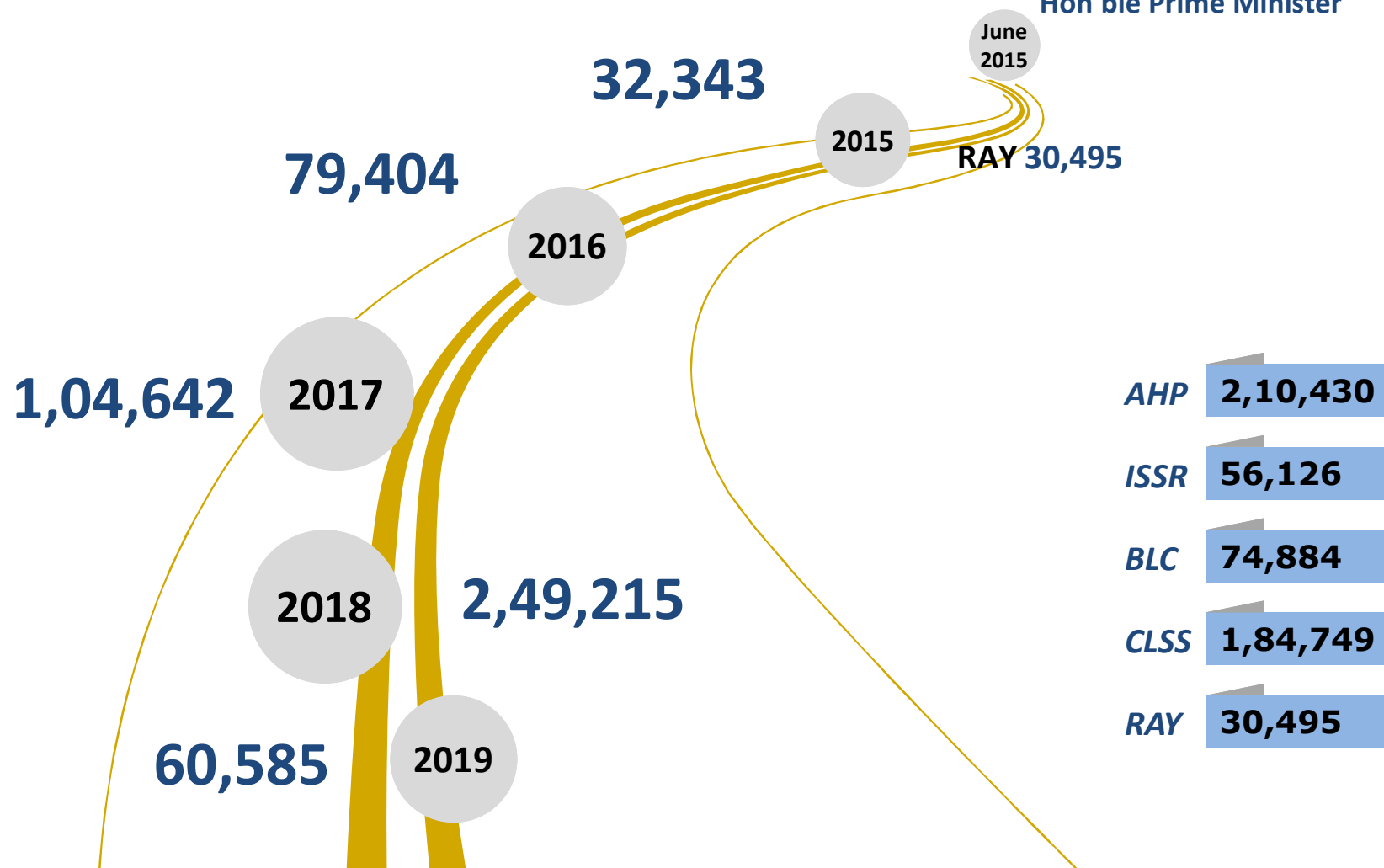
“ Total **7,64,926** Demand received under PMAY(U) by 2022



Roadmap of Achievement

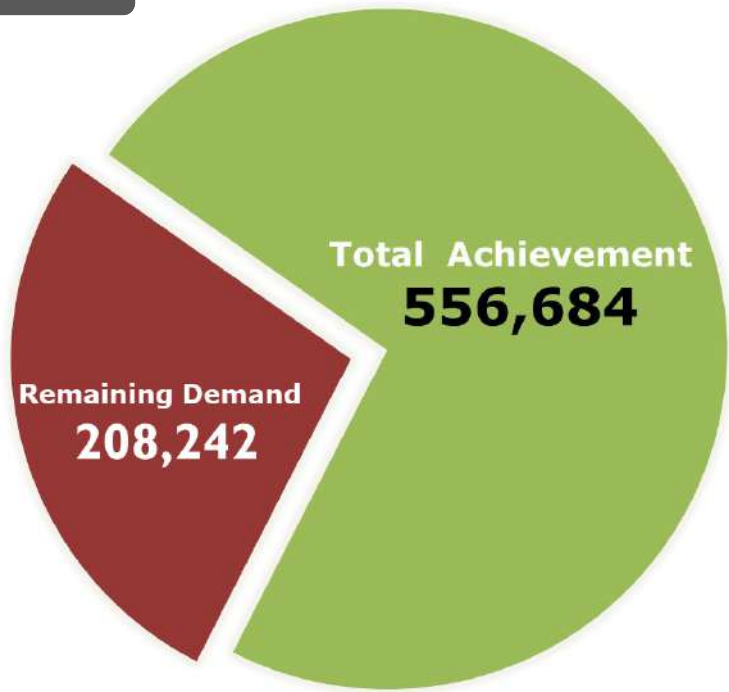
“ Total **5,56,684** Houses approved under PMAY(U) under 4 verticals

Scheme launched by
Hon'ble Prime Minister



Total Demand

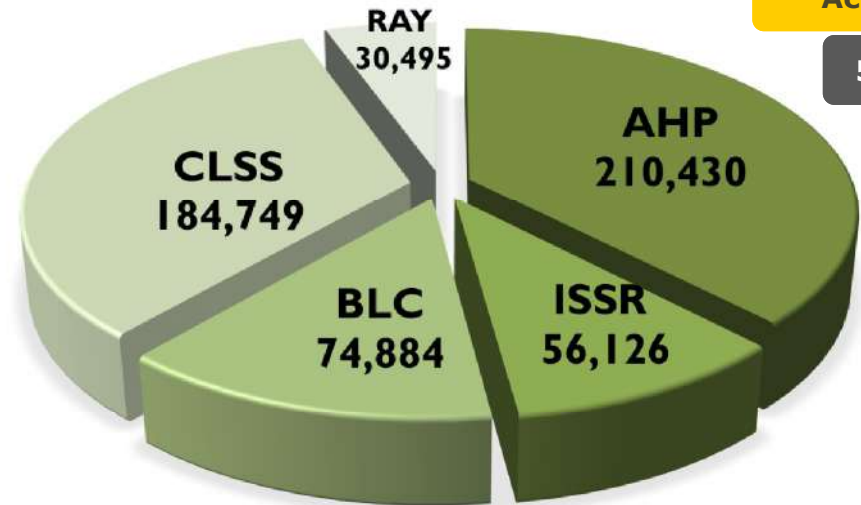
7,64,926



■ Remaining Demand ■ Total Achievement

Achievement

5,56,684

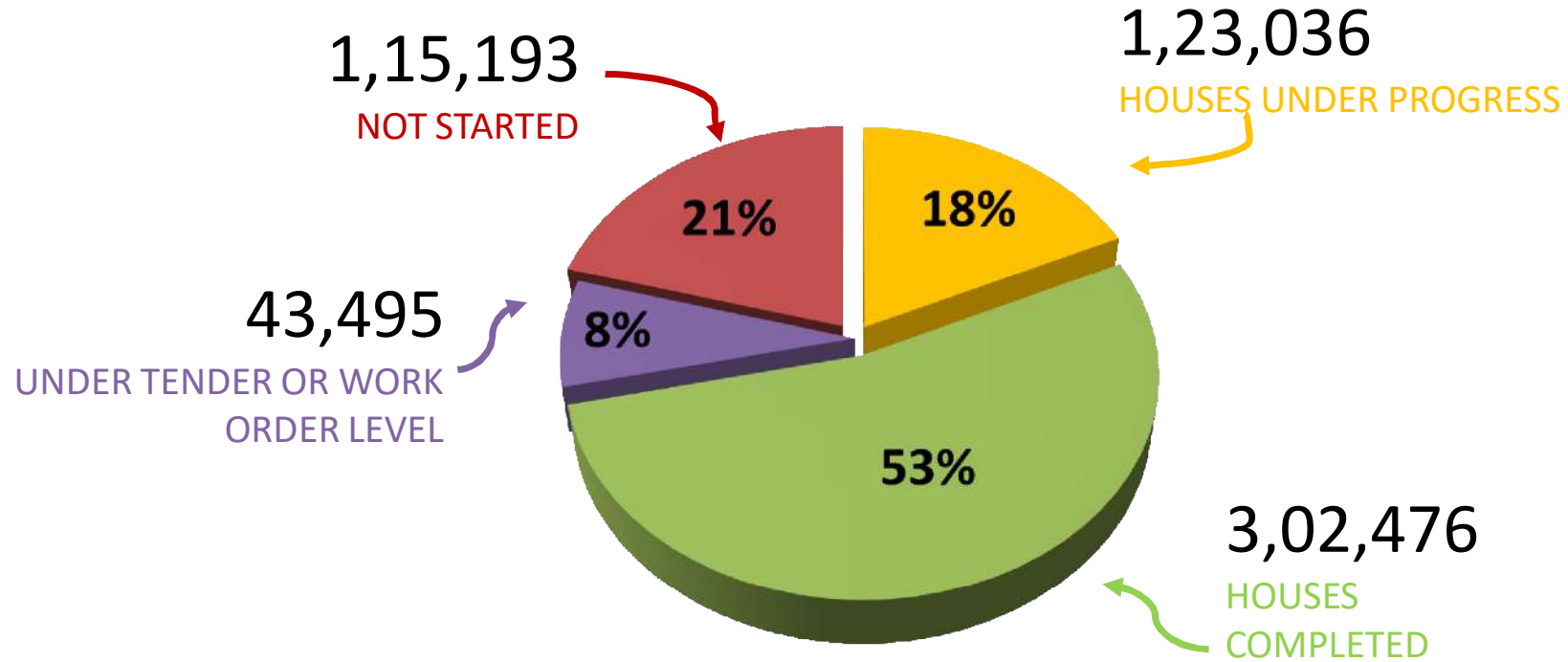


DPRs to be Submitted

78,050



Gujarat state is on 1st Rank under CLSS with 1.84 lakh sanctioned claim



COMPONENT	APPROVED	PROGRESS	COMPLETED	TENDER OR WORK ORDER LEVEL	NON STARTED
AHP	2,10,236	57,474	76,771	17,798	66,957
ISSR	56,126	19,404	2,976	25,697	8,049
BLC	74,553	43,435	14,973	0	36,087
CLSS	1,84,085	0	1,84,085	0	0
Total-PMAY-U	5,25,000	1,20,313	2,78,805	43,495	1,11,093
RAY	30,494	2,723	23,671	0	4,100
Grand Total	5,55,494	1,23,036	3,02,476	43,495	1,15,193

Hon'ble Joint Secretary, MoHUA visited PMAY-U AHP Project of 492 DUs at Bavla Nagarpalika, Bavla



Hon'ble Joint Secretary, MoHUA visited MMGY-LIG Project of 308 DUs at AUDA area, Ahmedabad



Hon'ble Joint Secretary, MoHUA visited PMAY-U BLC Project at Bavla Nagarpalika, Bavla



Hon'ble Joint Secretary, MoHUA visited PMAY-U BLC Project at Bavla Nagarpalika, Bavla



Glimpse of State level Angikaar workshop held on 20th Sept.,2019



Ahmedabad Municipal Corporation - AHP



Location: Bodakdev (TP-50, FP-380)
DUs: 790



Rajkot Municipal Corporation - AHP

Location: Mavdi (TP-28, FP-12-A)
DUs: 1,176



Surat Municipal Corporation - AHP



Location: Singanpor (TP-26, FP-129)
DUs: 276



Rajkot Urban Development Authority - AHP

Location: Ambedkar Nagar (TP-9, FP-19-C)
DUs: 136



Vadodara Urban Development Authority - AHP

Location: Sewasi (TP-1, FP-119)
DUs: 320





BEFORE

ISSR RAJKOT MUNICIPAL CORPORATION

BHARATNAGAR-7-B, TP-28, FP-49-3 (DU'S: 470)



AFTER

BLC - UNA

CHUDASAMA BHANJIBHAI MITHABHAI



BLC - PATDI

CHAVDA BHIKHABHAI BALABHAI



BLC - MAHUDHA

MALEK SABIRHUSEN GULAMHUSEN



BLC - NAVSARI

LAKHUBHAI JASABHAI PARMAR



BLC - KALOL

JADAV DINESHBHAI LAKSHMANBHAI



BLC - DEESA

LAKHUBHAI JASABHAI PARMAR



New Project Proposal Brief

20

(Rs. in Cr.)

Vertical	AHP	ISSR	BLC	Total
No. of Projects	11	06	97	114
No. of DUs	4762	8024	8117	20903
Project Cost	462.83	521.56	331.70	1316.09
Central Share	71.43	80.24	121.76	273.43
State Share	71.43	80.24	167.25	318.92
ULB Share	81.10	361.08	-	442.18
Beneficiary Share	238.86	-	42.66	281.52
Gol 1 st Installment	28.57	32.10	48.70	109.37

(Rs. in Lakhs)

Verticals	Per Unit Cost	Central Share	State Share	ULB Share	Benef. Share	Completion Time (Months)
AHP	6.00 to 8.5	1.5	1.5	0.00 to 0.75	3.00 to 5.5	12 to 24
ISSR	6.00	1.00	1.00	0.00	0.00	12 to 30
BLC	4.0 to 4.5	1.5	2.0	0.00	0.50 to 1.00	12 months

New Project Proposal Brief

Checklist	Status (Y/N)
Layout plan(as per NBC norms) Attached	YES
SLAC/SLSMC approval/Minutes submitted	SLAC minutes submitted. Projects approved in SLSMC held on 23 rd September, 2019. SLSMC minutes submitted shortly.
Land title status (encumbrance free)	YES
Entries of Annexure 7A,7B &7C	114
Beneficiary list (BLC) submitted	YES
Status of physical & social infrastructure	Near availability vicinity
Implementation plan/Completion period	YES
Beneficiary consent sought	YES

Affordable Housing in Partnership Projects (AHP)

⇒ 22
(Rs. in Cr.)

Sr.	City	Implementing Agency	Category	No. of Project	No. of DUs	Project Cost	Gol Share	GoG Share	Gol 1 st Installment @ 40%
1	Ahmedabad	AUDA	EWS-1 & 2	02	434	47.53	6.51	6.51	2.60
2	Rajkot	RMC	EWS-1 & 2	04	1266	124.20	18.99	18.99	7.60
3	Rajkot	RUDA	EWS-2	01	1344	147.50	20.16	20.16	8.06
4	Vadodara	VMC	EWS-1 & 2	02	692	52.15	10.38	10.38	4.15
5	Vadodara	VUDA	EWS-2	02	1026	91.45	15.39	15.39	6.16
Total				11	4762	462.83	71.43	71.43	28.57

In-situ Slum Rehabilitation Projects (ISSR)

⇒ 23
(Rs. in Cr.)

Sr.	City	Implementing Agency	No. of Project	No. of DUs	Project Cost	Gol Share	GoG Share	Gol 1 st Installment @ 40%
1	Ahmedabad	AMC	06	8024	521.56	80.24	80.24	32.09
Total			06	8024	521.56	80.24	80.24	32.09

Beneficiary Led- Construction (BLC) Projects



24

(Rs. in Cr.)

No. of Projects	No. of Cities	No. of DUs	Project Cost	Gol Share	GoG Share	Gol 1 st Installment @ 40%
97	76	8117	331.70	121.76	167.25	48.70



Addition of DU's in Projects of AHP under PMAY (U)

No.	City	No. of DUs Sanctioned Originally	Revision of DUs	DUs After Revision	Reason
1	Ahmedabad-AUDA	672	756	+84	Due to Revision of Planning.
2		1120	1260	+140	
Total		1792	2016	+ 224	

- Above Projects initially approved for 1792 DUs on 25.02.2019. Due to revision of planning there is addition of 224 DU's in original DPRs hence, total 2016 DUs planned
- We have already approved above DPRs in SLSCMC and put up in the CSMC on 25th July 2019 for approval. But revise/ drop project proposal was not considered
- In Above Projects revised with addition of 224 DUs. Hence no need of justification required for validation of demand and we put up for approval.

Proposal of approval to Drop the 6 Projects – 2784 DUs in 6 Cities of GHB

Sr.	Name of City	Approved Date	Approved DUs	Reason	Approved Houses under PMAY-U for Justification
1	Amreli (GHB)	22.07.16	224	Not received adequate demand for implement the projects	BLC – 240 CLSS - 508
2	Dahegam (GHB)	26.09.18	640		BLC – 398 CLSS - 107
3	Dholka (GHB)	26.09.18	672		BLC – 306 AHP – 240 CLSS - 293
4	Mahuva (GHB)	22.07.16	736		BLC – 380 CLSS - 146
5	Patan (GHB)	26.09.18	256		BLC – 1150 CLSS - 1048
6	Upleta (GHB)	22.07.16	256		BLC – 39 CLSS - 74
Total (AHP)			2,784		4,929

- We have already approved in SLSMC and put up in the CSMC on 25th July 2019 for approval.
- As suggested, the counter proposal for approval of houses against validated demand may be proposed against cancellation for consideration by CSMC.
- In Above Projects, we are justifying the approved DUs under PMAY in respected cities and put up for approval.



Revised Project of Rajiv Awas Yojana (RAY-Slum)

Sr.	City	No. of DUs sanctioned originally	Revision of DUs	Curtailement of DUs	Approved Houses under ISSR for Justification	Reason
1	Ahmedabad	1344	1184	- 160	28,708	Cost overrun due to Black cotton soil found at the location .
2	Vadodara	498	366	- 132	6,893	Due to unavailability of Land and High court matter regarding TP variation.
3	Vadodara	1448	540	- 908		
4	Vadodara	1856	920	- 936		
Total		5146	3010	- 2136	35,601	

- We have already approved above DPRs in the SLSMC, and put up in the CSMC on 25th July 2019 for approval.
- As suggested, the counter proposal for approval of houses against validated demand may be proposed against cancellation for consideration by CSMC.
- In Above Projects, we are justifying the approved DUs under ISSR in respected cities and put up for approval.



UC Pending at Central level for approval & Central Assistance

(Rs. in Cr.)

No.	Scheme	Amount of UCs / Requested Central Assistance	
1	1 st Installment	107.35	
2	CLSS (Grant Awaited for 40,703 submitted claims)	966.72	
3	CLSS (required for Apprx. 34,800 pending claims)	830.00	
4	Submitted UCs	RAY	64.10
5		RAY-AHP	1.27
6		PMAY (AHP)	252.34
7		BLC	123.27
8		HFAPoA *	8.42
9		Capacity Building & IEC	0.80
10		CLTC & SLTC	8.34
11		Geo Tagging	0.41
Total		2363.02	

* We have submitted HFAPoA of all 171 towns of Gujarat but Central Assistance is awaited .

Gender Modification request under PMAY (U)

- “ As per instruction given by the Ministry, gender modification in any approved projects needs to be requested with approval of SLSMC.
- “ Gender modification details is uploaded in the Annexure at a time of approval of DPR. Under AHP and ISSR components beneficiaries not finalize at a time of DPR approval. Hence, all the approved projects under these components require to change annexure afterwards as and when beneficiaries finalization.
- “ **It is suggested to delegate powers to the State for gender modification.**
- “ **Modification request:**

Sr	Annexure ID	District	City	Component	Approve DU's	Male	Female	Trans-gender	Gen	OBC	SC	ST	TOTAL
1	7B24802533000325	Jungadh	Chorwad	AHP	792	530	262	0	242	465	50	35	792
2	7B24802487000301	AHMEDABAD	BAVLA	AHP	492	357	135	0	133	218	136	5	492
3	7B24802551000292	BHAVNAGAR	BHAVNAGAR	AHP	2501	1749	752	0	904	1202	377	18	2501
4	7B24802551001257	BHAVNAGAR	BHAVNAGAR	AHP	2449	1344	1105	0	770	1199	406	74	2449
5	7B24802500000311	RAJKOT	WANKANER	AHP	192	149	43	0	55	123	14	0	192

Thank You

Progress of PMAY (U)

Indicators	Current Status (No.)
Cities Approved	171
Demand Survey Completed	Yes
Total Demand (As per Demand Survey)	7,76,033
Demand received through Common Service Centre and Online Application	CSC : 4,61,001 Citizen : <u>1,11,929</u> 5,82,926
Cases accepted/rejected/Pending	2,55,450/1,76,712/1,50,647
Whether HFAPoA Submitted	Yes, Submitted for 171 cities
Whether AIP Submitted	Yes, Submitted for 171 cities
Whether HFAPoA & AIP entered in MIS	Yes
SLTC/CLTC staff approved vs. placed	SLTC : 7/10 CLTC : 187/296 (Recruitment under Process)
Target of DUs in 2019-20	1,00,000
State Budgetary Provision for PMAY (U) in 2019-20	Rs. 1120 Cr.

Interface with MIS

Indicators	Current Status (No.)
Survey entry made (%)	100%
Projects approved:	881
Projects entered (7A/B/C/D)	881
DUs approved under BLC	74,884
Beneficiaries attached	1,25,399
Houses geo-tagged	57,286
Total fund transferred through DBT (Rs. Lakhs)	0.00
National Electronic Funds Transfer (NEFT) (Rs. Lakhs)	0.00
PFMS/ DBT (Rs. Lakhs)	55,215.55
Aadhar Payment Bridge (APB) (Rs. Lakhs)	0.00

Status of EBR Assistance under PMAY(U)

(Rs. in Cr.)

Sr. No	Scheme	Amount	Central Share Released	Surrender of Rs. 4.28 Cr. of ISSR Project	Unutilized Central Share
1	AHP	413.24	158.04	0	255.20
2	BLC	247.06	177.66	0	69.40
3	ISSR	4.28	0	4.28	0
Total		664.58	313.70	4.28	324.60

Note :

- “ AHP projects: Central assistance received for the project by private developers.
Disbursement of the funds is approved by State and will be done within a week.
- “ BLC projects: As per state policy state share release in advance. After utilizations of state share, central assistance release to the beneficiaries. So central assistance remains with the state and will be disbursed in short duration.

Progress under JnNURM Scheme

(Rs. in Cr.)

Sr.	Scheme	No. Of Project	Total Project Cost	No. of Dwelling Units Approved	Work In Progress	Completed	Alloted	Occupied	Unoccupied
1	BSUP	27	2027.6	1,10,296	0	1,10,296	1,10,296	1,09,183	1,113
2	IHSDP	34	332.45	17,539	1,704	15,835	15,669	13,535	2300
Total		61	2360.05	127835	1704	126131	125965	122718	3413

Unoccupied houses under JnNURM Scheme

Sr. No	City	Houses involved	Houses Under Progress	Houses Un-Occupied	Reasons for un -occupancy
1	Amreli	281		176	<p>“ JnNURM scheme is closed and the other schemes are going on such as RAY and PMAY, under these schemes. Beneficiaries contribution is lesser than JnNURM and under PMAY houses given to slum dwellers without any cost. Also carpet area is increased to 30 sq.m. and higher specification provided under these schemes.</p> <p>” Thus the beneficiaries share and specisifcation is vary under different schemes. So, selected slum dwellers is not ready to pay their contribution and beneficiaries not easily finalised under JnNURM.</p> <p>” Still we are trying and instructed to ULBs to finalise beneficiaries and occupy the houses at the earliest. and the rquired fund may be managed under other State schemes.</p>
2	Ankalv	336	168	168	
3	Dhrangadhra	348		348	
4	Dhahod	480		434	
5	Halvad	828	228	600	
6	Kutiyana	512	304	208	
7	Mahuva	372	372		
8	Morbi	1008		608	
9	Padara	168		8	
10	Patan	240			
11	Porbandar	2448		1113	
12	Prantij	449		50	
13	Santrampur	272	272		
14	Songadh	560	360		
15	Anand	308		308	
Total		9122	1704	3413	

Progress under RAY Schemes

(Rs. in Cr.)

Sr.	Scheme	No. Of Project	Total Project Cost	No. of DUs Approved	Work In Progress	Completed	Allotted	Occupied	Unoccupied	Yet to Start/ Dropped
1	RAY- Slum	15	568.8	13,122	3,128	6,921	4,447	3,559	3,350	3,073
2	RAY- AHP	10	1015.98	17,373	458	15,851	16,074	14,704	1,147	1,064
Total		25	1584.78	30,495	3,586	22,772	20,521	18,263	4,497	4,137

Status of Mandatory Conditions

Mandatory conditions	Current Status
Dispensing the need for separate Non Agricultural (NA) Permission	Achieved
Prepare/amend their Master Plans earmarking land for Affordable Housing	Achieved
Single-window, time bound clearance for layout approval and building permissions	Achieved
Adopt the approach of deemed building permission and layout approval on the basis of pre-approved lay outs and building plans.	Achieved
Amend or legislate existing rent laws on the lines of the Model Tenancy Act.	Under Consideration.
Additional Floor Area Ratio (FAR)/Floor Space Index (FSI)/ Transferable Development Rights (TDR) and relaxed density norms.	Achieved

Affordable Housing in Partnership (AHP) Projects



(Rs. in Cr.)

Sr.	City	Implementing Agency	Category	No. of DUs	Project Cost	Gol Share	GoG Share	Gol 1 st Installment @ 40%
1	Ahmedabad	AUDA	EWS-2	168	21.71	2.52	2.52	1.00
2	Ahmedabad	AUDA	EWS-1	266	25.82	3.99	3.99	1.60
3	Rajkot	RMC	EWS-2	200	22.17	3.00	3.00	1.20
4	Rajkot	RMC	EWS-2	310	33.53	4.65	4.65	1.86
5	Rajkot	RMC	EWS-1	336	22.18	5.04	5.04	2.02
6	Rajkot	RMC	EWS-2	420	46.32	6.30	6.30	2.52

Affordable Housing in Partnership (AHP) Projects



(Rs. in Cr.)

Sr.	City	Implementing Agency	Category	No. of DUs	Project Cost	Gol Share	GoG Share	Gol 1 st Installment @ 40%
7	Rajkot	RUDA	EWS-2	1344	147.50	20.16	20.16	8.06
8	Vadodara	VMC	EWS-2	252	21.80	3.78	3.78	1.51
9	Vadodara	VMC	EWS-1, 2	440	30.35	6.60	6.60	2.64
10	Vadodara	VUDA	EWS-2	270	23.59	4.05	4.05	1.62
11	Vadodara	VUDA	EWS-2	756	67.86	11.34	11.34	4.54
Total					462.83	71.43	71.43	28.57

In-situ slum Rehabilitation (ISSR) Projects



(Rs. in Cr.)

Sr.	City	Implementing Agency	No. of DUs	Project Cost	Gol Share	GoG Share	Gol 1 st Installment @ 40%
1	Ahmedabad	AMC	432	28.08	4.32	4.32	1.73
2	Ahmedabad	AMC	625	40.62	6.25	6.25	2.50
3	Ahmedabad	AMC	1000	65.00	10.00	10.00	4.00
4	Ahmedabad	AMC	1271	82.61	12.71	12.71	5.08
5	Ahmedabad	AMC	2304	149.76	23.04	23.04	9.22
6	Ahmedabad	AMC	2392	155.48	23.92	23.92	9.57
Total			8024	521.56	80.24	80.24	32.10

Beneficiary Led-Construction (BLC) Projects



(Rs. in Cr.)

Sr.	City	No. of DUs	Project Cost	Gol Share	GoG Share	Beneficiary Share	Gol 1 st Installment @ 40%
1	Ahmedabad Municipal Corporation Phase-2	53	2.07	0.80	1.09	0.18	0.32
2	Ahmedabad Municipal Corporation Phase-3	45	1.74	0.68	0.93	0.14	0.27
3	Ahmedabad Urban Development Authority Phase-1	113	4.44	1.70	2.33	0.42	0.68
4	Ahmedabad Urban Development Authority Phase-10	95	4.40	1.43	1.96	1.02	0.57
5	Ahmedabad Urban Development Authority Phase-2	115	4.48	1.73	2.37	0.39	0.69
6	Ahmedabad Urban Development Authority Phase-3	114	4.38	1.71	2.35	0.33	0.68
7	Ahmedabad Urban Development Authority Phase-4	475	18.83	7.13	9.79	1.92	2.85
8	Ahmedabad Urban Development Authority Phase-5	98	3.94	1.47	2.02	0.45	0.59
9	Ahmedabad Urban Development Authority Phase-6	76	2.97	1.14	1.57	0.27	0.46
10	Ahmedabad Urban Development Authority Phase-7	126	4.92	1.89	2.60	0.43	0.76
11	Ahmedabad Urban Development Authority Phase-8	89	3.58	1.34	1.83	0.41	0.53
12	Ahmedabad Urban Development Authority Phase-9	90	3.59	1.35	1.85	0.38	0.54
13	Amreli Nagarpalika Phase-4	28	1.20	0.42	0.58	0.20	0.17
14	Anjar Nagarpalika Phase-3	31	1.40	0.47	0.64	0.29	0.19
15	Ankleshwar Nagarpalika Phase-5	27	1.08	0.41	0.56	0.12	0.16

Beneficiary Led-Construction (BLC) Projects



(Rs. in Cr.)

Sr.	City	No. of DUs	Project Cost	Gol Share	GoG Share	Beneficiary Share	Gol 1 st Installment @ 40%
16	Balasinor Nagarpalika Phase-4	47	2.28	0.71	0.97	0.61	0.28
17	Bantwa Nagarpalika Phase-2	47	2.04	0.71	0.97	0.36	0.28
18	Bareja Nagarpalika Phase-5	60	2.35	0.90	1.24	0.21	0.36
19	Barvala Nagarpalika Phase-3	43	1.66	0.65	0.89	0.13	0.26
20	Bavla Nagarpalika Phase-7	79	3.16	1.19	1.63	0.34	0.47
21	Bhuj Nagarpalika Phase-2	49	2.08	0.74	1.01	0.34	0.29
22	Bilimora Nagarpalika Phase-6	49	1.95	0.74	1.01	0.21	0.29
23	Bopal-Ghuma Nagarpalika Phase-2	65	2.56	0.98	1.34	0.24	0.39
24	Boriavi Nagarpalika Phase-6	51	2.06	0.77	1.05	0.24	0.31
25	Borsad Nagarpalika Phase-4	150	5.81	2.25	3.09	0.47	0.90
26	Botad Nagarpalika Phase-6	181	6.96	2.72	3.73	0.51	1.09
27	Chalala Nagarpalika Phase-2	130	5.36	1.95	2.68	0.73	0.78
28	Chhota Udaipur Nagarpalika Phase-6	22	0.87	0.33	0.45	0.09	0.13
29	Chotila Nagarpalika Phase-4	55	2.38	0.83	1.13	0.42	0.33
30	Dabhoi Nagarpalika Phase-6	41	1.59	0.62	0.84	0.13	0.25

Beneficiary Led-Construction (BLC) Projects



(Rs. in Cr.)

Sr.	City	No. of DUs	Project Cost	Gol Share	GoG Share	Beneficiary Share	Gol 1 st Installment @ 40%
31	Devgadhbariya Nagarpalika Phase-5	152	5.77	2.28	3.13	0.36	0.91
32	Dharampur Nagarpalika Phase-8	98	3.78	1.47	2.02	0.29	0.59
33	Dholka Nagarpalika Phase-4	71	2.85	1.07	1.46	0.32	0.43
34	Dhrangadhra Nagarpalika Phase-4	110	4.76	1.65	2.27	0.85	0.66
35	Gadhada Nagarpalika Phase-4	40	1.61	0.60	0.82	0.19	0.24
36	Gandhinagar Urban Development Authority Phase-4	305	11.65	4.58	6.28	0.79	1.83
37	Gariadhar Nagarpalika Phase-4	129	4.96	1.94	2.66	0.37	0.77
38	Godhra Nagarpalika Phase-5	110	5.07	1.65	2.27	1.15	0.66
39	Harij Nagarpalika Phase-4	184	7.17	2.76	3.79	0.62	1.10
40	Jamjodhpur Nagarpalika Phase-4	60	2.79	0.90	1.24	0.65	0.36
41	Jamnagar Municipal Corporation Phase-6	140	6.41	2.10	2.88	1.43	0.84
42	Jetpur Nagarpalika Phase-6	161	7.02	2.42	3.32	1.28	0.97
43	Kanakpur Kansad Nagarpalika Phase-5	20	0.93	0.30	0.41	0.21	0.12
44	Kanjari Nagarpalika Phase-4	47	1.91	0.71	0.97	0.23	0.28
45	Karjan Nagarpalika Phase-6	77	2.98	1.16	1.59	0.24	0.46

Beneficiary Led-Construction (BLC) Projects



(Rs. in Cr.)

Sr.	City	No. of DUs	Project Cost	Gol Share	GoG Share	Beneficiary Share	Gol 1 st Installment @ 40%
46	Kathlal Nagarpalika Phase-5	66	2.54	0.99	1.36	0.19	0.40
47	Kheda Nagarpalika Phase-4	30	1.17	0.45	0.62	0.10	0.18
48	Limbdi Nagarpalika Phase-4	70	3.03	1.05	1.44	0.54	0.42
49	Mahemdavad Nagarpalika Phase-7	55	2.45	0.83	1.13	0.49	0.33
50	Mahudha Nagarpalika Phase-4	128	5.07	1.92	2.64	0.51	0.77
51	Maliya Nagarpalika Phase-1	55	2.60	0.83	1.13	0.65	0.33
52	Manavadar Nagarpalika Phase-3	39	1.81	0.59	0.80	0.43	0.23
53	Mandvi Nagarpalika Phase-4	33	1.44	0.50	0.68	0.27	0.20
54	Modasa Nagarpalika Phase-6	170	7.40	2.55	3.50	1.34	1.02
55	Morbi Nagarpalika Phase-3	65	2.57	0.98	1.34	0.26	0.39
56	Navsari Nagarpalika Phase-10	55	2.19	0.83	1.13	0.23	0.33
57	Ode Nagarpalika Phase-3	58	2.21	0.87	1.20	0.14	0.35
58	Pardi Nagarpalika Phase-8	26	1.00	0.39	0.54	0.07	0.16
59	Patadi Nagarpalika Phase-4	59	2.28	0.89	1.22	0.18	0.35
60	Pethapur Nagarpalika Phase-2	90	3.76	1.35	1.85	0.56	0.54

Beneficiary Led-Construction (BLC) Projects



(Rs. in Cr.)

Sr.	City	No. of DUs	Project Cost	Gol Share	GoG Share	Beneficiary Share	Gol 1 st Installment @ 40%
61	Prantij Nagarpalika Phase-3	102	4.15	1.53	2.10	0.51	0.61
62	Radhanpur Nagarpalika Phase-3	188	7.47	2.82	3.87	0.78	1.13
63	Rajkot Urban Development Authority Phase-10	34	1.30	0.51	0.70	0.08	0.20
64	Rajkot Urban Development Authority Phase-11	76	3.56	1.14	1.57	0.86	0.46
65	Rajkot Urban Development Authority Phase-9	75	4.38	1.13	1.55	1.71	0.45
66	Rajpipala Nagarpalika Phase-2	25	1.02	0.38	0.52	0.13	0.15
67	Rajpipala Nagarpalika Phase-3	110	4.51	1.65	2.27	0.59	0.66
68	Rajula Nagarpalika Phase-4	231	9.25	3.47	4.76	1.03	1.39
69	Ranavav Nagarpalika Phase-4	78	3.16	1.17	1.61	0.38	0.47
70	Sahera Nagarpalika Phase-7	107	4.11	1.61	2.20	0.30	0.64
71	Salaya Nagarpalika Phase-2	55	2.12	0.83	1.13	0.17	0.33
72	Savli Nagarpalika Phase-5	71	2.74	1.07	1.46	0.22	0.43
73	Sihor Nagarpalika Phase-4	230	8.76	3.45	4.74	0.57	1.38
74	Songadh Nagarpalika Phase-6	31	1.41	0.47	0.64	0.30	0.19
75	Surat Urban Development Authority Phase-15	51	1.97	0.77	1.05	0.16	0.31

Beneficiary Led-Construction (BLC) Projects



(Rs. in Cr.)

Sr.	City	No. of DUs	Project Cost	Gol Share	GoG Share	Beneficiary Share	Gol 1 st Installment @ 40%
76	Surat Urban Development Authority Phase-16	51	1.97	0.77	1.05	0.16	0.31
77	Surat Urban Development Authority Phase-17	130	5.03	1.95	2.68	0.40	0.78
78	Surat Urban Development Authority Phase-18	41	1.59	0.62	0.84	0.13	0.25
79	Surat Urban Development Authority Phase-19	50	2.32	0.75	1.03	0.54	0.30
80	Surat Urban Development Authority Phase-20	85	3.27	1.28	1.75	0.24	0.51
81	Surendranagar Nagarpalika Phase-5	32	1.43	0.48	0.66	0.29	0.19
82	Tarsadi Nagarpalika Phase-6	37	1.69	0.56	0.76	0.37	0.22
83	Thangadh Nagarpalika Phase-5	50	2.16	0.75	1.03	0.38	0.30
84	Umargam Nagarpalika Phase-5	24	0.93	0.36	0.49	0.07	0.14
85	Vadodara Municipal Corporation Phase-5	55	2.08	0.83	1.13	0.12	0.33
86	Vadodara Urban Development Authority Phase-5	102	4.73	1.53	2.10	1.10	0.61
87	Vadodara Urban Development Authority Phase-6	105	4.87	1.58	2.16	1.13	0.63
88	Vallabhipur Nagarpalika Phase-2	106	4.32	1.59	2.18	0.54	0.64
89	Valsad Nagarpalika Phase-7	35	1.53	0.53	0.72	0.29	0.21
90	Vapi Nagarpalika Phase-7	45	1.79	0.68	0.93	0.18	0.27

Beneficiary Led-Construction (BLC) Projects



(Rs. in Cr.)

Sr.	City	No. of DUs	Project Cost	Gol Share	GoG Share	Beneficiary Share	Gol 1 st Installment @ 40%
91	Vijalpor Nagarpalika Phase-7	20	0.80	0.30	0.41	0.08	0.12
92	Vijapur Nagarpalika Phase-4	50	1.97	0.75	1.03	0.19	0.30
93	Viramgam Nagarpalika Phase-2	66	2.67	0.99	1.36	0.32	0.40
94	Visavadar Nagarpalika Phase-3	49	2.09	0.74	1.01	0.34	0.29
95	Visnagar Nagarpalika Phase-3	96	3.84	1.44	1.98	0.42	0.58
96	Vyara Nagarpalika Phase-6	30	1.36	0.45	0.62	0.29	0.18
97	Wadhvan Nagarpalika Phase-6	47	2.04	0.71	0.97	0.37	0.28
Total		8117	331.70	121.76	167.25	42.66	48.70



Revised Project of Affordable Housing in Partnership (AHP)

(Rs. in Cr.)

Sr. No	Name of City	Originally Approved Details				Revised Details					
		CSMC No. CSMC Date	No of DUs	Project Cost	GOI Share	Revised No of DUs	Revised Project Cost	Revised GOI Share	Revised GOG Share	Revised Beni. Share	Revised ULB Share
1	Ahmedabad (AUDA)	43 rd 25-02-19	672	101.03	10.08	756	89.28	11.34	11.34	41.58	19.67
2	Ahmedabad (AUDA)	43 rd 25-02-19	1120	161.98	16.80	1260	154.50	18.90	18.90	69.30	39.48
Total			1792	263.01	26.88	2016	243.78	30.24	30.24	110.88	59.15



Revised Project of Rajiv Awas Yojana (RAY-Slum)

(Rs. in Cr.)

Sr. No	Name of City	Originally Approved Details				Revised Details					
		CSMC No. CSMC Date	No of DUs	Project Cost	GOI Share	Revised No of DUs	Revised Project Cost	Revised GOI Share	Revised GOG Share	Revised Benef. Share	Revised ULB Share
1	AMC	4 th 12.12.13	1344	59.09	28.19	1184	52.06	24.83	14.81	10.68	1.74
2	VMC	3 rd 26.11.13	498	17.60	7.72	366	12.93	5.67	5.11	0.00	2.15
3	VMC	5 th 30.12.13	1448	67.74	32.32	540	25.26	12.05	9.11	2.46	1.64
4	VMC	6 th 20.01.14	1856	88.91	42.42	920	44.07	21.03	15.90	4.19	2.96
Total			5146	233.34	110.65	3010	134.32	63.58	44.93	17.33	8.49

Housing for All Plan of Action

- We have already submitted HFAPoA for all 171 Urban Towns of Gujarat
- Out of 171, HFAPoA of 68 cities were not reflected in the submission at MoHUA,

As discussed and suggested , we have resubmitted HFAPoA of 68 towns vide letter no.

AHM/HFAPoA/2018-19/2644 dated 28th Jan. 2019.

- Please consider the above HFAPoA and reflect in the minutes

Submitted UCs of PMAY(U) - AHP



(Rs. in Cr.)

Sr. No	ULBs	No of DUs	Revised DUs	Total Attachment	Aadhar based Attachment	% Of Attachment 7=(5/4*)	UC Submitted For claim of Central Share	Date Of Submission	Installment No Claimed
1	SUDA	275	275	275	275	100%	1.26	29/12/2016	2nd
2	BMC	2501	2501	2501	2414	100%	15.00	20/12/2018	2nd
3	JMC	288	288	288	288	100%	1.67	12/03/2019	2nd
4	Unjha	360	360	360	313	100%	1.66	29/03/2019	2nd
5	SMC	704	704	704	704	100%	2.97	14/05/2019	2nd
6	SMC	744	744	744	744	100%	3.19	14/05/2019	2nd
7	SMC	848	848	848	848	100%	3.49	14/05/2019	2nd
8	Bavla	492	492	492	492	100%	1.48	19/02/2019	3rd
9	RMC	1266	1266	1266	1023	100%	6.86	10/07/2019	3rd
10	SMC	3121	3036	3024	3024	100%	16.88	14/05/2019	2nd

(contd..)

Submitted UCs of PMAY(U) - AHP



(Rs. in Cr.)

Sr. No	ULBs	No of DUs	Revised DUs	Total Attachment	Aadhar based Attachment	% Of Attachment 7=(5/4*)	UC Submitted For claim of Central Share	Date Of Submission	Installment No Claimed
11	SMC	3092	3094	3082	3082	100%	11.49	14/05/2019	2nd
12	VUDA	520	520	517	516	99%	1.56	14/03/2019	2nd
13	SMC	1896	1980	1896	1896	96%	11.60	14/05/2019	2nd
14	VUDA	588	294	268	267	91%	3.53	20/07/2018	2nd
15	RUDA	1694	1694	1449	1446	86%	10.16	25/06/2019	2nd
16	JMC	256	256	216	216	84%	1.54	11/12/2017	2nd
17	VUDA	1008	1286	1008	1008	78%	3.04	06/06/2019	3rd
18	VUDA	490	448	381	381	76%	2.94	11/12/2017	2nd
19	Chorvad	792	792	575	575s	72%	4.76	19/02/2019	3rd
Total		20935	20878	19894	19512		105.07		

Submitted UCs of PMAY(U) - BLC



(Rs. in Cr.)

Sr. No	CSMC & Date	UC Submitted For claim of Central Share	Date Of Submission	Installment No Claimed
1	15th CSMC Dtd 22-11-16	19.06	26/04/2019	2nd
2	21st CSMC Dtd 24-04-17	23.23	26/04/2019	
3	25th CSMC Dtd 23-08-17	16.86	26/04/2019	
4	30th CSMC Dtd 07-02-18	48.27	26/04/2019	
5	32nd CSMC Dtd 26-03-18	15.85	26/04/2019	
Total		123.27		

Submitted UCs of - RAY



(Rs. in Cr.)

Sr. No	MC/Authority	No of DUs	UC Submitted For claim of Central Share	Date Of Submission	Installment No Claimed	Remarks
1	VMC	1448	12.43	19/08/2016	2nd	300 DU's completed
2	Palanpur	1776	17.38	20/12/2016		240 DU's Completed
3	Surendranagar	960	11.14	02/01/2017		450 DU's Completed
Total (A)		4184	40.95			
4	AMC	1344	6.51	04/09/2017	3rd	Work Completed
5	AMC	1184	5.70	04/09/2017		Work Completed
6	Thangadh	420	3.07	26/02/2018		Work Completed
7	VMC	498	1.13	20/03/2018		Work Completed
8	Bharuch	512	2.29	06/11/2018		408 DU's Completed
9	Kodinar	480	2.38	17/11/2018		400 DU's Completed
10	VMC	1491	2.08	25/06/2019		1012 DU's Completed
11	SUDA	848	1.27	07/09/2018		Work Completed
Total (B)		6777	24.43			
Total (A+B)		10961	65.38			

UCs of supportive activities



(Rs. in Cr.)

Sr. No	Particulars	UC Submitted For claim of Central Share	Date Of Submission	Installment No Claimed
1	HFAPoA For 30 Cities	2.44	21/03/2017	2nd
2	HFAPoA For 141 Cities	5.98	18/10/2017	
3	CLTC Staff	7.96	18/09/2018	
4	SLTC Staff	0.38	26/04/2018	
5	Geo-tagging	0.03	26/04/2019	
6	Geo-tagging	0.08	26/04/2019	
7	Geo-tagging	0.19	26/04/2019	
8	Geo-tagging	0.11	26/04/2019	
9	IEC Activities	0.40	02/06/2018	
10	Admin and other Exp.	0.40	20.07.2019	
Total		17.97		