



**STATE: HARYANA**

**PRADHAN MANTRI AWAS YOJNA-URBAN (PMAY-U)**



**CSMC : 26.03.2018**

## STATE FINANCIAL ASSISTANCE UNDER PMAY-U

Sr. No.	Components/Verticals	Central Assistance/ Share (60%)	State Assistance/ Share (40%)	Maximum Financial Assistance (CS+SS) per DU (Amt. in Rs.)
1	In-situ" Slum Redevelopment- Using land as a resource with private participation	1,00,000/-	66,667/-	1,66,667/-
2	Affordable Housing in Partnership	1,50,000/-	1,00,000/-	2,50,000/-
3	Subsidy for beneficiary-led individual house construction			
	New DUs	1,50,000/-	1,00,000/-	2,50,000/-
	Enhancement DUs	1,50,000/-	0.00	1,50,000/-
4.	Credit Linked Subsidy scheme	Central Sector Scheme (interest subsidy will directly be released by Govt. of India through Central Nodal Agencies (i.e HUDCO and NHB) to concerned Banks.		

**Demand survey (including slum survey) at a glance:**

- ❑ Period of Demand survey w.e.f. 01.06.2017 to 25.07.2017.
- ❑ Total towns covered = 80 towns
- ❑ Total 3,61,365 applications received.
  - ❑ Under AHP Vertical = 195183 (52.60%)
  - ❑ Under BLC Vertical = 87916 (23.69%)
  - ❑ Under CLSS Vertical = 22854 (06.16 %)
  - ❑ Under ISSR Vertical = 55412 (14.93%)

**Slum survey exercise carried out separately**

- ❑ No Slums in town =60 towns
- ❑ Slum identified in towns =20 towns
- ❑ No. of slums identified = 93 slums
- ❑ No. of slum household =55412 HHs

## PROGRESS UNDER PMAY-U

### Status of preparation, approval and submission of HFAPoA

#### SUMMARY OF PROJECTIONS IN HFAPoAs OF 80 TOWNS UNDER PMAY-U

Sr. No.	Round	No. of towns	CLSS DUs	AHP DUs	BLC (DUs)	ISSR	Grand Total	STATUS
1	<u>POA-ROUND-1</u>	28	6152	16031	20318	303	42804	Considered in 31st CSMC meeting held on 27.02.2018.
2	<u>POA-ROUND-2</u>	28	9342	43945	31837	1048	86172	
3	<u>POA-ROUND-3</u>	9	4799	3940	8014	0	16753	
	<b>Sub-total</b>	<b>65</b>	<b>20293</b>	<b>63916</b>	<b>60169</b>	<b>1351</b>	<b>145729</b>	
4	<u>POA-ROUND-4</u>	9	2100	61161	18072	542	81875	Submitted to GoI with prior approval of SLSCM
5	<u>POA-ROUND-5</u>	6	<b>461</b>	<b>70106</b>	<b>9675</b>	<b>53519</b>	<b>133761</b>	To be submitted to GoI with the approval of SLSCM
<b>Total</b>		<b>80</b>	<b>22854</b>	<b>195183</b>	<b>87916</b>	<b>55412</b>	<b>361365</b>	

## Status of preparation, approval Detailed Project Reports (DPRs)

### SUMMARY OF DPRS & APPLICANTS SPONSORED TO SLBC, HARYANA OF (80 towns phase-I & 75 towns phase-II)

Sr. No.	Round	No. of towns	CLSS DUs	DPRs submitted to GoI			Grand Total (Including CLSS)	STATUS
				AHP DUs	BLC (DUs)	Total (AHP+BLC)		
1	<u>DPR ROUND-1</u>	28	3448	13946	10275	24221	27669	GoI accepted in 28 <sup>th</sup> and 30 <sup>th</sup> CSMC
2	<u>DPR ROUND-2</u>	28	4279	33672	14446	48118	52397	
3	<u>DPR ROUND-3</u>	10	1686	2384	2788	5172	6858	
4	<u>DPR ROUND-4</u>	11	828	53469	5335	58804	59632	GoI accepted in 31 <sup>st</sup> CSMC
5	<u>DPR (Phase-II) for 23 towns</u>	--	711	1450	2556	4006	4717	
	<b><u>Sub-total-I</u></b>	<b>77</b>	<b>10952</b>	<b>104921</b>	<b>35400</b>	<b>140321</b>	<b>151273</b>	
6	<u>DPR ROUND-5</u>	03	334	38884	1276	40160	40494	Submitted to GoI with the approval of SLSCM
7	<u>DPR (Phase-II) for 52 towns</u>	-	3611	14420	16091	30511	34122	
	<b><u>Sub-total-II</u></b>	<b>03</b>	<b>3945</b>	<b>53304</b>	<b>17367</b>	<b>70671</b>	<b>74616</b>	
<b>Gr. Total (I+II)</b>		<b>80</b>	<b>14897</b>	<b>158225</b>	<b>52767</b>	<b>210992</b>	<b>225889</b>	

## PROGRESS PMAY-U

- Four different Housing Policies finalized.


<u>(i) Policy for In-Situ Slum Re-development, 2018</u>	<u>(ii) AHP for core areas (old town) = 1/2 - 5 Acre, 2018</u>
<u>(iii) Affordable Housing Policy (AHP) = 1 - 5 Acres, 2018</u>	<u>(iv) Affordable Housing Policy (AHP) = 5 - 10 Acres, 2013</u>

- Existing Housing stock of Housing Board Haryana would be utilized for PMAY-U

# **STATUS OF PMAY-U YAMUNANAGAR**

- ❑ **TARGET OF DUS TO BE CONSTRUCTED.....759 DUs**
- ❑ **FUNDS AVAILABLE..... Rs. 759.00 lakh**  
(CS = Rs. 455.40 lakh + SS = Rs. 303.60 lakh)
- ❑ **FUNDS UTILIZED.....Rs. 482.00 lakh**
- ❑ **DUs in progress.....590 D.U**
- ❑ **1<sup>st</sup> INSTALLMENT RELEASED.....470 D.U**  
(after completion of plinth level)
- ❑ **UP TO ROOF LEVEL..... 58 D.U.**

- **This Project will be completed before 15<sup>th</sup> May, 2018**



## Progress of JnNURM (BSUP & IHSDP) and RAY Haryana

Scheme	No. of Projects	Target	Progress achieved			Allotted
			Completed	In-Progress	Total	
B.S.U.P.	02	<b>2896</b>	2896	--	<b>2896</b>	<b>351</b>
I.H.S.D.P.	23	<b>10327</b>	9982	345	<b>10327</b>	<b>9982</b>
R.A.Y.	04	<b>3226</b>	749	1063	<b>1812</b>	<b>749</b>
<b>Total:</b>		<b>16449</b>	<b>13150</b>	<b>2648</b>	<b>15035</b>	<b>11082</b>

**Note: Out of total 2896 DUs constructed under BSUP in Faridabad.  
 351 DUs could be allotted till now.  
 2545 DUs are still un-allotted till now.**





THANK YOU.....

## State Government initiatives for implementation of In-Situ Slum Re-development (ISSR)

<b>c) Slum-In-Situ Policy</b>				
Area	The project area should be considered as total area.			
Approach Road	The site should be accessible for the fire tender and basic services can be reach to the project area.			
FAR	250			
Ground coverage	50% (for the area under Slum Rehabilitation Component)			
Commercial component	Free sale component			
Project completion period	2 year			
Fee/ charges	"Slum Rehabilitation Component".- No EDC "Free Sale Component" - 50% of the EDC.			
%age permissible to builder	"Free Sale Component" will be disposed by the developer by its own.			
Rates of allotment	MC GGN and MC FBD	Other 8 Mun. Corp.	Municipal Councils	Municipal Committee
	Rs.1,00,000/-	Rs.75,000/-	Rs. 50,000/-	Rs.25,000/-
Applicability of the policy	This policy applies to the slums identified under PMAY survey to be conducted by the State Govt.			
Carpet area	30 Sq. mtr.			
Maintenance of the project	The Resident Welfare Associations			
Allotment	The beneficiary identified during slum survey under PMAY. The handing over ownership after the period of 15 years.			



## State Government initiatives for implementation of Affordable Housing in Partnership (AHP)

<b>b) Affordable Housing Policy for Housing for All – 2017 for core area</b>			
Area	Minimum area- 1/2 acre and Maximum area- 5 acre		
Approach Road	9 mtr. minimum		
FAR	For 1/2 acre to 2.5 acre- 250, above 2.5 acre to 5 acre- 275		
Ground coverage	Maximum 50%		
Commercial component	6% of the total net planned area		
Project completion period	2 year		
Fee/ charges	EDC applicable on plotted colony to be levied		
Percentage permissible to builder	10% of the total number of flats		
Rates of allotment	MC, GGM	MC- Fbd, SNP, PNP, PKL, SOHNA	MC-KNL,AMB,HSR,YNG, RTK, KKR, BGH, BWL, RWR, PWL, HDL, DHR, GNR
	4000/-per sq. ft	3000/- per sq. ft	2500/- per sq. ft
Applicability of the policy	Core Area of the Municipality		
Carpet area of the apartment	30 to 50 sq. mtr.		
Maintenance of the project	3 and 3 ½ year from the grant of occupation certificate		
Allotment	~ 1 <sup>st</sup> preference to Identified Beneficiaries. ~ Draw for the allotment of flat number by the committee.		



## State Government initiatives for implementation of Affordable Housing in Partnership (AHP)

### C) Affordable Housing Policy Under PMAY-2018 (1-5 acre)

Area	Minimum area- 1 acre and Maximum area- 5 acre			
Approach Road	18 mtr. minimum			
FAR	225			
Ground coverage	Maximum 50%			
Commercial component	4% of the total net planned area at 175 FAR			
Project completion period	2 year			
Fee/ charges	EDC applicable on plotted colony to be levied			
Percentage permissible to builder	10% of the total number of flats			
Rates of allotment	MC, GGM & FBD	MC-, SNP, PNP, PKL, SOHNA	MC-KNL,AMB,HSR,YNG, RTK, KKR, BGH, BWL, RWR, PWL, HDL, DHR, GNR	All other remaining municipalities
	3500/-per sq. ft	3000/- per sq. ft	2500/- per sq. ft	2100/- per sq. ft.
Applicability of the policy	In case of GGM and FBD, after grant of license by the T&CP Department under AHP, 2013 the policy would be applicable on the area left in next round of allotment. In case of other Municipalities this policy would be applicable on the area available for the Affordable Housing in any residential sector.			
Carpet area of the apartment	30 to 50 sq. mtr.			
Maintenance of the project	3 year and 3 ½ year from the grant of occupation certificate			
Allotment	<ul style="list-style-type: none"> <li>~ 1<sup>st</sup> preference to Identified Beneficiaries under PMAY.</li> <li>~ Draw for the allotment of flat number by the committee.</li> </ul>			



## State Government initiatives for implementation of Affordable Housing in Partnership (AHP)

<b>a) Affordable Housing policy 2013</b>			
Area	Minimum area- 5 acre and Maximum area- 10 acre		
Approach Road	18 mtr. (as mentioned in the license policy.)		
FAR	225		
Ground coverage	Maximum 50%		
Commercial component	4% of the net planned area at 175 FAR		
Project completion period	4 year		
Fee/ charges	EDC on plotted colonies		
Percentage permissible to builder	5% of the total number of flats		
Rates of allotment	GGM, FBD, PKL, Pinjore-Kalka	Other High and Medium Potential Town	Low Potential Towns
	4000/-per sq. ft	3600/- per sq. ft.	3000/- per sq. ft
Applicability of the policy	Only Residential zone		
Carpet area of the apartment	28 sq. mtr to 60 sq. mtr		
Maintenance of the project	5 year from the grant of occupation certificate		
Allotment	Allotment through draw under the committee consisting of DC or his representative, STP (circle office), DTP and representative of colonizer concerned.		



## SUMMARY OF HFAPoAs OF 28 TOWNS (ROUND-1)

Sr. No.	Name of City	CLSS	AHP Dus	BLC (NEW) DUs	BLC (ENH) DUs	BLC-TOTAL	ISSR	Grand Total	Sr. No.	Name of City	CLSS	AHP DUs	BLC (NEW) DUs	BLC (ENH) DUs	BLC-TOTAL	ISSR	Grand Total
1	ATELI	108	110	14	7	21	0	239	16	N.NAUND	99	107	878	66	944	0	1150
2	BARARA	54	296	327	6	333	0	683	17	NARWANA	197	830	897	34	931	0	1958
3	BERI	63	341	315	217	532	0	936	18	PEHOWA	70	1511	538	103	641	0	2222
4	BHUNA	252	304	774	507	1281	58	1895	19	PUNDRI	181	301	581	20	601	0	1083
5	ELLANABAD	409	807	315	218	533	70	1819	20	RAJOUND	102	53	853	31	884	0	1039
6	GANNAUR	249	1045	521	137	658	0	1952	21	RANIA	489	456	592	253	845	0	1790
7	JULANA	77	203	571	18	589	0	869	22	RATIA	825	670	482	221	703	100	2298
8	KALANAUR	84	492	886	264	1150	0	1726	23	SMALKHA	214	1465	427	70	497	0	2176
9	KALANWALI	214	525	222	218	440	0	1179	24	SAMPLA	289	420	406	266	672	0	1381
10	KALAYAT	62	129	642	33	675	0	866	25	SHAHBAD	99	1137	427	55	482	0	1718
11	KHARKHODA	45	309	199	99	298	0	652	26	TOHANA	435	638	1161	278	1439	75	2587
12	LADWA	327	836	796	103	899	0	2062	27	UCHANA	114	213	796	89	885	0	1212
13	M DABWALI	691	1625	243	139	382	0	2698	28	UKLANA	184	354	936	363	1299	0	1837
14	MEHAM	133	709	874	207	1081		1923	<b>Total (RND-1)</b>		<b>6152</b>	<b>16031</b>	<b>16059</b>	<b>4259</b>	<b>20318</b>	<b>303</b>	<b>42804</b>
15	N. CHDARY	86	145	386	237	623	0	854									

## SUMMARY OF HFAPoAs OF ANOTHER 28 TOWNS (ROUND-2)

Sr. No.	Name of City	CLSS	AHP Dus	BLC (NEW) DUs	BLC (ENH) DUs	BLC-TOTAL	ISSR	Grand Total	Sr. No.	Name of City	CLSS	AHP DUs	BLC (NEW) DUs	BLC (ENH) DUs	BLC-TOTAL	ISSR	Grand Total								
1	Assand	242	571	462	40	502	61	1376	16	Kaithal	733	3728	1510	220	1730	0	6191								
2	B. garh	427	6749	971	340	1311	0	8487	17	Kanina	115	101	269	216	485	0	701								
3	Barwala	106	447	1318	957	2275	73	2901	18	Loharu	395	53	301	120	421	0	869								
4	B. khera	244	126	791	320	1111	0	1481	19	M. garh	262	403	338	281	619	0	1284								
5	Bhiwani	1037	1730	3110	684	3794	0	6561	20	Narunaul	353	645	777	482	1259	0	2257								
6	Cheeka	200	1153	875	120	995	0	2348	21	Nissing	323	356	460	16	476	0	1155								
7	F.nagar	35	597	110	49	159	0	791	22	Rewari	259	5116	549	338	887	0	6262								
8	Fatehabad	1158	1788	715	578	1293	154	4393	23	Safidon	105	474	1167	67	1234	0	1813								
9	F.ZP. Jhirkha	121	252	251	170	421	0	794	24	Sirsa	974	3304	595	475	1070	280	5628								
10	Gharaunda	10	1300	576	54	630	0	1940	25	Siwani	270	265	580	526	1106	0	1641								
11	Gohana	377	1374	763	174	937	0	2688	26	Sohana	118	3728	404	330	734	0	4580								
12	Hansi	259	1208	1796	421	2217	0	3684	27	Taraori	43	875	999	63	1062	0	1980								
13	Indri	142	301	361	48	409	291	1143	28	Thanesar	283	3771	1219	272	1491	0	5545								
14	Jhajjar	300	1269	505	331	836	0	2405	<b>Total (RND-2)</b>									<b>9342</b>	<b>43945</b>	<b>23983</b>	<b>7854</b>	<b>31837</b>	<b>1048</b>	<b>86172</b>	
15	Jind	451	2261	2211	162	2373	189	5274																	



## SUMMARY OF HFAPoAs OF ANOTHER 09 TOWNS (ROUND-3)

Sr. No.	Name of City	CLSS	AHP DUs	BLC (NEW) DUs	BLC (ENH) DUs	BLC-TOTAL	ISSR	Grand Total
1	Bawal	292	455	252	118	370	0	1117
2	Charkhi Dadri	680	497	917	170	1087	0	2264
3	Hathin	160	51	359	281	640	0	851
4	Hodal	1268	203	1402	763	2165	0	3636
5	Nilokheri	30	1349	227	30	257	0	1636
6	Nuh	109	130	256	52	308	0	547
7	Palwal	1978	527	1770	439	2209	0	4714
8	Punhana	147	148	594	143	737	0	1032
9	Taoru	135	580	225	16	241	0	956
<b>Total (ROUND-3)</b>		<b>4799</b>	<b>3940</b>	<b>6002</b>	<b>2012</b>	<b>8014</b>	<b>0</b>	<b>16753</b>



## SUMMARY OF HFAPoAs OF ANOTHER 09 TOWNS (ROUND-4)

Sr. No.	Name of City	CLSS	AHP DUs	BLC (NEW) DUs	BLC (ENH) DUs	BLC-TOTAL	ISSR	Grand Total
1	Ambala	91	11631	3126	535	3661	0	15383
2	Dharuhera	166	544	197	104	301	0	1011
3	Gurgaon	468	25584	500	688	1188	417	27657
4	Hailey Mandi	26	722	439	225	664	0	1412
5	Hisar	590	7505	1317	1046	2363	125	10583
6	Naraingarh	32	736	262	75	337	0	1105
7	Pataudi	30	921	231	186	417	0	1368
8	Rohtak	425	4099	3715	1355	5070	0	9594
9	Yamuna Nagar	272	9419	3712	359	4071	0	13762
<b>Total (ROUND-4)</b>		<b>2100</b>	<b>61161</b>	<b>13499</b>	<b>4573</b>	<b>18072</b>	<b>542</b>	<b>81875</b>




## SUMMARY OF HFAPoAs OF ANOTHER 06 TOWNS (ROUND-5)

Sr. No.	Name of City	CLSS	AHP DUs	BLC (NEW) DUs	BLC (ENH) DUs	BLC-TOTAL	ISSR	Grand Total
1	Panchkula	31	6302	110	45	155	4984	11472
2	Karnal	89	5734	1611	718	2329	401	8553
3	Faridabad	8	38855	1610	278	1888	48134	88885
4	Panipat	121	12149	1367	285	1652	0	13922
5	Sonipat	205	6908	3226	263	3489	0	10602
6	Radaur	7	158	145	17	162	0	327
Total		461	70106	8069	1606	9675	53519	133761
<b>Grand Total</b>		<b>22854</b>	<b>195183</b>	<b>67612</b>	<b>20304</b>	<b>87916</b>	<b>55412</b>	<b>361365</b>



## DPRs SUMMARY OF DPRs OF 28 TOWNS (ROUND-1)


Rs. In lakh

Sr. No.	Name of City	No.of EWS Houses	Total Project Cost	Central Share	State Share	Total	Sr. No.	Name of City	No.of EWS Houses	Total Project Cost	Central Share	State Share	Total
1	ATELI	84	756.54	126.00	81.00	207.00	16	NARNAUND	132	776.85	198.00	123.00	321.00
2	BARARA	460	3215.36	690.00	456.00	1146.00	17	NARWANA	721	5065.20	1081.50	707.00	1788.50
3	BERI	622	3878.88	933.00	477.00	1410.00	18	PEHOWA	2061	16434.73	3091.50	1963.00	5054.50
4	BHUNA	318	2489.56	477.00	272.00	749.00	19	PUNDRI	902	5210.95	1353.00	882.00	2235.00
5	ELLANABAD	997	8033.83	1495.50	890.00	2385.50	20	RAJOUND	937	3889.79	1405.50	906.00	2311.50
6	GANNAUR	1555	11452.99	2332.50	1431.00	3763.50	21	RANIA	572	4602.81	858.00	516.00	1374.00
7	JULANA	680	3638.52	1020.00	665.00	1685.00	22	RATIA	682	5142.39	1023.00	600.00	1623.00
8	KALANAUR	738	5023.20	1107.00	673.00	1780.00	23	SAMALKHA	1716	14186.60	2574.00	1654.00	4228.00
9	KALANWALI	799	5747.95	1198.50	641.00	1839.50	24	SAMPLA	476	2553.46	714.00	364.00	1078.00
10	KALAYAT	785	3706.82	1177.50	753.00	1930.50	25	SHAHBAD	1557	12554.34	2335.50	1503.00	3838.50
11	KHARKHODA	465	3156.42	697.50	390.00	1087.50	26	TOHANA	1351	8498.62	2026.50	1192.00	3218.50
12	LADWA	1727	11381.74	2590.50	1624.00	4214.50	27	UCHANA	531	3109.00	796.50	488.00	1284.50
13	M. DABWALI	1836	16343.59	2754.00	1755.00	4509.00	28	UKLANA	515	3669.38	772.50	444.00	1216.50
14	MEHAM	715	6047.56	1072.50	681.00	1753.50	<b>Total</b>		<b>24221</b>	<b>172106.02</b>	<b>36331.50</b>	<b>22364.00</b>	<b>58695.50</b>
15	N. CHDHARY	287	1538.94	430.50	233.00	663.50							

## DPRs SUMMARY OF DPRs OF ANOTHER 28 TOWNS (ROUND-2)

**Rs. In lakh**

Sr. No.	Name of City	No.of EWS Houses	Total Project Cost	Central Share	State Share	Total	Sr. No.	Name of City	No.of EWS Houses	Total Project Cost	Central Share	State Share	Total
1	Assand	643	5101.75	964.50	630.00	1594.50	16	Kaithal	5436	42343.16	8154.00	5217.00	13371.00
2	Bahadurgarh	5488	60205.28	8232.00	5366.00	13598.00	17	Kanina	218	1079.11	327.00	147.00	474.00
3	Barwala	489	3879.46	733.50	424.00	1157.50	18	Loharu	52	281.42	78.00	39.00	117.00
4	Bawani khera	53	379.50	79.50	49.00	128.50	19	M.dargarh	166	691.77	249.00	103.00	352.00
5	Bhiwani	5081	26553.43	7621.50	4402.00	12023.50	20	Narunaul	865	4741.27	1297.50	637.00	1934.50
6	Cheeka	1891	13114.51	2836.50	1788.00	4624.50	21	Nissing	423	2951.59	634.50	420.00	1054.50
7	Farukhnagar	620	5325.32	930.00	594.00	1524.00	22	Rewari	3356	38394.53	5034.00	3321.00	8355.00
8	Fatehabad	1383	12434.61	2074.50	1318.00	3392.50	23	Safidon	858	5444.78	1287.00	824.00	2111.00
9	Firozpur Jhirkha	639	3631.38	958.50	474.00	1432.50	24	Sirsa	2944	27630.90	4416.00	2874.00	7290.00
10	Gharaunda	1068	8891.82	1602.00	1056.00	2658.00	25	Siwani	299	1941.67	448.50	226.00	674.50
11	Gohana	2151	15449.69	3226.50	1986.00	5212.50	26	Sohana	3859	34658.42	5788.50	3639.00	9427.50
12	Hansi	2019	13468.21	3028.50	1821.00	4849.50	27	Taraori	687	5482.44	1030.50	683.00	1713.50
13	Indri	454	2966.00	681.00	430.00	1111.00	28	Thanesar	2564	27410.38	3846.00	2512.00	6358.00
14	Jhajjar	1346	10662.13	2019.00	1198.00	3217.00	<b>Total</b>		<b>48118</b>	<b>398107.99</b>	<b>72177.00</b>	<b>45160.00</b>	<b>117337.00</b>



**DPRs SUMMARY OF DPRs OF ANOTHER 10 TOWNS (ROUND-3)****Rs. In lakh**

Sr. No.	Name of City	AHP+BLC-TOTAL		Financial assistance involved		
		No.of EWS Houses	Total Project Cost	Central Share	State Share	Total
1	Bawal	38	441.18	57.00	38.00	95.00
2	Charkhi Dadri	909	5773.73	1363.50	837.00	2200.50
3	Hathin	365	1457.98	547.50	218.00	765.50
4	Hodal	438	2821.42	657.00	338.00	995.00
5	Nilokheri	643	5932.49	964.50	634.00	1598.50
6	Nuh	167	1070.69	250.50	155.00	405.50
7	Palwal	1275	7716.40	1912.50	1088.00	3000.50
8	Punhana	481	2186.93	721.50	412.00	1133.50
9	Radaur	83	587.04	124.50	82.00	206.50
10	Taoru	773	6152.51	1159.50	757.00	1916.50
<b>Total</b>		<b>5172</b>	<b>34140.37</b>	<b>7758.00</b>	<b>4559.00</b>	<b>12317.00</b>



**SUMMARY OF DPRs OF ANOTHER 11 TOWNS (ROUND-4)****Rs. In lakh**

Sr. No.	Name of City	AHP+BLC-TOTAL		Financial assistance involved		
		No.of EWS Houses	Total Project Cost	Central Share	State Share	Total
1	Ambala	6835	77477.32	10252.50	6816.00	17068.50
2	Dharuhera	324	3460.96	486.00	314.00	800.00
3	Gurgaon	18583	237128.04	27874.50	18448.00	46322.50
4	Hailey Mandi	469	4160.04	703.50	439.00	1142.50
5	Hisar	8380	85765.88	12570.00	7838.00	20408.00
6	Karnal	4636	47998.57	6954.00	4389.00	11343.00
7	Naraingarh	589	5556.36	883.50	585.00	1468.50
8	Panchkula	3774	48609.57	5661.00	3771.00	9432.00
9	Pataudi	798	7163.40	1197.00	759.00	1956.00
10	Rohtak	3601	36990.35	5401.50	3377.00	8778.50
11	Yamuna Nagar	10815	110499.81	16222.50	10647.00	26869.50
<b>Total (RND-4)</b>		<b>58804</b>	<b>664810.30</b>	<b>88206.00</b>	<b>57383.00</b>	<b>145589.00</b>



## DPRs SUMMARY OF ANOTHER 23 TOWNS (Phase-II)

**Rs. In lakh**

Sr. No.	Name of City	No.of EWS Houses	Total Project Cost	Central Share	State Share	Total	Sr. No.	Name of City	No.of EWS Houses	Total Project Cost	Central Share	State Share	Total
1	Assandh	167	906.58	250.50	154.00	404.50	16	Nilokheri	280	2399.70	420.00	274.00	694.00
2	BARARA	103	578.72	154.50	103.00	257.50	17	PEHOWA	36	319.43	54.00	36.00	90.00
3	BERI	167	830.34	250.50	121.00	371.50	18	Punhana	404	1896.27	606.00	332.00	938.00
4	Cheeka	204	1388.18	306.00	192.00	498.00	19	Radaur	138	691.29	207.00	122.00	329.00
5	Farukhnagar	28	188.36	42.00	23.00	65.00	20	SAMPLA	601	3652.54	901.50	448.00	1349.50
6	Firozpur Jhirkha	32	186.41	48.00	27.00	75.00	21	SHAHBAD	52	201.24	78.00	52.00	130.00
7	Gohana	111	972.85	166.50	109.00	275.50	22	Sirsa	342	2656.54	513.00	295.00	808.00
8	Hathin	303	1027.29	454.50	177.00	631.50	23	Taoru	25	183.90	37.50	25.00	62.50
9	Indri	146	829.60	219.00	136.00	355.00	<b>Total</b>		<b>4006</b>	<b>23029.68</b>	<b>6009.00</b>	<b>3378.00</b>	<b>9387.00</b>
10	JULANA	81	434.05	121.50	80.00	201.50							
11	Kaithal	19	114.20	28.50	19.00	47.50							
12	KALAYAT	5	48.40	7.50	5.00	12.50							
13	KHARKHODA	92	594.52	138.00	80.00	218.00							
14	LADWA	7	37.28	10.50	6.00	16.50							
15	Meham	663	2891.99	994.50	562.00	1556.50							



## DPRs SUMMARY OF DPRs OF ANOTHER 3 TOWNS (ROUND-5)

Sr. No.	Name of City	AHP+BLC-TOTAL		Financial assistance involved		
		No.of EWS Houses	Total Project Cost	Central Share	State Share	Total
1	Faridabad	27923	360407.89	41884.5	27919	69803.5
2	Panipat	4827	56445.63	7240.5	4761	12001.5
3	Sonipat	7410	89905.44	11115	7360	18475
	<b>TOTAL</b>	<b>40160</b>	<b>506758.96</b>	<b>60240</b>	<b>40040</b>	<b>100280</b>





## DPRs SUMMARY OF ANOTHER 52 TOWNS (Phase-II)

Sr. No.	Name of City	AHP+BLC-TOTAL		Financial assistance involved									
		No. of EWS Houses	Total Project Cost	Central Share	State Share	Total							
1	ATELI	27	223.64	40.50	25.00	65.50	27	Nissing	83	566.75	124.50	80.00	204.50
2	Bahadurgarh	727	6318.46	1090.50	672.00	1762.50	28	Nuh	207	958.77	310.50	171.00	481.50
3	Barwala	399	1669.56	598.50	247.00	845.50	29	Palwal	553	2271.70	829.50	450.00	1279.50
4	Bawal	283	1654.23	424.50	227.00	651.50	30	RANIA	132	587.18	198.00	96.00	294.00
5	Bawani khera	802	3221.76	1203.00	592.00	1795.00	31	RATIA	358	1876.82	537.00	275.00	812.00
6	Bhiwani	443	3861.34	664.50	437.00	1101.50	32	Rewari	692	6241.54	1038.00	669.00	1707.00
7	BHUNA	1045	3902.98	1567.50	670.00	2237.50	33	Safidon	85	375.52	127.50	81.00	208.50
8	Charkhi Dadri	353	1707.84	529.50	271.00	800.50	34	SAMALKHA	161	1278.26	241.50	156.00	397.50
9	ELLANABAD	245	1073.39	367.50	166.00	533.50	35	Siwani	859	3150.53	1288.50	514.00	1802.50
10	Fatehabad	412	2783.09	618.00	325.00	943.00	36	Sohana	342	2460.16	513.00	308.00	821.00
11	GANNAUR	125	1083.77	187.50	117.00	304.50	37	Taraori	563	3667.87	844.50	552.00	1396.50
12	Gharaunda	862	6092.21	1293.00	823.00	2116.00	38	Thanesar	1035	8076.84	1552.50	969.00	2521.50
13	Hansi	1401	6185.07	2101.50	1179.00	3280.50	39	TOHANA	109	464.29	163.50	94.00	257.50
14	Hodal	241	855.54	361.50	160.00	521.50	40	UCHANA	360	1447.55	540.00	333.00	873.00
15	Jhajjar	425	2703.97	637.50	345.00	982.50	41	UKLANA	875	3343.47	1312.50	646.00	1958.50
16	Jind	572	3179.89	858.00	557.00	1415.00	42	Rohtak	821	4706.29	1231.50	667.00	1898.50
17	KALANAUR	634	2842.87	951.00	504.00	1455.00	43	Panchkula	1147	14665.02	1720.50	1142.00	2862.50
18	KALANWALI	106	511.23	159.00	71.00	230.00	44	Karnal	1143	12407.14	1714.50	1124.00	2838.50
19	Kanina	366	1461.76	549.00	223.00	772.00	45	Hailey Mandi	417	2209.82	625.50	330.00	955.50
20	Loharu	324	1660.59	486.00	259.00	745.00	46	Pataudi	255	1762.18	382.50	204.00	586.50
21	Mahendargarh	504	3066.11	756.00	370.00	1126.00	47	Ambala	319	2893.50	478.50	310.00	788.50
22	MANDI DABWALI	59	270.79	88.50	44.00	132.50	48	Gurgaon	4584	58611.25	6876.00	4547.00	11423.00
23	NANGAL CHODHARY	473	1986.87	709.50	302.00	1011.50	49	Dharuhera	300	2491.28	450.00	256.00	706.00
24	NARNAUND	590	2567.37	885.00	553.00	1438.00	50	Yamuna Nagar	642	3144.30	963.00	600.00	1563.00
25	Narunaul	1035	5739.55	1552.50	785.00	2337.50	51	Hisar	1248	8461.58	1872.00	892.00	2764.00
26	NARWANA	655	3838.08	982.50	640.00	1622.50	52	Naraingarh	113	758.56	169.50	102.00	271.50
								Total	30511	219340.13	45766.50	26132.00	71898.50
								<b>Grand Total</b>	<b>210992</b>	<b>2018293.45</b>	<b>316488.00</b>	<b>199016.00</b>	<b>515504.00</b>