

Pradhan Mantri Awas Yojana (PMAY-U)



Government of Karnataka

SLNA : Rajiv Gandhi Housing Corporation Ltd.

PROGRESS OF PMAY (U)



| Indicators | Current Status (No.) | | | | | | | | | | | | | | | | | | | | | | | | | |
|--|--|----------|----------|----------|----------|---------|-----|-------|-------|---|---|---------|------|------|------|------|-----|------|------|------|------|-------|-------|-------|------|------|
| <ul style="list-style-type: none"> ▪ Cities Approved | 274 | | | | | | | | | | | | | | | | | | | | | | | | | |
| <ul style="list-style-type: none"> ▪ Demand Survey Completed | Completed in 271 ULBs. Demand survey will be commenced in newly upgraded 4 cities. | | | | | | | | | | | | | | | | | | | | | | | | | |
| <ul style="list-style-type: none"> ▪ Total Demand | 19.01 Lakhs (validated 12.54 lakhs) | | | | | | | | | | | | | | | | | | | | | | | | | |
| <ul style="list-style-type: none"> ▪ Demand received through CSC & Citizen portal | CSC: 2.63 Lakhs & Citizen portal: 5.91 Lakhs | | | | | | | | | | | | | | | | | | | | | | | | | |
| <ul style="list-style-type: none"> ▪ Cases accepted/rejected | <table border="1"> <thead> <tr> <th data-bbox="1081 746 1256 802">Source</th> <th data-bbox="1256 746 1473 802">Received</th> <th data-bbox="1473 746 1666 802">Accepted</th> <th data-bbox="1666 746 1861 802">Rejected</th> <th data-bbox="1861 746 2069 802">Pending</th> </tr> </thead> <tbody> <tr> <td data-bbox="1081 802 1256 858">ULB</td> <td data-bbox="1256 802 1473 858">10.47</td> <td data-bbox="1473 802 1666 858">10.46</td> <td data-bbox="1666 802 1861 858">0</td> <td data-bbox="1861 802 2069 858">0</td> </tr> <tr> <td data-bbox="1081 858 1256 914">Citizen</td> <td data-bbox="1256 858 1473 914">5.91</td> <td data-bbox="1473 858 1666 914">1.44</td> <td data-bbox="1666 858 1861 914">1.89</td> <td data-bbox="1861 858 2069 914">2.58</td> </tr> <tr> <td data-bbox="1081 914 1256 970">CSC</td> <td data-bbox="1256 914 1473 970">2.63</td> <td data-bbox="1473 914 1666 970">0.63</td> <td data-bbox="1666 914 1861 970">1.07</td> <td data-bbox="1861 914 2069 970">0.93</td> </tr> <tr> <td data-bbox="1081 970 1256 1042">Total</td> <td data-bbox="1256 970 1473 1042">19.01</td> <td data-bbox="1473 970 1666 1042">12.53</td> <td data-bbox="1666 970 1861 1042">2.96</td> <td data-bbox="1861 970 2069 1042">3.51</td> </tr> </tbody> </table> | Source | Received | Accepted | Rejected | Pending | ULB | 10.47 | 10.46 | 0 | 0 | Citizen | 5.91 | 1.44 | 1.89 | 2.58 | CSC | 2.63 | 0.63 | 1.07 | 0.93 | Total | 19.01 | 12.53 | 2.96 | 3.51 |
| Source | Received | Accepted | Rejected | Pending | | | | | | | | | | | | | | | | | | | | | | |
| ULB | 10.47 | 10.46 | 0 | 0 | | | | | | | | | | | | | | | | | | | | | | |
| Citizen | 5.91 | 1.44 | 1.89 | 2.58 | | | | | | | | | | | | | | | | | | | | | | |
| CSC | 2.63 | 0.63 | 1.07 | 0.93 | | | | | | | | | | | | | | | | | | | | | | |
| Total | 19.01 | 12.53 | 2.96 | 3.51 | | | | | | | | | | | | | | | | | | | | | | |
| <ul style="list-style-type: none"> ▪ Whether HFAPoA Submitted | As per directions of MoHUA, HFAPoA are being revised. | | | | | | | | | | | | | | | | | | | | | | | | | |
| <ul style="list-style-type: none"> ▪ Whether AIP Submitted | AIP will be submitted after approval of HFAPoA | | | | | | | | | | | | | | | | | | | | | | | | | |
| <ul style="list-style-type: none"> ▪ Whether HFAPoA & AIP entered in MIS | Will be updated after approval of GoI | | | | | | | | | | | | | | | | | | | | | | | | | |
| <ul style="list-style-type: none"> ▪ SLTC/CLTC staffs approved vs. placed | SLTC: 10 / 5 & CLTC:128 / 113 | | | | | | | | | | | | | | | | | | | | | | | | | |
| <ul style="list-style-type: none"> ▪ Target of DUs in 2019-20 | As per Road map submitted – 3,50,000 | | | | | | | | | | | | | | | | | | | | | | | | | |

INTERFACE WITH MIS



| Indicators | Current Status (No.) |
|--|---|
| ▪ Survey entry made (%) | 12.53 Lakhs |
| ▪ Projects approved: | 1769 |
| ▪ Projects entered (7A/B/C/D) | 1696 |
| ▪ DUs approved under BLC & AHP | BLC: 174137 (1415 Projects) AHP: 355461 (354 Projects) |
| ▪ Beneficiaries attached | BLC: 135410 (78%); AHP: 140285 (40%) Total: 275695 (52%) |
| ▪ Houses geo-tagged | BLC: 120405 (70%), AHP: 190 |
| ▪ Total fund transferred through DBT (Rs. Lakhs) | 833.23 Crores |
| ▪ National Electronic Funds Transfer (NEFT) | 739.07 Crores |
| ▪ PFMS/ DBT | 0 |
| ▪ Aadhar Payment Bridge (APB) | 94.154 Crores |

PROGRESS OF PROJECTS

| Verticals | Houses Approved | Tendered | Work order Issued | Grounded/In Progress | | | | Completed |
|-------------------------|-----------------|----------|-------------------|----------------------|--------|-------|-------|-----------|
| | | | | Foundation | Lintel | Roof | Total | |
| ISSR | 0 | 0 | 0 | 0 | 0 | 0 | 0 | 0 |
| AHP | 355461 | 148557 | 1,23,668 | 21761 | 7565 | 13159 | 42485 | 8,823 |
| BLC (New)/(Enhancement) | 174137 | 0 | 1,40,840 | 16203 | 12525 | 13670 | 42398 | 90,669 |
| ■Total | 529598 | 148557 | 2,64,508 | 37964 | 20090 | 26829 | 84883 | 99,492 |

| CLSS progress: (Rs. In Crore) | | | |
|--------------------------------------|------------------------|-----------------------|-------------------------|
| No of beneficiaries availed the loan | Loan amount sanctioned | Loan amount disbursed | Subsidy amount credited |
| 30,595 | 8107.97 | 5736.82 | 658.25 |

Note: Financial Progress under AHP: 832.99 crore & BLC: 833.23 crore

PROJECT PROPOSAL BRIEF



| (Rs. In lakh) | | | | | |
|--------------------|------|-----|-----------|---------|---------|
| Verticals | ISSR | AHP | BLC (New) | BLC (E) | Remarks |
| ▪No. of Projects | 0 | 0 | 62 | 0 | |
| ▪No. of DUs | 0 | 0 | 5021 | 0 | |
| ▪Project Cost | 0 | 0 | 18648.50 | 0 | |
| ▪Central Share | 0 | 0 | 7531.50 | 0 | |
| ▪State Share | 0 | 0 | 2336.40 | 0 | |
| ▪ULB Share | 0 | 0 | 0.00 | 0 | |
| ▪Beneficiary Share | 0 | 0 | 8780.60 | 0 | |

| Verticals (Rs. Lakhs) | Per Unit Cost | Govt Share | State Share | ULB Share | Benf. Share | Completion Time |
|-----------------------|---------------|------------|--------------------------------|-----------|--------------------------------|-----------------|
| ▪ISSR | NA | NA | NA | NA | NA | NA |
| ▪AHP | NA | NA | NA | NA | NA | NA |
| ▪BLC-New | 4.00 | 1.5 | 1.20 for Gen 2.00 for SC/ST | 0 | 1.30 for Gen 0.50 for SC/ST | 18 months |
| ▪ BLC-Enhancement | NA | NA | NA | NA | NA | NA |

* Includes bank loan too

PROJECT PROPOSAL BRIEF



| Checklist | Status (Y/N) |
|---|------------------------------------|
| ▪Layout plan(as per NBC norms) Attached | Yes |
| ▪SLAC/SLSMC approval/Minutes submitted | SLAC proceedings submitted |
| ▪Land title status (encumbrance free) | Yes |
| ▪Beneficiary list (BLC) submitted | Yes |
| ▪No. of Beneficiaries with Aadhar ID | BLC: 5021 |
| ▪No. of Beneficiaries with other Unique ID | 0 |
| ▪No. of Aadhar seeded Bank accounts | BLC : 5021 |
| ▪Status of physical & social infrastructure | BLC: infrastructure already exists |
| ▪Implementation plan/Completion period | BLC:18 months |
| ▪Beneficiary consent sought | Yes |

STATUS OF MANDATORY CONDITIONS



| Mandatory conditions | Current Status |
|---|----------------|
| ▪Dispensing the need for separate Non Agricultural (NA) Permission | Completed |
| ▪Prepare/amend their Master Plans earmarking land for Affordable Housing | Under Process |
| ▪Single-window, time bound clearance for layout approval and building permissions | Under Process |
| ▪Adopt the approach of deemed building permission and layout approval on the basis of pre-approved lay outs and building plans. | Under Process |
| ▪Amend or legislate existing rent laws on the lines of the Model Tenancy Act. | Under Process |
| ▪Additional Floor Area Ratio (FAR)/Floor Space Index (FSI)/ Transferable Development Rights (TDR) and relaxed density norms. | Under Process |

Thank You

Photo Gallery
PMAY – Urban (AHP Houses)

Construction of 3630 Houses under PMAY (U) in Gadag- Betagreri, Gadag District



Construction of 1152 (G+2) Houses under PMAY (U) in Dandeli, Uttara Kannada District



Construction of 504 (G+2) Houses under PMAY (U) Haliyala, Uttara Kannada District




Construction of 1303 Houses under PMAY (U) Arasikere, Hassan District



Construction of 500 (G+2) Houses under PMAY (U) in Basavana Bagewadi, Vijayapura Dist



Construction of 917 Houses under PMAY (U) Kanakapura, Ramanagara District



Construction of 204 Houses under PMAY (U) in Siggon ULB , Haveri District



Construction of Houses by KSDB under PMAY (U) in Vijayapura, Vijayapura District




Construction of 260 (G+1+2) houses in Sy. No. 1057/A (Gunnapur road) area at Vijayapura city under PMAY-HEA Scheme (by KSDB)

Construction of Houses by KSDB under PMAY (U) in Vijayapura, Vijayapura District



Construction of 260 (G+1+2) Houses in Sy. NO. 1057/a (Gunnapur road) slum at Vijayapur city under PMAY-HFA (By KSDB)



Construction of 300 (G+1) Houses in Sy. No. 110 (Indi road) area at Vijayapura under PMAY -HFA Scheme (by KSDB)

CONSTRUCTION OF GROUP HOUSES IN GUNDLUPET (CHAMARAJANAGAR DIST) PKGB





Photo Gallery

PMAY – Urban (BLC Houses)

Belgaum dist Kallolli ULB



Bellary City Corporation





BLC House photos



Photo Gallery

PMAY – Urban CLSS

Meeting with Bankers on CLSS under chairmanship of MD, RGHCL

26



Meeting with Bankers on CLSS under chairmanship of Lead Bank Manager, Kalaburgi

27



CLSS Loan Mela - Davanagere

28




CLSS Home loan Mela- Haveri



CLSS Home loan Mela- Haveri



CLSS Home loan Mela- Dharwad



CLSS Home loan Mela- Dharwad



Orientation Programme on CLSS . Nelamangala



CLSS Home loan Mela- Kodathi, Bangalore



Photo Gallery

PMAY – Urban Meetings & Workshops

Progress review on Central Sponsored Schemes by Secretary, MoHUA



Workshop on PMAY (U) MIS and Nomination of PMAY Award

37

