

# Pradhan Mantri Awas Yojana (PMAY-U)



## Proposal for 9461 projects under vertical BLC (N)

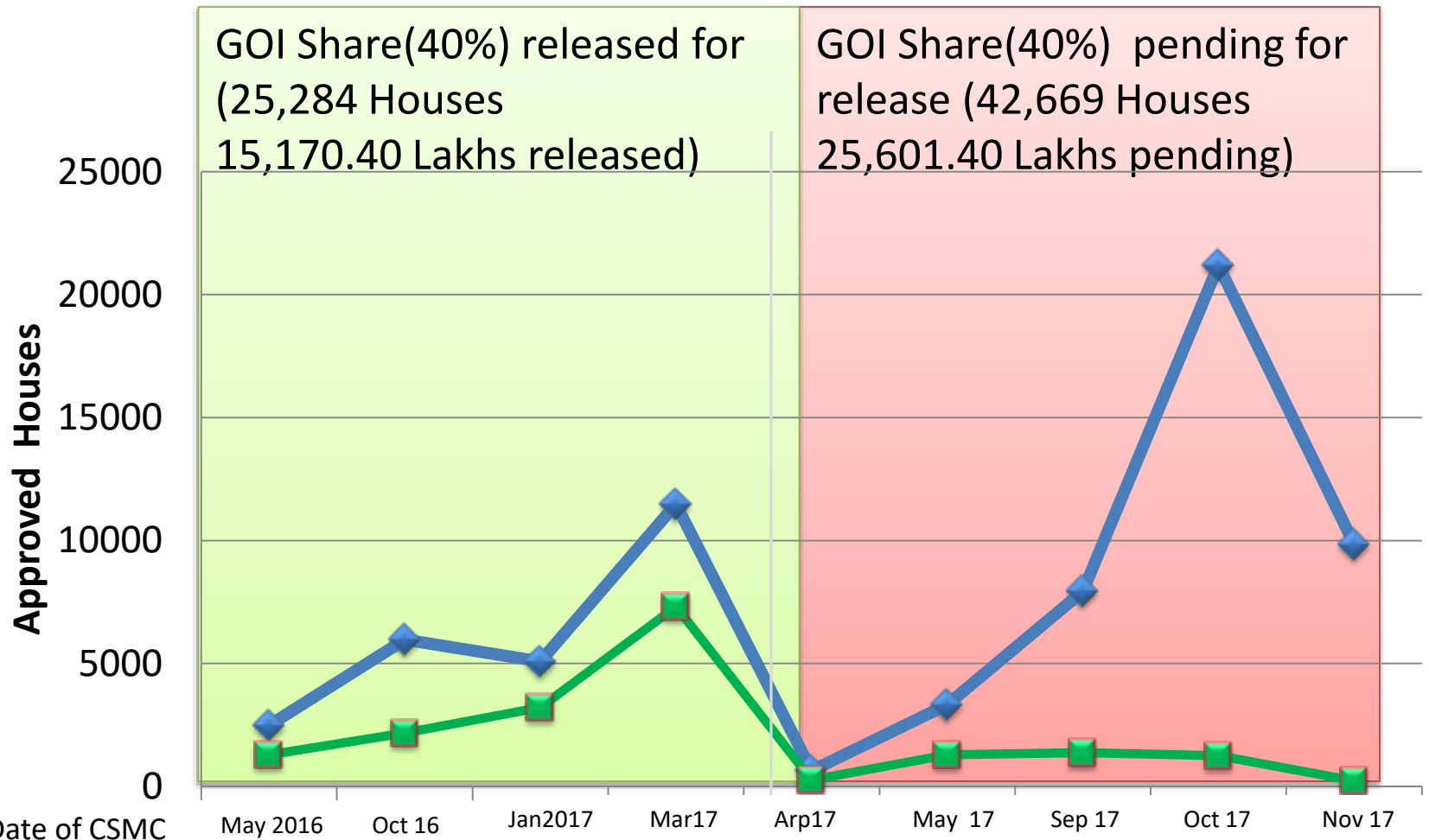
Presented to 30<sup>th</sup> CSMC on 7<sup>h</sup> Feb 2018

**Government of Kerala**

# Housing Demand and Achievement

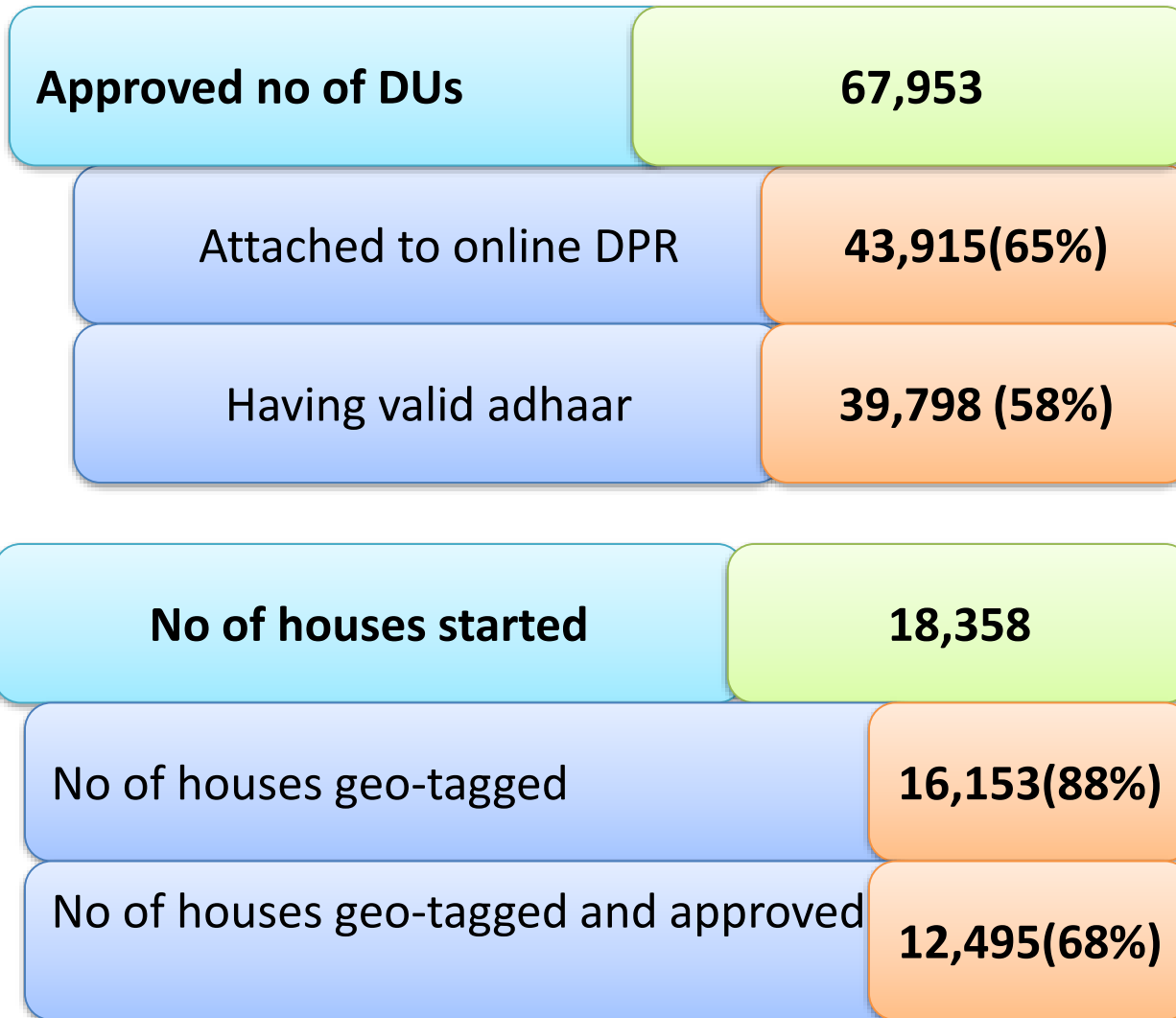
| Component | Demand | Approved                 | Pending |
|-----------|--------|--------------------------|---------|
| BLC New   | 81,136 | 77,414<br>(67,953+9,461) | 3,722   |
| CLSS      | 54,766 | 6,112                    | 50,654  |
| AHP       | 74,670 | 0                        | 74,670  |
| Insitu    | 146    | 0                        | 146     |

# Sanctioned Vs Started(BLC -New)

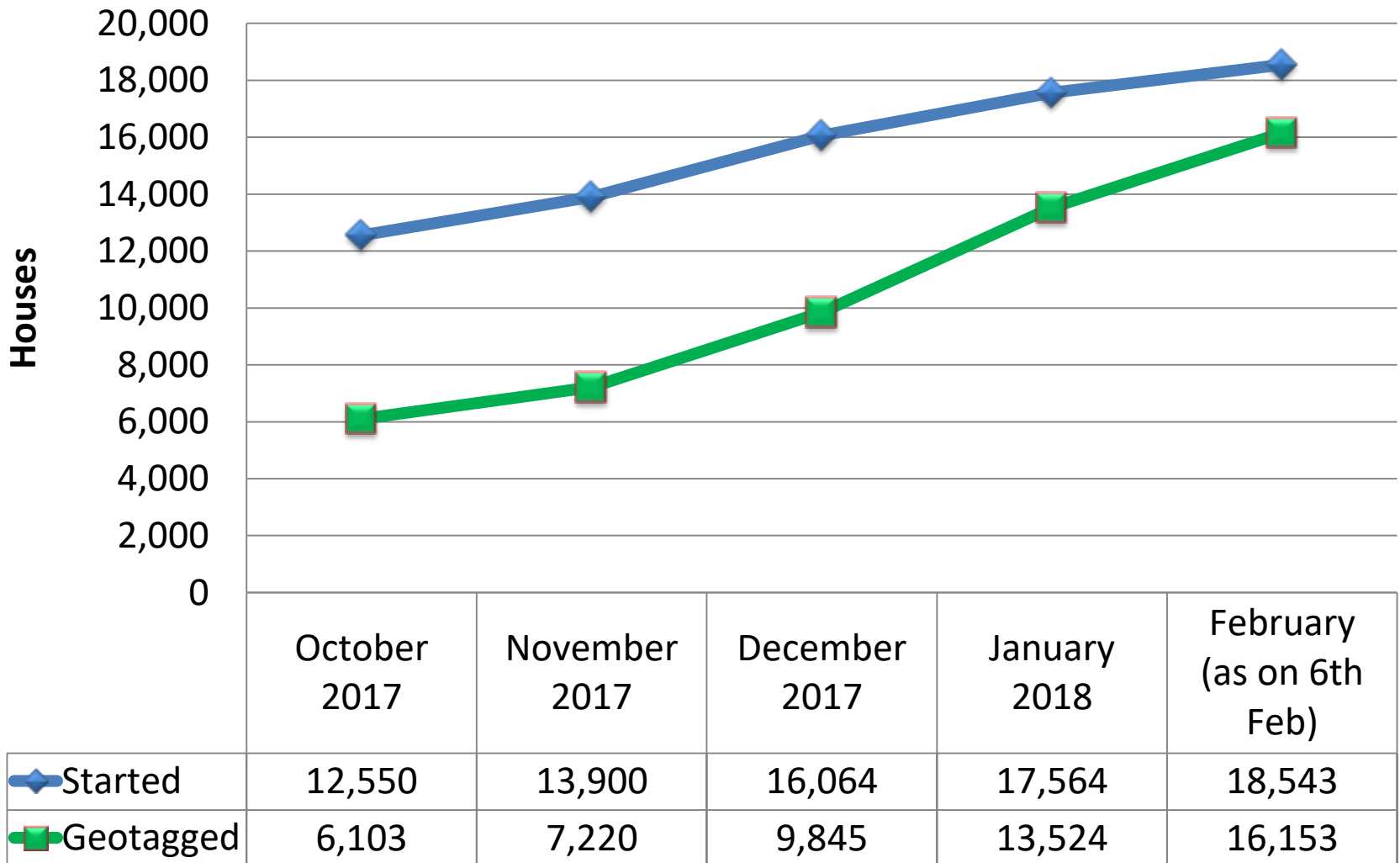


|              |      |      |      |       |     |      |      |       |      |
|--------------|------|------|------|-------|-----|------|------|-------|------|
| ◆ Sanctioned | 2481 | 5968 | 5082 | 11480 | 643 | 3322 | 7942 | 21199 | 9836 |
| ■ Started    | 1280 | 2170 | 3214 | 7319  | 260 | 1290 | 1374 | 1248  | 226  |

# MIS details of approved projects



# Houses Started Vs Geotagged



## Progress of PMAY(U)



| Indicators   | Current Status (No.)   |
|--|--|
| ▪ Cities Approved  | 93   |
| ▪ Demand Survey Completed  | 93   |
| ▪ Total Demand   | 2.20 Lakhs   |
| ▪ Demand received through Common Service Centre and Online Application | 44,640   |
| • Cases accepted/rejected  | 24,545 accepted /6,691rejected...                            |
| ▪ Whether HFAPoA Submitted   | Yes ( for 92 cities 1 pending)                               |
| ▪ Whether AIP Submitted  | Yes ( for 92 cities 1 Pending)                               |
| ▪ Whether HFAPoA & AIP entered in MIS                                  | 85 Started and 65 completed                                  |
| ▪ SLTC/CLTC staffs approved vs. placed                                 | Approved SLTC - 6, placed 5<br>Approved CLTC - 81, placed 75 |
| ▪ Target of DUs in 2017-18   | Sanctioning of 60,000<br><b>Achieved 77,414</b>              |
| ▪ State Budgetary Provision for PMAY (U) in 2017-18                    | State share 184 Cr   |
| ▪ State Budgetary Provision for PMAY (U) in 2018-19                    | State share 500 Cr   |

# PMAY-Progress in the last 2 Months

| Sl. no | Subject  | Status as on 28.11.2017                           | Status as on 07.02.2018                               | Projection for next 30 days               |
|--------|--|---|---|---|
| 1      | BLCN-ULBs with 100% coverage                   | 74  | 91  | 93(100%)                                  |
| 2      | BLC(N)-approved units                          | 58,117  | 67,953 dus approved<br>(9,461 submitted for approval) | 100%(~80000)                              |
| 3      | CLSS   | 4,200   | 6,112   | 7,000                                     |
| 4      | Social audit                                   | Plan submitted                                    | Tender Opened   | Implementation                            |
| 5      | Data Cleaning (No: of ULBs)                    | 54  | 92  | 93(cumulative)                            |
| 6      | HFAPoA submission                              | 11 Submitted                                      | 92 Cities   | 93(cumulative)                            |
| 7      | Positioning of experts                         | 63 CLTC experts and 5 SLTC experts positioned     | 75 CLTC experts and 5 SLTC experts                    | 75 CLTC experts and 5 SLTC experts        |
| 8      | Implementation –BLC(N)<br>(Agreement Executed) | 1,6250  | 21,454  | 23,000                                    |
| 9      | AHP projects                                   | 0   | 2 being vetting/verified by SLNA                      | Will submit 2AHP projects to the ministry |
| 10     | Geo-tagging                                    | Houses geotagged-7,220<br>Houses Accepted - 4,380 | Houses geotagged-16,153<br>Houses Accepted -12,495    | Houses 20,000(cumulative)                 |
| 11     | MIS entry                                      | 2,03,777  | 2,38,521  | 100% <span style="float: right;">7</span> |

# Status of mandatory conditions

| Mandatory conditions  | Current Status     |
|---|--------------------|
| <ul style="list-style-type: none"> <li>▪Dispensing the need for separate Non Agricultural (NA) Permission</li> </ul>  | Yes                |
| <ul style="list-style-type: none"> <li>▪Prepare/amend their Master Plans earmarking land for Affordable Housing</li> </ul>  | Yes                |
| <ul style="list-style-type: none"> <li>▪Single-window, time bound clearance for layout approval and building permissions</li> </ul>   | Partially complied |
| <ul style="list-style-type: none"> <li>▪Adopt the approach of deemed building permission and layout approval on the basis of pre-approved lay outs and building plans.</li> </ul> | Yes                |
| <ul style="list-style-type: none"> <li>▪Amend or legislate existing rent laws on the lines of the Model Tenancy Act.</li> </ul>   | Partially complied |
| <ul style="list-style-type: none"> <li>▪Additional Floor Area Ratio (FAR)/Floor Space Index (FSI)/ Transferable Development Rights (TDR) and relaxed density norms.</li> </ul>    | Yes                |



# Interface with MIS

| Indicators                                      | Current Status (No.)                          |
|---|---|
| ▪Survey entry made (%)                          | 94%   |
| ▪Projects approved:                             | 246   |
| ▪Projects entered (7A/B/C/D)                    | 7C-246  |
| ▪DUs approved under BLC                         | 67,953  |
| ▪Houses geo-tagged →accepted                    | Houses –geo tagged 16,153-<br>Accepted 12,495 |
| ▪Total fund transferred through DBT (Rs. Lakhs) | Nil   |
| ▪National Electronic Funds Transfer (NEFT)      | 277.36 Cr                                     |
| ▪PFMS/ DBT                                      | Nil   |
| ▪Aadhar Payment Bridge (APB)                    | Nil   |

# Progress of Projects

| Verticals | Houses Approved        | Tendered | Work order Issued | Grounded/In Progress |        |       |        | Completed |
|-----------|------------------------|----------|-------------------|----------------------|--------|-------|--------|-----------|
|           |                        |          |                   | Foundation           | Lintel | Roof  | Total  |           |
| ISSR      | NIL                    | NA       | <b>NA</b>         | NA                   | NA     | NA    | NA     | NA        |
| AHP       | NIL                    | NA       | <b>NA</b>         | NA                   | NA     | NA    | NA     | NA        |
| BLC (New) | 67,953                 | NA       | <b>21,454</b>     | 6,573                | 5,507  | 5,245 | 17,325 | 1,056     |
| Total     | 67,953                 | NA       | <b>21,454</b>     | 6,573                | 5,507  | 5,245 | 17,325 | 1,056     |
| CLSS      | No. of loan sanctioned |          | 6112              | NA                   |        |       |        |           |

## PROJECT PROPOSAL BRIEF

| Verticals         | BLC (New)       |
|-------------------|-----------------|
| No. of Projects   | 52              |
| No. of DUs        | 9461            |
| Project Cost      | 28,383.00 Lakhs |
| Central Share     | 14,191.50 Lakhs |
| State Share       | 4,730.50 Lakhs  |
| ULB Share         | 4,730.50 Lakhs  |
| Beneficiary Share | 4,730.50 Lakhs  |

| Verticals<br>(Rs. Lakhs) | Per Unit<br>Cost | Central<br>Share | State<br>Share | ULB<br>Share | Benf.<br>Share | Completion<br>Time |
|--------------------------|------------------|------------------|----------------|--------------|----------------|--------------------|
| ■BLC (N)                 | 3 Lakhs          | 1.5 Lakhs        | 0.5 Lakhs      | 0.5 lakhs    | 0.5 Lakhs      | 18 months          |

## PROJECT PROPOSAL BRIEF

| Checklist                                   | Status (Y/N) |
|---|--------------|
| ▪Layout plan(as per NBC norms) Attached     | YES          |
| ▪SLAC/SLSMC approval/Minutes submitted      | YES          |
| ▪Land title status (encumbrance free)       | YES          |
| ▪Beneficiary list (BLC) submitted           | YES          |
| ▪No. of Beneficiaries with Aadhar ID        | 99%          |
| ▪No. of Beneficiaries with other Unique ID  | 1%           |
| ▪No. of Aadhar seeded Bank accounts         | 70%          |
| ▪Status of physical & social infrastructure | available    |
| ▪Implementation plan/Completion period      | 18 months    |
| ▪Beneficiary consent sought                 | Yes          |

# Issues

- Fund release of Central Share

| Component   | Approved date                   | No of cities | Amount         |
|---|---------------------------------|--------------|----------------|
|   |                                 |              | (in Lakhs)     |
| First installment of of beneficiaries of other than SC/ST | 24.04.2017                      | 2 Cities     | 374.4          |
|   | 29.05.2017                      | 18 Cities    | 1840.8         |
| First installment   | 27.09.2017                      | 28 cities    | 4765.2         |
|   | 30.10.2017                      | 75 Cities    | 12719.4        |
|   | 29.11.2017                      | 48 Cities    | 5901.6         |
|   |                                 | <b>Total</b> | <b>25601.4</b> |
| HFAPoA fund release pending                               | 11 Cities (Malappuram District) |              |                |

- Second instalment of 10 Cities (UC already submitted)
- Capacity building programme(17-18) -pending fund release
- Not able to register cities in PFMS –36 Cities are listed under “Rural” other than “Urban”

## UC(IHSDP) Submission

|   |                        |
|---|------------------------|
| <b>No of Projects</b>                     | <b>53</b>              |
| No of UCs to be submitted(As on 30-11-17) | 47                     |
| UC amount                                 | 57.57 Cr (47 Projects) |
| Submitted(After 30-11-17)                 | 55.45 Cr (43 projects) |
| Pending                                   | 2.12 Cr (4 Projects)   |

## UC(BSUP) Submission

|   |                       |
|---|-----------------------|
| <b>No of Projects</b>                     | <b>7</b>              |
| No of UCs To be submitted(As on 30-11-17) | 7                     |
| UC amount                                 | 62.90 Cr (7 Projects) |
| Submitted(After 30-11-17)                 | 49.26 Cr(4 Projects)  |
| Pending                                   | 13.64 Cr (3 Projects) |

# Thank You

# NEW HOUSE - COMPLETED

Before



After






# NEW HOUSE - COMPLETED

Before

After



# NEW HOUSE - COMPLETED

Before



After



Kudumbashree, Local self Govt Dept., Govt  
of Kerala

# CLSS House Purchased

## Thrissur



Kudumbashree, Local self Govt Dept., Govt  
of Kerala

# RAY -SMP Palace, Kollam

Flat construction in Progress



# RAY -Thuruthy colony Kochi

G+2 -6 DUs



Field visit with MoHUPA officials



# RAY -Thuruthy colony Kochi



## Individual Houses



# RAY –Mathippuram Trivandrum Corporation



# RAY –Mathippuram Trivandrum Corporation



Kudumbashree, Local self Govt Dept., Govt of Kerala



# BSUP- Karimadom



# BSUP-Kalladimugham-Trivandrum

Flat



Flat



Old age Home



Destitute rehabilitation center



# IHSDP

Malappuram IHSDP



Thrissie IHSDP

Thrissie IHSDP



കുടുംബശ്രീ - മെക്കാനിക്സ് മെന്റലിറ്റി എൻ.ഡി.പി പദ്ധതിയിൽ നിർമ്മാണം പൂർത്തിയാക്കുന്ന വീടുകൾ



*Thank  
you*



# IHSDP

|             | Sanctioned | Started | completed |     |
|-------------|------------|---------|-----------|-----|
| New house   | 22257      | 18692   | 18004     | 81% |
| Upgradation | 1320       | 838     | 809       | 61% |
| Total       | 23577      | 19530   | 18813     | 80% |

# IHSDP

|               | Sanctioned | Started | completed | %   |
|---------------|------------|---------|-----------|-----|
| New house     | 14204      | 9660    | 8718      | 61% |
| Upgradation   | 12001      | 10912   | 10819     | 90% |
| Total Housing | 26205      | 20572   | 19537     | 75% |
| Exopenditure  |            |         |           |     |

# RAY

|               | <b>Sanctioned</b> | <b>Started</b> | <b>completed</b> | <b>%</b> |
|---------------|-------------------|----------------|------------------|----------|
| New house     | <b>1892</b>       | <b>932</b>     | <b>112</b>       | 6%       |
| Upgradation   | <b>267</b>        | <b>0</b>       | <b>0</b>         | 0%       |
| Total Housing | <b>2159</b>       | <b>932</b>     | <b>112</b>       | 5%       |

# Best Practices

- **Beneficiary Participation**
- **Convergence of AUEGS (A State urban Employment Guarantee Scheme)**
- **Women Construction Groups**
- **Hollow Brick Units**
- **Painting Unit**



# Opportunities/ PMAY convergence

- **3 lakh individual houses** expected in 2017 - 2019 - As labour force and as suppliers of solid/ hollow blocks (Both in rural & urban area)
- **Flat construction** - Painting team
- Empowerment for women; Converting them **from unskilled to Skilled entrepreneur**
- Catering to **demand - supply gap** (shortage of workers/ materials)