




Urban Development & Housing Department  
Government of Madhya Pradesh



प्रधान मंत्री  
आवास योजना-शहरी  
Pradhan Mantri Awas Yojana-Urban

42<sup>nd</sup> Meeting of the  
Central Sanctioning cum  
Monitoring  
Committee(CSMC)  
under  
Pradhan Mantri Awas  
Yojana - Housing For All

30<sup>th</sup> January, 2019



# Progress of PMAY (U)

Indicators	Current Status (No.)
▪ Cities Approved	378
▪ Demand Survey Completed	378
▪ Total Demand	11.52 Lakh
▪ Status of Survey Entry	9,57,239 survey data entered by ULBs
▪ Demand received through Common Service Centre and Online Application	4,48,565
▪ Cases accepted/rejected	2,11,776
▪ Whether HFAPoA Submitted	Yes, For all 378 Towns
▪ Whether AIP Submitted	Yes
▪ SLTC/CLTC staffs approved vs. placed	SLTC:10 vs 10 / CLTC: 454 vs 521
▪ Target of DUs in 2018-19	Sanctioning: 2.47 Lakh DUs <i>(1,70,347 EWS approved excluding CLSS. In addition 35,377 under approval in today's meeting of CSMC)</i> Completion: 2.00 Lakh DUs
▪ State Budgetary Provision for PMAY (U) in 2018-19	As per provision of GoI matching budgetary provisions is ensured in state budget


## Interface with MIS

Indicators	Current Status (No.)
▪Projects approved:	1,157
▪Projects entered (7A/B/C/D)	1,142
▪DUs approved under BLC	4,37,763
▪Beneficiaries attached	3,89,731
▪Beneficiary Attachment Made (%)	89.03%
▪Geo-tagged Points	9,26,206 <i>(No. of Unique Houses Geo-Tagged: 2,95,177)</i>

# Progress of Projects

Verticals	Approved DUs	Tendered	Work Order Issued	Grounded for Construction / In-Progress				Completed
				Foundation / Started	Lintel	Roof	Total	
<b>AHP</b>	1,41,954	1,04,031	92,599	51,599	20,248	11,091	82,938	<b>12,567</b>
<b>BLC (N)</b>	4,37,850	2,69,017	2,69,017	1,11,919	40,924	28,601	1,81,444	<b>1,06,177</b>
<b>ISSR</b>	2,172	960	-	-	-	-	-	-
<b>CLSS</b>	<b>20,854</b>							
<b>Total:</b>	<b>6,81,976</b>	<b>3,74,008</b>	<b>3,61,616</b>	<b>1,63,518</b>	<b>61,172</b>	<b>39,692</b>	<b>2,64,382</b>	<b>1,18,744</b>

Note: Additional **8,574 houses** have been grounded and **8,672 houses** have been completed since last report for which project wise details are yet to be submitted



*Photographs  
Affordable Housing in Partnership  
(AHP)*



## Progress of Approved AHP Projects



Completed and Alloted DU in Chhindwara

## Progress of Approved AHP Projects



Completed DUs in Damoh

## Progress of Approved AHP Projects




AHP Project at Sagar



# Progress of Approved AHP Projects

AHP Project at Morena



LIG/MIG DUs of AHP  
Project at Damoh



AHP Project at Chhindwara



AHP Project at Morena

# Progress of Approved AHP Projects



AHP Project at Khargone

## Progress of Approved AHP Projects



Completed & Under-Construction DUs in Satna



*Photographs  
Beneficiary Led Construction  
(BLC)*



# Progress of Approved BLC Projects



Burhanpur



Dewas



Depalpur



Datia



Dewas

# Progress of Approved BLC Projects

Shahpur



Silwani



Suwasra



Sehore



Sehore



Tikamgarh-AHP



# Progress of Approved BLC Projects

Gurh



Isagarh



Hoshangabad



Chhindwara



Datia



Hoshangabad



# Progress of Approved BLC Projects



Completed and Under-Construction DUs in Alirajpur



# Progress of Approved BLC Projects



Completed BLC DUs in Sendhwa

# Progress of Approved BLC Projects



Multai



Narwar



Morena




Narsingharh



Morena

# Progress of Approved BLC Projects



Completed BLC DUs in Ujjain

# Progress of Approved BLC Projects



Completed BLC DUs in Ujjain

# Project Proposal Brief

(Amount Rs. in Crore)

Verticals	ISSR	AHP	BLC (New)	BLC (E)	Remarks
■ No. of Projects	-	-	70	-	-
■ No. of DUs	-	-	35,377	-	-
■ Project Cost	-	-	1,349.3044	-	-
■ Central Share	-	-	530.655	-	-
■ State Share	-	-	353.77	-	-
■ ULB/ Implementing agency Share	-	-	3.4468	-	-
■ Beneficiary Share	-	-	461.4326	-	-
■ PPP / LIG / MIG / HIG / Commercial	-	-	-	-	-

(Amount Rs. in Lakh)

Verticals	Per Unit Cost	Central Share	State Share	ULB/ Implementing agency Share	Beneficiary Share	Completion Time
■ BLC (N)	3.85	1.50	1.00	For Infrastructure	1.35	12/18 months from the date of work commencement

# *Agenda 1:*

## *70 Detailed Project Reports (DPRs) under BLC Vertical of 68 ULBs*

(Rs. In Crore)

S. No.	SLAC Meeting No. / Date	No. of EWS DUs	Project Cost	Central Share	State Share	ULB Share	EWS Beneficiary Share
1	26 <sup>th</sup> / 14-Dec-18	403	15.5160	6.045	4.03	-	5.4410
2	27 <sup>th</sup> / 23-Jan-19	16,695	638.3469	250.425	166.95	3.4468	217.5251
3	28 <sup>th</sup> / 25-Jan-19	18,279	695.4415	274.185	182.79	-	238.4665
<b>Total:</b>		<b>35,377</b>	<b>1,349.3044</b>	<b>530.655</b>	<b>353.77</b>	<b>3.4468</b>	<b>461.4326</b>

# City-Wise Details of DPR under Approval – BLC (Bhopal Division)

Rs. in Crore

S. No.	Name of City	Total No. of DUs	Project Cost	Central Share	State Share	ULB Share	EWS Beneficiary Share	Per DU EWS Share (In Lakh)
1	Amla	31	1.1935	0.465	0.31	-	0.4185	1.35
2	Betul	74	2.8490	1.110	0.74	-	0.9990	1.35
3	Betul-Bazar	107	4.1195	1.605	1.07	-	1.4445	1.35
4	Chicholi	35	1.3475	0.525	0.35	-	0.4725	1.35
5	Hoshangabad	332	12.7820	4.980	3.32	-	4.4820	1.35
6	Seoni-Malwa	240	9.2400	3.600	2.40	-	3.2400	1.35
7	Sohagpur	644	24.7940	9.660	6.44	-	8.6940	1.35
8	Begamganj	915	35.2275	13.725	9.15	-	12.3525	1.35
9	Mandideep	1,000	38.5000	15.000	10.00	-	13.5000	1.35
10	Rajgarh	790	30.4150	11.850	7.90	-	10.6650	1.35
11	Kurwai	687	26.4495	10.305	6.87	-	9.2745	1.35
<b>Total:</b>		<b>4,855</b>	<b>186.9175</b>	<b>72.825</b>	<b>48.55</b>	<b>-</b>	<b>65.5425</b>	<b>-</b>

## City-Wise Details of DPR under Approval – BLC (Gwalior Division)

Rs. in Crore

S. No.	Name of City	Total No. of DUs	Project Cost	Central Share	State Share	ULB Share	EWS Beneficiary Share	Per DU EWS Share (In Lakh)
1	Bhander	400	15.4000	6.000	4.00	-	5.4000	1.35
2	Bareth	28	1.0780	0.420	0.28	-	0.3780	1.35
3	Kolaras	875	33.6875	13.125	8.75	-	11.8125	1.35
<b>Total:</b>		<b>1,303</b>	<b>50.1655</b>	<b>19.545</b>	<b>13.03</b>	<b>-</b>	<b>17.5905</b>	<b>-</b>

## City-Wise Details of DPR under Approval – BLC (Rewa Division)

S. No.	Name of City	Total No. of DUs	Project Cost	Central Share	State Share	ULB Share	EWS Beneficiary Share	Per DU EWS Share (In Lakh)
1	Mangawan	669	25.7565	10.035	6.69	-	9.0315	1.35



# City-Wise Details of DPR under Approval – BLC (Indore Division)

Rs. in Crore

S. No.	Name of City	Total No. of DUs	Project Cost	Central Share	State Share	ULB Share	EWS Beneficiary Share	Per DU EWS Share (In Lakh)
1	Barwani	113	4.3505	1.695	1.13	-	1.5255	1.35
2	Pansema	334	12.8590	5.010	3.34	-	4.5090	1.35
3	Sendhwa	499	19.2021	7.485	4.99	-	6.7271	1.35
4	Dhar	412	16.9589	6.180	4.12	0.4867	6.1722	1.50
5	Kukshi	297	11.4345	4.455	2.97	-	4.0095	1.35
6	Rajgarh	175	6.7375	2.625	1.75	-	2.3625	1.35
7	Sawer	221	8.1770	3.315	2.21	0.7735	1.8785	0.85
8	Khandwa	2,070	79.6560	31.050	20.70	-	27.9060	1.35
9	Bhikangaon	754	31.2156	11.310	7.54	2.1866	10.1790	1.35
10	Khargone	1,584	60.9840	23.760	15.84	-	21.3840	1.35
11	Maheshwar	599	23.0615	8.985	5.99	-	8.0865	1.35
<b>Total:</b>		<b>7,058</b>	<b>274.6366</b>	<b>105.870</b>	<b>70.58</b>	<b>3.4468</b>	<b>94.7398</b>	<b>-</b>

# City-Wise Details of DPR under Approval – BLC (Jabalpur Division)

Rs. in Crore

S. No.	Name of City	Total No. of DUs	Project Cost	Central Share	State Share	ULB Share	EWS Beneficiary Share	Per DU EWS Share (In Lakh)
1	Katangi	200	7.6955	3.000	2.00	-	2.6955	1.35
2	Lanji	95	3.6557	1.425	0.95	-	1.2807	1.35
3	Malajkhand	200	7.3400	3.000	2.00	-	2.3400	1.17
4	Waraseoni	514	19.7890	7.710	5.14	-	6.9390	1.35
5	Amarwara	100	3.8500	1.500	1.00	-	1.3500	1.35
6	Chaurai Khas	70	2.6950	1.050	0.70	-	0.9450	1.35
7	Chhindwara	892	34.3420	13.380	8.92	-	12.0420	1.35
8	Damua	234	9.0090	3.510	2.34	-	3.1590	1.35
9	Harrai	41	1.5785	0.615	0.41	-	0.5535	1.35
10	Lodhikheda	120	4.6200	1.800	1.20	-	1.6200	1.35
11	Mohgaon	54	2.0790	0.810	0.54	-	0.7290	1.35
12	Pandhurna	319	12.2815	4.785	3.19	-	4.3065	1.35

# City-Wise Details of DPR under Approval – BLC (Jabalpur Division...)

Rs. in Crore

S. No.	Name of City	Total No. of DUs	Project Cost	Central Share	State Share	ULB Share	EWS Beneficiary Share	Per DU EWS Share (In Lakh)
13	Sausar	161	6.1985	2.415	1.61	-	2.1735	1.35
14	Jabalpur	2,081	74.9160	31.215	20.81	-	22.8910	1.10
15	Jabalpur	3,320	119.5200	49.800	33.20	-	36.5200	1.10
16	Sihora	464	17.8640	6.960	4.64	-	6.2640	1.35
17	Katni	123	4.7355	1.845	1.23	-	1.6605	1.35
18	Katni	519	19.9815	7.785	5.19	-	7.0065	1.35
19	Vijayraghavgarh	321	10.7856	4.815	3.21	-	2.7606	0.86
20	Bamhani	194	7.4690	2.910	1.94	-	2.6190	1.35
21	Mandla	407	15.6618	6.105	4.07	-	5.4868	1.35
22	Gadarwara	558	21.4830	8.370	5.58	-	7.5330	1.35
23	Narsimhapur	1,438	55.3359	21.570	14.38	-	19.3859	1.35
24	Seoni	231	8.8935	3.465	2.31	-	3.1185	1.35
<b>Total:</b>		<b>12,656</b>	<b>471.7795</b>	<b>189.840</b>	<b>126.56</b>	<b>-</b>	<b>155.3795</b>	<b>-</b>

# City-Wise Details of DPR under Approval – BLC (Sagar Division)

Rs. in Crore

S. No.	Name of City	Total No. of DUs	Project Cost	Central Share	State Share	ULB Share	EWS Beneficiary Share	Per DU EWS Share (In Lakh)
1	Ghuwara	230	8.8550	3.450	2.30	-	3.1050	1.35
2	Nowgong	144	5.5440	2.160	1.44	-	1.9440	1.35
3	Rajnagar	205	7.8925	3.075	2.05	-	2.7675	1.35
4	Damoh	1,564	60.2140	23.460	15.64	-	21.1140	1.35
5	Devendranagar	128	4.9280	1.920	1.28	-	1.7280	1.35
6	Panna	300	11.5500	4.500	3.00	-	4.0500	1.35
7	Rahatgarh	553	21.2905	8.295	5.53	-	7.4655	1.35
8	Sagar	1,270	48.8950	19.050	12.70	-	17.1450	1.35
9	Kari	142	5.4670	2.130	1.42	-	1.9170	1.35
10	Palera	71	2.7340	1.065	0.71	-	0.9590	1.35
11	Prithvipur	537	20.6745	8.055	5.37	-	7.2495	1.35
<b>Total:</b>		<b>5,144</b>	<b>198.0445</b>	<b>77.160</b>	<b>51.44</b>	<b>-</b>	<b>69.4445</b>	<b>-</b>

# City-Wise Details of DPR under Approval – BLC (Ujjain Division)

Rs. in Crore

S. No.	Name of City	Total No. of DUs	Project Cost	Central Share	State Share	ULB Share	EWS Beneficiary Share	Per DU EWS Share (In Lakh)
1	Dewas	1,437	55.3245	21.555	14.37	-	19.3995	1.35
2	Pipalrawan	360	13.8600	5.400	3.60	-	4.8600	1.35
3	Sonkatch	307	11.8195	4.605	3.07	-	4.1445	1.35
4	Sitamau	362	13.9008	5.430	3.62	-	4.8508	1.34
5	Jaora	97	3.6330	1.455	0.97	-	1.2080	1.25
6	Sailana	53	2.0405	0.795	0.53	-	0.7155	1.35
7	Mahidpur	23	0.8855	0.345	0.23	-	0.3105	1.35
8	Tarana	433	16.6705	6.495	4.33	-	5.8455	1.35
9	Ujjain	620	23.8700	9.300	6.20	-	8.3700	1.35
<b>Total:</b>		<b>3,692</b>	<b>142.0043</b>	<b>55.380</b>	<b>36.92</b>	<b>-</b>	<b>49.7043</b>	<b>-</b>



## *Agenda-2*

*Correction in 4 BLC(N) and 1 AHP Curtailed Projects*

## *Correction in 4 BLC(N) and 1 AHP Curtailed Projects*

City	CSMC Approval Date	Vertical	No. of EWS DUs as per Approved DPR	Curtailed EWS DUs	Corrected EWS DUs for Curtailment	Revised No. of EWS DUs on Correction in Curtailment	Remarks
Anjad	24-Apr-2017	BLC	500	60	4	<b>496</b>	No. of curtailed EWS DUs needs to be corrected to 4 from instead of 60.
Anjad	27-Dec-2017	BLC	500	4	60	<b>440</b>	No. of curtailed EWS DUs needs to be corrected to 60 instead of 4 DUs.
Mandsaur	17-Mar-2016	AHP	420	126	-	<b>420</b>	As per proposal of Mandsaur Municipal Council 126 EWS DUs were curtailed which needs to be cancelled, as all 420 EWS beneficiaries has been identified now.
Umaria	27-Dec-2017	BLC	1,011	400	-	<b>1,011</b>	Because of typographic error 400 EWS DUs were curtailed which needs to be cancelled.
Barwaha-Khargone	26-Mar-18	BLC	268	48	-	<b>268</b>	Because of typographic error 48 EWS DUs were curtailed which needs to be cancelled.



Thank You...



# Progress of Projects

Verticals	Approved DUs	Tendered	Work Order Issued	Grounded for Construction / In-Progress				Completed
				Foundation / Started	Lintel	Roof	Total	
AHP <i>(EWS Including 8,123 RAY)</i>	2,17,023	1,04,031	1,01,146	51,599	20,248	11,091	82,938	<b>18,208</b>
BLC (N)	4,37,763	-	-	1,11,919	40,924	28,601	1,81,444	<b>1,09,208</b>
ISSR	2,172	960	-	-	-	-	-	-
CLSS <i>(Including LIG/MIG)</i>	19,103	-	-	-	-	-	-	<b>19,103</b>
<b>Total:</b>	<b>6,76,061</b>	<b>1,04,991</b>	<b>3,70,163</b>	<b>1,63,518</b>	<b>61,172</b>	<b>39,692</b>	<b>2,64,382</b>	<b>1,46,519</b>