




प्रधान मंत्री
आवास योजना-शहरी
Pradhan Mantri Awas Yojana-Urban

*47th Meeting of the
Central Sanctioning cum
Monitoring
Committee(CSMC)
under
Pradhan Mantri Awas
Yojana - Housing For All*

25th September, 2019



**Urban Development & Housing Department
Government of Madhya Pradesh**





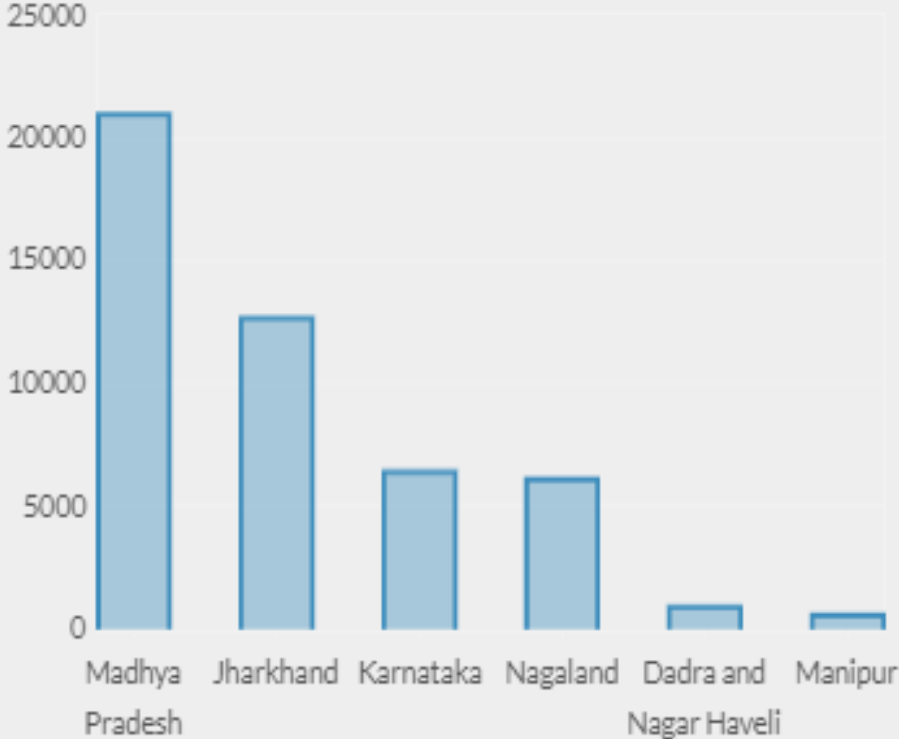
Implementation of Angikaar Campaign in Madhya Pradesh



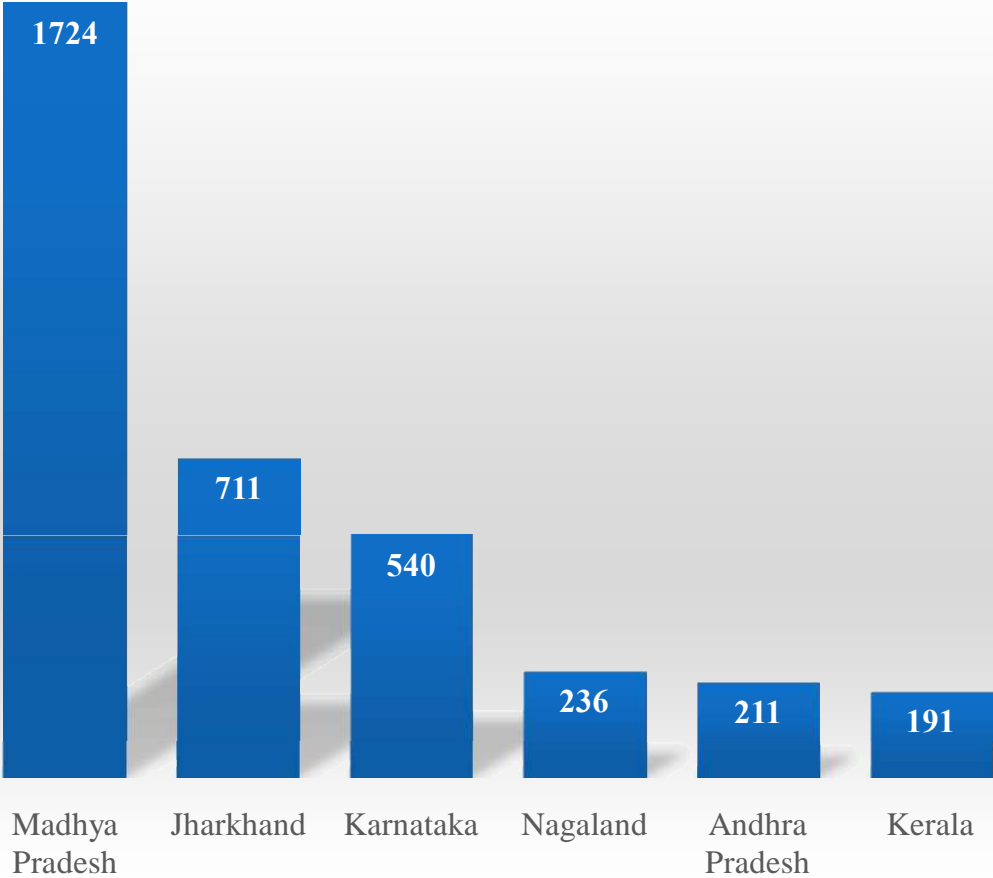
Status in Angikaar Campaign

Need Assessment Done

Top State/UTs



ARP Registered



Workshop of Angikaar Campaign at State Level



**PRADHAN MANTRI AWAS
YOJANA (URBAN)
Housing For All - 2022**



Directorate, Urban Adminis-
tration and Development
Madhya Pradesh



Rewa Division (45 ULBs)



Bhopal Division (60 ULBs)



Gwalior Division (51 ULBs)



Indore Division (51 ULBs)



Jabalpur Division (54 ULBs)



Sagar Division (51 ULBs)



Ujjain Division (66 ULBs)



Division/City Level Training Program for ARPs



angikaar

A Campaign for Change Management



—SHANU—



Workshop for Angikaar Campaign at City Level

Gwalior Division



Mungaoli, Ashoknagar



Ujjain Division



Sagar Division



Indore Division



Bhopal Division



Activities under Angikaar Campaign

सरकार की योजनाओं को घर-घर पहुंचायेंगे वॉलेंटियर्स

नगरपालिका सेवाओं के सभागार में आज पंजीकृत वॉलेंटियर्स को इंजिस इण्डिया ने दिया प्रशिक्षण



नगरपालिका सेवाओं के सभागार में आज पंजीकृत वॉलेंटियर्स को इंजिस इण्डिया ने दिया प्रशिक्षण। नगरपालिका सेवाओं के सभागार में आज पंजीकृत वॉलेंटियर्स को इंजिस इण्डिया ने दिया प्रशिक्षण। नगरपालिका सेवाओं के सभागार में आज पंजीकृत वॉलेंटियर्स को इंजिस इण्डिया ने दिया प्रशिक्षण।

Media Coverage



Badge for ARPs



Tree Plantation



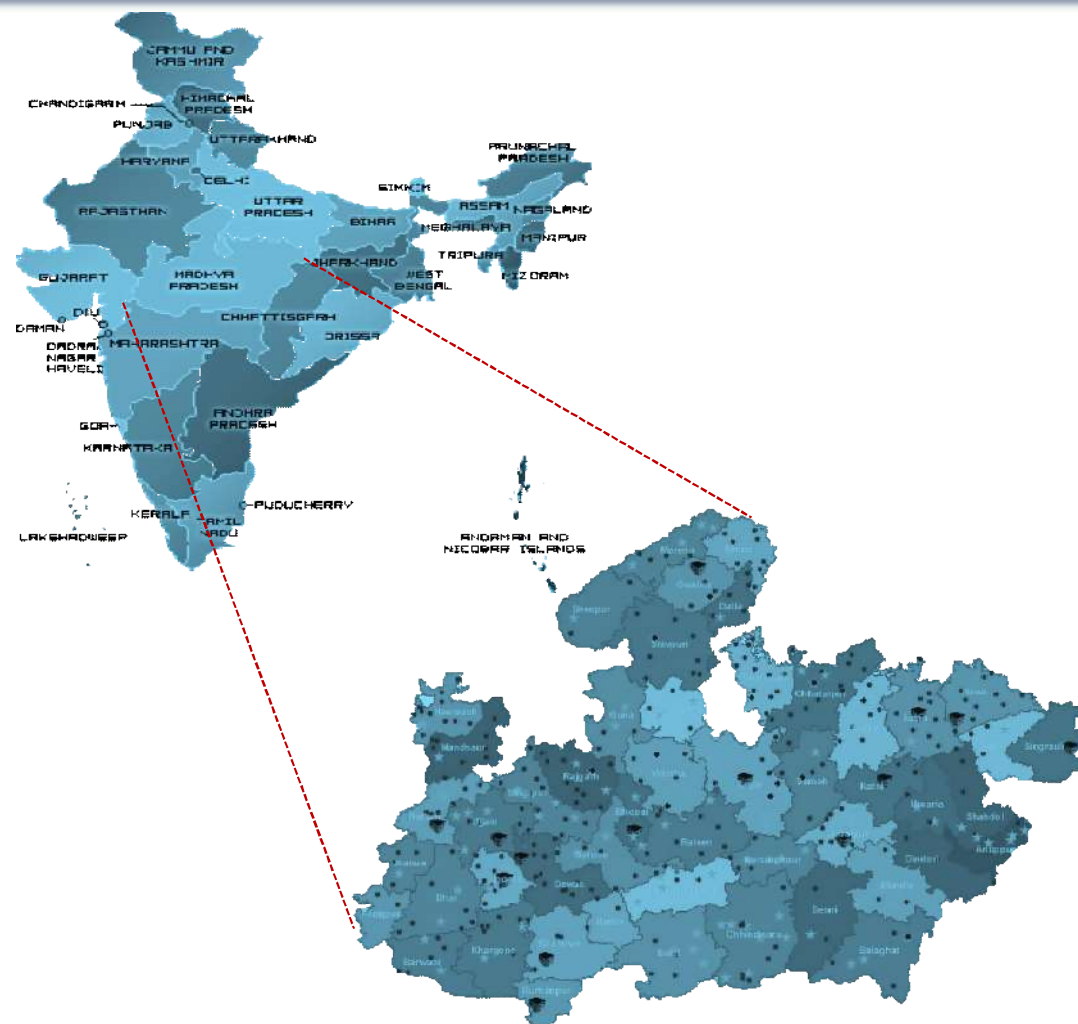
House paintings



Rally

Madhya Pradesh: Urban Profile

Total Population	7.25 Crore
Total Urban Population	2.01 Crore
Percentage of Urban Population	27.58 %
No. of Urban Local Bodies (ULBs)	378
Municipal Corporations	16
Municipal Councils	98
Nagar Parishads	264



Housing For All ó Funding Pattern

S. No.	Option	Central Government Initiative	State Government Share	Type of Beneficiary
1	"In-Situ" Slum Redevelopment (ISSR) with participation of private developers using land as a resource	Subsidy of amount of INR 1 lakh	Free of Cost Land	EWS
2	Affordable Housing through Credit Linked Subsidy Scheme (CLSS)	Interest Subsidy of upto 6.5/4/3 % on loan upto INR 6/9/12 lakhs for 20 years	-	EWS & LIG / MIG-1 / MIG-2
3	Affordable Housing in Partnership (AHP) with Public & Private sectors	Subsidy of amount of INR 1.5 lakh	Subsidy of amount of INR 1.50 lakh for Slum Dwellers	EWS
4	Subsidy for Beneficiary-Led Individual House Construction (BLC)	Subsidy of amount of INR 1.5 lakh	Subsidy of amount of INR 1 lakh	EWS

Progress of PMAY(U)

Indicators	Current Status (No.)
▪ Cities Approved	378
▪ Demand Survey Completed	378
▪ Total Demand	11.52 Lakh
▪ Status of Survey Entry	10,17,773 survey data entered by ULBs
▪ Demand received through Common Service Centre and Online Application	4,49,832
▪ Cases accepted/rejected	1,79,739
▪ Whether HFAPoA Submitted	Yes, For all 378 Towns
▪ Whether AIP Submitted	Yes
▪ SLTC/CLTC staffs approved vs. placed	SLTC:10 vs 10 / CLTC: 454 vs 521
▪ Target of DUs in 2019-20	Sanctioning: 4.00 Lakh DUs Completion: 3.00 Lakh DUs
▪ State Budgetary Provision for PMAY (U) in 2019-20	As per provision of GoI matching budgetary provisions is ensured in state budget

Interface with MIS

Indicators	Current Status (No.)
▪Projects approved:	1333
▪Projects entered (7A/B/C/D)	1333
▪DUs approved under BLC	5,27,554
▪Beneficiaries attached	4,57,800
▪Beneficiary Attachment Made (%)	86.77%
▪Geo-tagged Points	12,16,729 <i>(No. of Unique Houses Geo-Tagged: 3,66,529)</i>

Details of Approved Projects

Vertical of the Scheme	No. of Cities/ Projects	No. of Dwelling Units				
		EWS	LIG	MIG-I	MIG-II	Total
Affordable Housing in Partnership (AHP)	47/76	1,41,954	48,708	18,150	88	2,08,900
Beneficiary Led Construction (BLC)	374/1253	5,27,554	-	-	-	5,27,554
In-Situ Slum Redevelopment (ISSR)	3/4	2,172	-	-	-	2,172
Sub-Total Projects Approved by GoI:	378/1,333	6,71,680	48,708	18,150	88	7,38,626
Credit Linked Subsidy Scheme (CLSS)	-	13,587	18,179	6,182	650	38,598
Total:	378/1,333	6,85,267	66,887	24,332	738	7,77,224

Physical Progress of Approved Projects as per MPR

Verticals	Approved DUs	Not Started	In-Progress				Completed
			Foundation / Plinth	Lintel	Roof	Total	
AHP* <i>(Excluding 66,946 LIG/MIG DUs)</i>	1,41,954	93,062	13,264	3,957	15,566	32,787	16,105
BLC (N)	5,27,641	2,06,701	61,465	22,132	26,807	110,404	2,10,536
ISSR**	2,172	2,172	-	-	-	-	-
Sub-Total Projects Approved by GoI:	671,767	3,01,935	74,729	26,089	42,373	143,191	2,26,641
CLSS <i>(Including LIG/MIG DUs)</i>	37,969	-	-	-	-	-	37,969
Total:	7,09,736	3,01,935	74,729	26,089	42,373	143,191	2,64,610

* Out of Not-Started DUs under AHP vertical, Work Order is issued to Contractor for 23,553 DUs.

** In Indore, Tender issued 3 times, but no Private Partner has participated. Indore, Bhopal & Jabalpur all towns have shown interest in Converting these projects to AHP Vertical. Though, proposals yet to be submitted by ULBs.

Photographs

Affordable Housing in Partnership (AHP)



Progress of Approved AHP Projects



Completed DUs in Chhindwara

Progress of Approved AHP Projects



Completed DUs in Damoh

Progress of Approved AHP Projects



AHP Project at Sagar

Progress of Approved AHP Projects

AHP Project at Morena



LIG/MIG DUs of AHP
Project at Damoh



AHP Project at Chhindwara



AHP Project at Morena

Progress of Approved AHP Projects



AHP Project at Khargone

Photographs

Beneficiary Led Construction (BLC)



Progress of Approved BLC Projects


Mandsaur



Khurai




Khurai



Khandwa



Jaora-Ratlam



Jaora-Ratlam



Khandwa

Progress of Approved BLC Projects

Chhatarpur



Shahpur



Shahpur



Shahdol



Sendhwa



Progress of Approved BLC Projects

Nasrullaganj



Narsingharh



Rampur-Baghelan



Pandhurna



Mandla



Mandla



Mandla



Mandsaur



Progress of Approved BLC Projects



Burhanpur



Dewas



Ujjain



Datia




Kakarhati

Progress of Approved BLC Projects

Shahpur



Sendhwa



Suwasra



Rewa



Sehore



Tikamgarh-AHP

Progress of Approved BLC Projects

Gurh



Isagarh



Rehli



Harda



Datia



Hoshangabad



Progress of Approved BLC Projects



Completed DUs in Alirajpur

Progress of Approved BLC Projects




Completed BLC DUs in Sendhwa


Progress of Approved BLC Projects



Multai



Narwar



Morena



Narsingharh



Morena

Progress of Approved BLC Projects



Completed BLC DUs in Ujjain

Progress of Approved BLC Projects

Mandsaur



Completed BLC DUs in Chhindwara



Hoshangabad



Progress of Approved BLC Projects



BLC DUs in Barwani

Progress of Approved BLC Projects

Mandsaur



Completed BLC DUs in Ujjain

Agenda:

Approval of Detailed Project Reports (DPRs) under BLC Vertical

Rs. in Crore

SLAC Date	No of Towns / Projects	No. of EWS DUs	Project Cost	Central Share	State Share	ULB Share	EWS Beneficiary Share
18 th September 2019	19	8314	319.965	124.710	83.140	-	112.115

Project Proposal Brief

(Amount Rs. in Crore)

Verticals	ISSR	AHP	BLC (New)	BLC (E)	Remarks
▪No. of Projects	-	-	19	-	-
▪No. of DUs	-	-	8314	-	-
▪Project Cost	-	-	319.965	-	-
▪Central Share	-	-	124.710	-	-
▪State Share	-	-	83.140	-	-
▪ULB/ Implementing agency Share	-	-	-	-	-
▪Beneficiary Share	-	-	112.115	-	-
▪PPP / LIG / MIG / HIG / Commercial	-	-	-	-	-

(Amount Rs. in Lakh)

Verticals	Per Unit Cost	Central Share	State Share	ULB/ Implementing agency Share	Beneficiary Share	Completion Time
▪BLC (N)	3.85	1.50	1.00	For Infrastructure	1.35	12/18 months from the date of work commencement

City-Wise Details of DPR under Approval ó BLC

Rs. in Crore

S. No.	Name of City	Total No. of Dus	Project Cost	Central Share	State Share	ULB Share	EWS Beneficiary Share	Per DU EWS Share (In Lakh)
1	Patharia	289	11.122	4.335	2.890	-	3.897	1.35
2	Hatpipalia	92	3.542	1.380	0.920	-	1.242	1.35
3	Sultanpur	288	11.084	4.320	2.880	-	3.884	1.35
4	Baihar	70	2.694	1.050	0.700	-	0.944	1.35
5	Shahgarh	434	16.702	6.510	4.340	-	5.852	1.35
6	Begamganj	326	12.546	4.890	3.260	-	4.396	1.35
7	Meghnagar	438	16.856	6.570	4.380	-	5.906	1.35
8	Harpalpur	201	7.735	3.015	2.010	-	2.710	1.35
9	Shamshabad	917	35.291	13.755	9.170	-	12.366	1.35
10	Sihora	330	12.700	4.950	3.300	-	4.450	1.35
11	Sagar	723	27.825	10.845	7.230	-	9.750	1.35
12	Kothri	250	9.621	3.750	2.500	-	3.371	1.35
13	Ghuwara	512	19.704	7.680	5.120	-	6.904	1.35
14	Tikamgarh	14	0.539	0.210	0.140	-	0.189	1.35
15	Silwani	750	28.864	11.25	7.5	-	10.114	1.35
16	Bijawar	102	3.925	1.53	1.02	-	1.375	1.35
17	Gwalior	736	28.325	11.04	7.36	-	9.925	1.35
18	Katni	1092	42.026	16.38	10.92	-	14.726	1.35
19	Ujjain	750	28.864	11.25	7.5	-	10.114	1.35
Total:		8314	319.965	124.710	83.140	-	112.115	

Thank You...