

Ref: BMT/C-F/EBR-PMAY/2017-18/26  
24<sup>th</sup> April, 2018

To


The Principal Secretary & Commissioner  
Urban Development/Housing Department  
State Government of Madhya Pradesh,  
Madhya Pradesh

**Subject: Release of Central Assistance under Housing for All (Urban) Pradhan Mantri Awas Yojna from National Urban Housing Fund (NUHF) – reg.**

Sir,

Please refer to the sanction letter no. N-11011/518/2017-HFA I Section (3145170) dated 24.03.2018 on the subject mentioned above received from Ministry of Housing & Urban Affairs (copy enclosed). In this regard, it is informed that an amount of **Rs. 2,50,04,40,000/- (Rupees Two Hundred Fifty Crore Four Lakh and Forty Thousand Only)** has been credited to the **State Government of Madhya Pradesh**, as mentioned in the sanction order as Central Assistance under Housing for All (Urban) Pradhan Mantri Awas Yojna. The amount was released through EAT module of PFMS.

Thanking you,

Yours faithfully,  
  
(Dr. Shailesh Kr. Agrawal)  
Executive Director

Encl.: As above

Copy to:

1. The Chief Controller of Accounts, Ministry of Housing & Urban Affairs, Nirman Bhawan, New Delhi-110011
2. Sh. S. C. Jana, Dy. Secretary (HFA-III), Mission Director, Ministry of Housing & Urban Affairs, Nirman Bhawan, New Delhi-110011
3. The Under Secretary, HFA-I Section, Ministry of Housing & Urban Affairs, Nirman Bhawan, New Delhi

① AO (HFA)

② Mon-cell BMDA 89/518

③ MIS- HFA Ashwathi  
9/5/18

  
7/5/18

हम हिन्दी में किये गये पत्राचार का स्वागत करते हैं।



**N-11011/518/2017-HFA I SECTION (3145170)**  
Government of India  
Ministry of Housing & Urban Affairs  
HFA-1 Section

Nirman Bhawan, New Delhi  
Dated: 24<sup>th</sup> March, 2018

To

The Executive Director,  
Building Materials & Technology Promotion Council (BMTPC)  
Core 5 A, 1<sup>st</sup> Floor, India Habitat Centre,  
Lodhi Road, New Delhi - 110003

**Subject: Release of Rs. 2,50,04,40,000 (Rupees Two Hundred Fifty Crore Four Lakh and Forty Thousand only) as Central Assistance under Pradhan Mantri Awas Yojana (PMAY) (Urban) - Housing for All Mission to State Government of Madhya Pradesh for 133 BLC projects approved by 21<sup>st</sup> CSMC held on 24.04.2017 from National Urban Housing Fund (NUHF) raised through Extra Budgetary Resources (EBR) borrowed from National Small Savings Fund (NSSF) for the financial year 2017-18.**

Sir,

In pursuance of the constitution of National Urban Housing Fund (NUHF) in BMTPC for channelizing central assistance/subsidy under the PMAY(U)-Housing for All Mission, I am directed to convey the sanction of the competent authority and authorize BMTPC for release of Rs. 2,50,04,40,000 (Rupees Two Hundred Fifty Crore Four Lakh and Forty Thousand only) for 133 BLC projects approved by 21<sup>st</sup> CSMC held on 24.04.2017 to the State Government of Madhya Pradesh from NUHF borrowed from NSSF as 1<sup>st</sup> installment of central assistance for creation of Capital assets under PMAY(U) for the F.Y. 2017-18. Details of the projects along with category-wise MIS entry are attached as **Annexure**.

2. The fund being released is in proportion to data entered in MIS out of the approved list of beneficiaries in the CSMC in its 21<sup>st</sup> meeting held on 24.04.2017. The remaining funds under 1<sup>st</sup> instalment will be released subsequently once data entry is completed and reported in MIS. The category-wise summary of the above said release is as under:

(Rs. in lakh)

No. of CSMC	Vertical	No. of houses approved	No of beneficiaries for which 1 <sup>st</sup> instalment approved			No. of beneficiaries as per PMAY-MIS			Actual release of 1 <sup>st</sup> instalment proposed		
			SC (Fund released)	ST	Other than SC ST	SC	ST	Other than SC ST	SC	ST	Other than SC ST
21 <sup>st</sup>	BLC	54731	10135	6540	38056	10298	6775	35134	Nil	3924.00*	21080.40

\* The release amount is for 6540 Beneficiaries as per approved projects.

\*Project wise details is annexed.

3. BMTPC shall release the amount to State Government of Madhya Pradesh within two working days through EAT module of PFMS. BMTPC shall inform the Ministry about the transfer of funds to the State/UT immediately. BMTPC shall also maintain proper record of the release made under the NUHF as per General Financial Rules, 2017 and the extant accounting procedure.

4. Based on the decision of the said CSMC and on the recommendations made by MoHUA, the release of central assistance of Rs. 2,50,04,40,000 (Rupees Two Hundred Fifty Crore Four Lakh and Forty Thousand only) is further subject to the following terms and conditions in addition to the observations of the CSMC:

- I. The releases made by BMTPC to the State/UT Government shall be kept in a separate designated account for utilization towards the implementation of the scheme and shall not form part of their general financial operations.
- II. The funds shall be utilized for the purpose and for the selected categorized beneficiaries only, for which these are sanctioned. Otherwise, these funds will have to be refunded along with interest as per provisions for GFR-2017. No deviation from the framework for implementation of PMAY (U) is permissible.
- III. The expenditure on the implementation of the scheme/projects will be shared between the Central and the State/ULB/Implementing Agency (IA) as committed. The committed State share should also be released within 15 days from the date of receipt of Central Share in the SLNA account. In case of shortfall of State/ULB/IA share, corresponding amount of Central share will be deducted from the subsequent instalment (s).
- IV. The funds including Central and State share will thereafter be released by the State/UT Government to the implementing agencies without any delay failing which the amount would be recovered from the State/UT Government with interest, as applicable, for the period of default.
- V. Necessary sanctions/approvals/compliances required under the statutory or other regulatory regime as applicable would be obtained by the authority (ies) concerned with the project (s).
- VI. The State Government and implementing agencies shall put in place a monitoring system to ensure that the project (s) achieve scheduled milestone and envisaged outcomes including implementation of reforms and other conditions required under the scheme.
- VII. The State Government/implementing agencies shall utilize the grant in accordance with the approved guidelines of PMAY(U) for the implementation of the Scheme.
- VIII. The State Government shall furnish Utilization certificates of the Grant released in the prescribed format as per GFR – 2017 to the Ministry of Housing and Urban Affairs as provided in the scheme guidelines.

h<sub>9</sub>

- IX. Where there is an element of cash transfer to individual beneficiaries, the same may be made through PFMS/DBT mode as applicable and necessary transaction
- X. details may be updated in MIS immediately after the disbursement. The State Government shall submit an authenticated certificate from the bank showing complete details of disbursement of funds to each beneficiaries before release of subsequent instalment.
- XI. The State Government shall ensure the geo-tagging of all houses approved under BLC component of PMAY (U) and subsequent release by the State Government to the beneficiaries should be made in 3-4 instalments depending on the progress/stage of construction of the house.
- XII. State Government shall ensure that the specifications of the houses conform to NBC/IS Standards and that requisite infrastructure will be provided by the State Government / ULB.
- XIII. State Government shall submit the Action Taken Report (ATR) on the observations/recommendations of Third Party Quality Monitoring Agency (TPQMA) for quality monitoring purpose before release of subsequent instalment.

4. The expenditure is to be booked in PFMS scheme code 1989-State & UT Grants under PMAY(Urban) - EBR for Rs. 2,50,04,40,000 (Rupees Two Hundred Fifty Crore Four Lakh and Forty Thousand only) for the financial year 2017-18 and will be transferred to State Govt. of Madhya Pradesh through e-payment as per details as under:

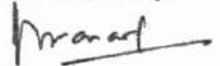
Name of the State/UT	Madhya Pradesh
Agency Name as per Bank Account	MISSION DIRECTOR PRADHANMANTRI AVAS YOJANA-SABKE LIYE AVAS
Account No	50366053523
Bank Name	Allahabad Bank
Bank Address	Arera Colony, Bhopal.
IFSC code	ALLA0210197

5. This being the first instalment of the grant under PMAY-HFA (U) for these projects, no UC is pending from the State Government.

6. This issues with the concurrence of the Finance Division vide their **Note#26 dated 17.10.2017.**

7. This sanction has been registered at S.No. 26 in the EBR Sanction Register of HFA Mission Directorate of the Ministry of HUA for the year 2017-18.

Yours faithfully,

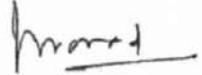


(Jagdish Prasad)

Under Secretary to the Government of India  
Tele No.011-23063029

**Copy to:-**

1. The Principal Secretary & Commissioner, Urban Development/Housing Deptt, State Government of Madhya Pradesh
2. The Additional Commissioner, Mission Director (HFA), Urban Administration & Development, Govt. of Madhya Pradesh.
3. Accountant General (A&E), Madhya Pradesh
4. NITI Aayog, SP Divn. / DR Divn. New Delhi
5. O/o CGA, Mahalekha Niyantarak Bhavan, New Delhi, New Delhi
6. CCA, MoHUA
7. Director, IFD, MoHUA
8. DS (HFA-3), MoHUA.
9. DS, Budget Division, MoHUA
10. AO (HFA), MoHUA
11. Dy. Chief (MIS/DRMC), HFA Directorate to place this sanction at appropriate place on the Website of the Ministry.
12. PMU (MIS), HFA Directorate
13. Sanction folder.
14. File copy.



**(Jagdish Prasad)**

Under Secretary to the Government of India  
Tele No.011-23063029

Annexure referred to the Sanction No. N-11011/518/2017-HFA I SECTION (3145170) dated 24.03.2018 for 133 BLC(N) Projects approved in 21 CSMC (as per latest MIS Entry)

IDD	Project_Code	Project_Name	City_Name	Vertical	Total Project_Cost	Central Share	1st Instalment of ACA	No. of Beneficiaries, PerDP R	Total No. of Valid Beneficiary	PSC	PST	Other Than SC/ST Beneficiaries (in Lakh)	Funds to be released for SC Beneficiaries (in Lakh)	Funds to be released for ST Beneficiaries (in Lakh)	Funds to be released for other than SC/ST Beneficiaries (in Lakh)
2	23802220014	Beneficiary Led Construction for 408 EWS housing in Sakina under PMAY	Sailana	BLC-New	1668.5	612.00	244.80	408	289	73	31	185	43.80	18.60	111.00
3	23802138014	Beneficiary Led Construction for 100 EWS housing in Maharajpur under PMAY	Maharajpur	BLC-New	528.42	150.00	60.00	100	97	17	2	78	10.20	1.20	46.80
4	23802118014	Beneficiary Led Construction for 100 EWS housing in Khaniyadhana under PMAY	Khaniyadhana	BLC-New	419.89	150.00	60.00	100	97	3	76	18	1.80	45.60	10.80
5	23802117014	Beneficiary Led Construction for 100 EWS housing in Pichhore under PMAY	Pichhore	BLC-New	419.89	150.00	60.00	100	91	13	53	25	7.80	31.80	15.00
6	23802145014	Beneficiary Led Construction for 1002 EWS housing in Chachaura Binaganj under PMAY	Chachaura-Binaganj	BLC-New	3951.2	1503.00	601.20	1002	948	174	120	654	104.40	72.00	392.40
7	23802125014	Beneficiary Led Construction for 106 EWS housing in Jabara under PMAY	Jabara	BLC-New	445.1	159.00	63.60	106	103	13	15	75	7.80	9.00	45.00
8	23802121014	Beneficiary Led Construction for 106 EWS housing in Dighbi under PMAY	Dighbi	BLC-New	614.48	159.00	63.60	106	102	49	23	30	29.40	13.80	18.00
9	23802199014	Beneficiary Led Construction for 113 EWS housing in Ratangarh under PMAY	Ratangarh	BLC-New	551.679	169.50	67.80	113	113	11	21	81	6.60	12.60	48.60
10	23802122014	Beneficiary Led Construction for 114 EWS housing in Joron Khalsa under PMAY	Joron Khalsa	BLC-New	438.73	171.00	68.40	114	107	29	35	43	17.40	21.00	25.80
11	23802159044	Beneficiary Led Construction for 1142 EWS housing in Sagar under PMAY	Sagar	BLC-New	4600.37	1713.00	685.20	1142	1062	262	94	706	157.20	96.40	433.60
12	23802310034	Beneficiary Led Construction for 1184 EWS housing in Vidisha under PMAY	Vidisha	BLC-New	4757.58	1791.00	715.40	1184	1188	323	50	815	193.80	30.00	489.00
13	23802389014	Beneficiary Led Construction for 121 EWS housing in Lodhikhedda under PMAY	Lodhikhedda	BLC-New	502.829	181.50	71.60	121	118	68	5	45	40.80	3.00	27.00
14	23802093014	Beneficiary Led Construction for 121 EWS housing in Gorni under PMAY	Gorni	BLC-New	505.95	181.50	71.60	121	121	74	0	47	44.40	0.00	28.20
15	23802119014	Beneficiary Led Construction for 129 EWS housing in Tanchikalan under PMAY	Tanchikalan	BLC-New	586.2	193.50	77.40	129	73	30	25	18	18.00	15.00	10.80
16	23802092014	Beneficiary Led Construction for 144 EWS housing in Mehigan under PMAY	Mehigan	BLC-New	592.51	216.00	86.40	144	140	101	0	39	60.60	0.00	23.40
17	23802207014	Beneficiary Led Construction for 147 EWS housing in Narayangarh under PMAY	Narayangarh	BLC-New	581.59	220.50	88.20	147	146	33	4	109	19.80	2.40	65.40
18	23802418014	Beneficiary Led Construction for 151 EWS housing in Pasa under PMAY	Pasa	BLC-New	581.12	225.50	90.60	151	151	14	89	48	8.40	53.40	28.80
19	23802208014	Beneficiary Led Construction for 160 EWS housing in Piplya Mandi under PMAY	Piplya Mandi	BLC-New	626.8	240.00	96.00	160	160	43	2	115	25.80	1.20	69.00
20	23802196014	Beneficiary Led Construction for 179 EWS housing in Dhan under PMAY	Dhan	BLC-New	1897.359	266.50	107.40	179	179	25	55	99	15.00	32.00	59.40
21	2382174014	Beneficiary Led Construction for 179 EWS housing in Udhora Khas under PMAY	Udhora Khas	BLC-New	864	268.50	107.40	179	170	48	31	91	28.80	18.60	54.60
22	23802238014	Beneficiary Led Construction for 182 EWS housing in Kanad under PMAY	Kanad	BLC-New	662	273.00	109.20	182	181	68	13	100	40.80	7.80	60.00
23	23800000014	Beneficiary Led Construction for 183 EWS housing in Sarwaniya Maharaj under PMAY	Sarwaniya Maharaj	BLC-New	941.72	274.50	109.80	183	183	25	5	153	15.00	3.00	91.80
24	23802204014	Beneficiary Led Construction for 183 EWS housing in Kulkeshwar under PMAY	Kulkeshwar	BLC-New	973.5	277.50	111.00	185	185	16	1	168	9.60	0.60	100.80
25	23802441014	Beneficiary Led Construction for 187 EWS housing in Naganagar under PMAY	Naganagar	BLC-New	814.99	280.50	112.20	187	186	7	131	48	4.20	78.60	28.80

197

Annexure referred to the Sanction No. N-11011/518/2017-HFA I SECTION (3145170) dated 24.03.2018 for 133 BLC(N) Projects approved in 21 CSMC (as per latest MIS Entry)

IDD	Project Code	Project Name	City Name	Vertical	Total Project Cost	Central Share	1st Installment of ACA	No. of Beneficiary APLAS Per DP R	Total No. of Valid Beneficiary	PSC	PST	Other Than SC/ST	Funds to be released for SC Beneficiaries (in Lakh)	Funds to be released for ST Beneficiaries (in Lakh)	Funds to be released for other than SC/ST Beneficiaries (in Lakh)
26	23802408014	Beneficiary Led Construction for 1906 EWS housing in Ashdurgar under PMAY	Ashdurgar	BLC-New	7452.46	2859.00	1143.60	1906	1847	418	133	1296	250.80	79.80	777.60
27	23802409014	Beneficiary Led Construction for 196 EWS housing in Mangauli under PMAY	Mungauli	BLC-New	716.5	292.50	117.00	195	195	42	4	149	25.20	2.40	89.40
28	23802326014	Beneficiary Led Construction for 208 EWS housing in Subhanpur under PMAY	Subhanpur	BLC-New	800.45	312.00	124.80	208	207	30	67	110	18.00	40.20	66.00
29	23802213014	Beneficiary Led Construction for 209 EWS housing in Sarnau under PMAY	Sarnau	BLC-New	1007.5	313.50	125.40	209	209	18	4	187	10.80	2.40	112.20
30	23802209014	Beneficiary Led Construction for 210 EWS housing in Gasehul under PMAY	Gasehul	BLC-New	1232	315.00	126.00	210	209	64	4	141	38.40	2.40	84.60
31	23802209014	Beneficiary Led Construction for 210 EWS housing in Mahesa under PMAY	Mahesa	BLC-New	884.28	315.00	126.00	210	210	28	28	154	16.80	16.80	92.40
32	23802317014	Beneficiary Led Construction for 210 EWS housing in Nawa under PMAY	Nawa	BLC-New	914.7	315.00	126.00	210	209	42	43	124	25.20	25.80	74.40
33	23802082014	Beneficiary Led Construction for 210 EWS housing in Pura under PMAY	Pura	BLC-New	845.56	315.00	126.00	210	209	95	1	113	57.00	0.50	67.80
34	23802139014	Beneficiary Led Construction for 215 EWS housing in Chhatrapur under PMAY	Chhatrapur	BLC-New	8389.29	3172.50	1269.00	2115	2095	405	19	1671	243.00	11.40	1007.60
35	23802212014	Beneficiary Led Construction for 212 EWS housing in Nagri under PMAY	Nagri	BLC-New	1024.08	318.00	127.20	212	212	14	53	145	8.40	31.80	87.00
36	23802220014	Beneficiary Led Construction for 214 EWS housing in Pathward under PMAY	Pathward	BLC-New	898.571	321.00	128.40	214	214	47	126	41	28.20	75.60	24.60
37	23802113014	Beneficiary Led Construction for 218 EWS housing in Nawa under PMAY	Nawa	BLC-New	867.94	327.00	130.80	218	214	49	11	154	29.40	6.50	92.40
38	23802390014	Beneficiary Led Construction for 220 EWS housing in Pehar-pur under PMAY	Pehar-pur	BLC-New	846.7	330.00	132.00	220	220	17	6	197	10.20	3.50	118.20
39	23802427014	Beneficiary Led Construction for 225 EWS housing in Thanda under PMAY	Thanda	BLC-New	944.75	337.50	135.00	225	224	18	64	142	10.80	38.40	85.20
40	23802269014	Beneficiary Led Construction for 226 EWS housing in Deopur under PMAY	Deopur	BLC-New	1104.06	339.00	135.60	226	226	68	14	144	40.80	8.40	86.40
41	23802290014	Beneficiary Led Construction for 229 EWS housing in Sandarpur under PMAY	Sandarpur	BLC-New	979.449	343.50	137.40	229	228	27	10	191	16.20	6.00	114.60
42	23802116014	Beneficiary Led Construction for 231 EWS housing in Badarwa under PMAY	Badarwa	BLC-New	945.19	346.50	138.60	231	226	21	3	202	12.60	1.80	121.20
43	23802355014	Beneficiary Led Construction for 232 EWS housing in Shora under PMAY	Shora	BLC-New	973	348.00	139.20	232	168	33	16	119	19.80	9.60	71.40
44	23802123014	Beneficiary Led Construction for 233 EWS housing in Pathpur under PMAY	Pathpur	BLC-New	1053.75	349.50	139.80	233	232	78	53	101	46.80	31.80	60.50
45	23802099014	Beneficiary Led Construction for 235 EWS housing in Daboh under PMAY	Daboh	BLC-New	974.407	354.00	141.60	236	213	72	0	141	43.20	0.00	84.60
46	23802283014	Beneficiary Led Construction for 240 EWS housing in Bhikangan under PMAY	Bhikangan	BLC-New	1007.75	360.00	144.00	240	240	27	124	89	16.20	74.40	53.40
47	23802165014	Beneficiary Led Construction for 246 EWS housing in Pathana under PMAY	Pathana	BLC-New	1021.78	369.00	147.60	246	232	50	9	173	30.00	5.40	103.80
48	23802201014	Beneficiary Led Construction for 249 EWS housing in Jiran under PMAY	Jiran	BLC-New	1138.97	373.50	149.40	249	248	75	24	149	45.00	14.40	89.40
49	23802251014	Beneficiary Led Construction for 250 EWS housing in Kanhaphod under PMAY	Kanhaphod	BLC-New	1421.3	375.00	150.00	250	249	34	68	147	20.40	40.80	88.20
50	23802376014	Beneficiary Led Construction for 250 EWS housing in Nainpur under PMAY	Nainpur	BLC-New	1089.3	375.00	150.00	250	247	47	27	173	28.20	16.20	103.80

hd

**Annexure referred to the Sanction No. N-11011/518/Z017-HFA1 SECTION (3145170) dated 24.03.2018 for 133 BLC(N) Projects approved in 21 CSMC (as per latest MIS Entry)**

Sl	Project Code	Project Name	City Name	Vertical	Total Project Cost	Central Share	1st Instalment of A/C	No. of Beneficiary	Total No. of Valid Beneficiary	PSC	PST	Other Than SC/ST	Funds to be released for SC Beneficiaries (in Lakh)	Funds to be released for ST Beneficiaries (in Lakh)	Funds to be released for other than SC/ST Beneficiaries (in Lakh)
51	23802287014	Beneficiary Led Construction for 250 EWS housing in Bilbil under PMAY	Rajpur	BLC-New	1049.74	375.00	150.00	250	250	75	44	131	45.00	26.40	78.60
52	23802431014	Beneficiary Led Construction for 251 EWS housing in Bilbil under PMAY	Bhavra	BLC-New	1082.95	376.50	150.60	251	248	16	177	55	6.60	106.30	33.00
53	23802340014	Beneficiary Led Construction for 256 EWS housing in Amli under PMAY	Amli	BLC-New	1126.44	399.00	159.60	266	265	14	1	250	8.40	0.60	150.00
54	23802430014	Beneficiary Led Construction for 270 EWS housing in Ranpur under PMAY	Ranpur	BLC-New	1039.5	405.00	162.00	270	270	53	152	65	31.80	91.20	39.00
55	23802158014	Beneficiary Led Construction for 271 EWS housing in Rajgarh under PMAY	Rajgarh	BLC-New	1137.95	406.50	162.60	271	270	18	125	127	10.80	75.00	76.20
56	23802403014	Beneficiary Led Construction for 273 EWS housing in Kumbharaj under PMAY	Kumbharaj	BLC-New	1129.55	409.50	163.80	273	269	69	53	147	41.40	31.80	88.20
57	23802240014	Beneficiary Led Construction for 290 EWS housing in Maksi under PMAY	Maksi	BLC-New	1111	420.00	168.00	280	280	67	9	204	40.20	5.40	122.40
58	23802439014	Beneficiary Led Construction for 2893 EWS housing in Burhanpur under PMAY	Burhanpur	BLC-New	11771.71	4339.50	1735.80	2893	2862	223	21	2618	133.80	12.60	1570.80
59	23802118014	Beneficiary Led Construction for 290 EWS housing in Barabhel under PMAY	Barabhel	BLC-New	1116.01	435.00	174.00	290	290	86	54	150	51.60	32.40	90.00
60	23802158014	Beneficiary Led Construction for 300 EWS housing in Pali under PMAY	Pali	BLC-New	1259.7	450.00	180.00	300	299	38	122	139	22.80	73.20	83.40
61	23802080014	Beneficiary Led Construction for 308 EWS housing in Badoda under PMAY	Badoda	BLC-New	1330.8	462.00	184.80	308	297	78	46	173	46.80	27.60	103.80
62	23802158014	Beneficiary Led Construction for 309 EWS housing in Shalpur under PMAY	Shalpur	BLC-New	1276.951	463.50	185.40	309	160	47	2	111	28.20	1.20	66.60
63	23802214014	Beneficiary Led Construction for 309 EWS housing in Suwasara under PMAY	Suwasara	BLC-New	1360.601	463.50	185.40	309	308	227	1	80	136.20	0.60	48.00
64	23802118014	Beneficiary Led Construction for 317 EWS housing in Buchna under PMAY	Buchna	BLC-New	1355.57	475.50	190.20	317	315	28	38	249	16.80	22.80	149.40
65	23802251014	Beneficiary Led Construction for 317 EWS housing in Bagli under PMAY	Bagli	BLC-New	1451.05	475.50	190.20	317	315	75	42	198	45.00	25.20	118.80
66	23802380014	Beneficiary Led Construction for 320 EWS housing in Jamai under PMAY	Jamai	BLC-New	1370.17	480.00	192.00	320	320	51	42	227	30.60	25.20	136.20
67	23802256014	Beneficiary Led Construction for 324 EWS housing in Dahi under PMAY	Dahi	BLC-New	1285.73	486.00	194.40	324	324	18	297	9	10.80	178.20	5.40
68	23802221014	Beneficiary Led Construction for 325 EWS housing in Dahi under PMAY	Narnil	BLC-New	1251.25	487.50	195.00	325	317	104	35	178	62.40	21.00	106.80
69	23802118014	Beneficiary Led Construction for 317 EWS housing in Narnwar under PMAY	Narnwar	BLC-New	1820.05	505.50	202.20	337	336	61	50	225	36.60	30.00	135.00
70	23802359014	Beneficiary Led Construction for 337 EWS housing in Tendulkheda under PMAY	Tendulkheda	BLC-New	1371	505.50	202.20	337	337	47	16	274	28.20	9.60	164.40
71	23802328014	Beneficiary Led Construction for 338 EWS housing in Obadullaganj under PMAY	Obadullaganj	BLC-New	1250.6	507.00	202.80	338	337	43	58	236	25.80	34.80	141.60
72	23802120014	Beneficiary Led Construction for 343 EWS housing in Niwari under PMAY	Niwari	BLC-New	1426.79	514.50	205.80	343	336	136	33	167	81.60	19.80	100.20
73	23802724014	Beneficiary Led Construction for 349 EWS housing in Kharchod under PMAY	Kharchod	BLC-New	1598.33	523.50	209.40	349	349	86	29	234	51.60	17.40	140.40
74	23802218014	Beneficiary Led Construction for 350 EWS housing in Ahot under PMAY	Ahot	BLC-New	1621.4	540.00	216.00	360	325	47	5	273	28.20	3.00	163.80
75	23802263014	Beneficiary Led Construction for 355 EWS housing in Kukshi under PMAY	Kukshi	BLC-New	1527.45	547.50	219.00	365	363	18	43	302	10.80	25.80	181.20
76	23802097014	Beneficiary Led Construction for 356 EWS housing in Lohar under PMAY	Lohar	BLC-New	1517.71	549.00	219.60	366	348	110	0	238	66.00	0.00	142.80
77	23802095014	Beneficiary Led Construction for 358 EWS housing in Mad under PMAY	Madu	BLC-New	1446.27	552.00	220.80	368	368	138	14	216	82.80	8.40	129.60
78	23802091014	Beneficiary Led Construction for 361 EWS housing in Akoda under PMAY	Akoda	BLC-New	146.24	57.00	22.80	38	36	33	0	3	19.80	0.00	1.80

*[Handwritten signature]*



Annexure referred to the Sanction No. N-11011/518/2017-HFA | SECTION (3145170) dated 24.03.2018 for 133 BLC(N) Projects approved in 21 CSMC (as per latest MIS Entry)

ID	Project Code	Project Name	City Name	Vertical	Total Project Cost	Central Share	1st Installment of ACA	No. of Beneficiaries	Total No. of Valid Beneficiary	PSC	PST	Other SC/ST	Funds to be released for SC Beneficiaries (in Lakh)	Funds to be released for ST Beneficiaries (in Lakh)	Funds to be released for other than SC/ST Beneficiaries (in Lakh)
79	23802127014	Beneficiary Led Construction for 388 EWS housing in Baidighat under PMAY	Baidighat	BLC-New	1565.48	582.00	232.80	388	281	31	4	246	18.60	2.40	147.60
80	23802279014	Beneficiary Led Construction for 301 EWS housing in Sarawal under PMAY	Sarawal	BLC-New	1750.85	586.50	234.60	391	381	49	107	225	29.40	64.20	135.00
81	23802145014	Beneficiary Led Construction for 393 EWS housing in Biara under PMAY	Biwar	BLC-New	1618.19	599.50	235.80	393	383	89	57	237	53.40	34.20	142.20
82	23802437014	Beneficiary Led Construction for 395 EWS housing in Mand under PMAY	Mund	BLC-New	1632.95	592.50	237.00	395	387	31	79	277	18.60	47.40	166.20
83	23802115014	Beneficiary Led Construction for 400 EWS housing in Kolaras under PMAY	Kolaras	BLC-New	1603.8	600.00	240.00	400	390	114	29	247	68.40	17.40	148.20
84	23802414014	Beneficiary Led Construction for 408 EWS housing in Burhar under PMAY	Burhar	BLC-New	1570.19	612.00	244.80	408	408	93	47	268	55.80	28.20	160.80
85	23802398014	Beneficiary Led Construction for 412 EWS housing in Balhar under PMAY	Balhar	BLC-New	1730	618.00	247.20	412	403	17	125	261	10.20	75.00	166.60
86	23802416014	Beneficiary Led Construction for 418 EWS housing in Bijuri under PMAY	Bijuri	BLC-New	1755.2	627.00	250.80	418	320	2	12	306	1.20	7.20	183.60
87	2300hand014	Beneficiary Led Construction for 419 EWS housing in Chand under PMAY	Chand	BLC-New	1988.88	628.50	251.40	419	418	72	54	292	43.20	32.40	175.20
88	23802266014	Beneficiary Led Construction for 424 EWS housing in Jawad under PMAY	Jawad	BLC-New	1824.3	636.00	254.40	424	251	19	31	201	11.40	18.60	120.60
89	23802289014	Beneficiary Led Construction for 437 EWS housing in Panseral under PMAY	Panseral	BLC-New	1982.45	653.50	262.20	437	434	95	191	148	57.00	114.60	88.80
90	23802331014	Beneficiary Led Construction for 441 EWS housing in Simani under PMAY	Simani	BLC-New	1741.15	661.50	264.60	441	438	61	43	334	36.60	25.80	200.40
91	23802241014	Beneficiary Led Construction for 444 EWS housing in Shajapur under PMAY	Shajapur	BLC-New	1995.39	666.00	266.40	444	444	119	17	308	71.40	10.20	184.80
92	23802257014	Beneficiary Led Construction for 449 EWS housing in Badnawar under PMAY	Badnawar	BLC-New	1759.21	673.50	269.40	449	449	23	8	418	13.80	4.80	250.80
93	23802288014	Beneficiary Led Construction for 453 EWS housing in Palud under PMAY	Palud	BLC-New	1858.25	679.50	271.80	453	452	50	193	209	30.00	115.80	125.40
94	23802306014	Beneficiary Led Construction for 457 EWS housing in Sironi under PMAY	Sironi	BLC-New	1868	685.50	274.20	457	357	32	9	316	19.20	5.40	189.60
95	23802256014	Beneficiary Led Construction for 459 EWS housing in Khairangan under PMAY	Khairangan	BLC-New	1764.79	693.00	277.20	462	457	54	43	360	32.40	25.80	216.00
96	23802370014	Beneficiary Led Construction for 468 EWS housing in Shajapur under PMAY	Shajapur	BLC-New	1965.1	703.00	280.80	468	423	36	72	315	21.60	43.20	189.00
97	23802205014	Beneficiary Led Construction for 469 EWS housing in Bharpura under PMAY	Bharpura	BLC-New	2500.96	703.50	281.40	469	469	98	63	308	58.80	37.80	184.80
98	23802148014	Beneficiary Led Construction for 472 EWS housing in Panna under PMAY	Panna	BLC-New	1816.69	708.00	283.20	472	469	82	3	384	49.20	1.80	230.40
99	23802111014	Beneficiary Led Construction for 481 EWS housing in Bhandar under PMAY	Bhandar	BLC-New	1972.4	726.00	290.40	484	481	148	5	328	88.80	3.00	196.80
100	23802417014	Beneficiary Led Construction for 490 EWS housing in Kotna under PMAY	Kotna	BLC-New	2057.5	735.00	294.00	490	475	11	19	445	6.60	11.40	267.00
101	23802286014	Beneficiary Led Construction for 500 EWS housing in Anjad under PMAY	Anjad	BLC-New	2099.5	750.00	300.00	500	500	117	222	161	70.20	133.20	96.60
102	23802079014	Beneficiary Led Construction for 507 EWS housing in Sheopur under PMAY	Sheopur	BLC-New	1990.38	753.00	301.20	502	447	47	23	377	28.20	13.80	226.20
103	23802414014	Beneficiary Led Construction for 509 EWS housing in Athana under PMAY	Athana	BLC-New	2271.44	763.50	305.40	509	508	41	18	449	24.60	10.80	269.40
104	23802247014	Beneficiary Led Construction for 520 EWS housing in Piplawan under PMAY	Piplawan	BLC-New	2017.03	795.00	318.00	530	523	157	76	290	94.20	45.60	174.00
105	23802246014	Beneficiary Led Construction for 538 EWS housing in Sonkatch under PMAY	Sonkatch	BLC-New	2143.09	807.00	322.80	538	535	104	71	410	62.40	12.60	246.00

hel

Annexure referred to the Sanction No. N-11011/518/2017-HFA I SECTION (1345170) dated 24.03.2018 for 133 BLC(N) Projects approved in 21 CSMC (as per latest MIS Entry)

IDD	Project Code	Project Name	City Name	Vertical	Total Project Cost	Central Share	1st Installment of A/C	No. of Beneficiaries	Total No. of Valid Beneficiary	PSC	PST	Other Than SC/ST	Funds to be released for SC Beneficiaries (in Lakh)	Funds to be released for ST Beneficiaries (in Lakh)	Funds to be released for other than SC/ST Beneficiaries (in Lakh)
106	23802311014	Beneficiary Led Construction for 541 EWS housing in Berozia under PMAY	Berozia	BLC-New	2626	613.00	325.20	542	539	90	22	427	54.00	13.20	256.20
107	23802169014	Beneficiary Led Construction for 343 EWS housing in Kothi under PMAY	Kothi	BLC-New	2259.55	814.50	325.80	543	538	195	167	176	117.00	100.20	105.60
108	23802287014	Beneficiary Led Construction for 564 EWS housing in Dharampuri under PMAY	Dharampuri	BLC-New	2227.08	843.00	337.20	562	557	26	26	505	15.60	15.60	303.00
109	23802094014	Beneficiary Led Construction for 579 EWS housing in Gohad under PMAY	Gohad	BLC-New	2387.71	868.50	347.40	579	568	216	12	340	129.60	7.20	204.00
110	23802339014	Beneficiary Led Construction for 590 EWS housing in Modlai under PMAY	Modlai	BLC-New	2232.05	870.00	348.00	580	580	33	2	545	19.80	1.20	327.00
111	23802410014	Beneficiary Led Construction for 593 EWS housing in Mand under PMAY	Khand/Banagar	BLC-New	2598.5	889.50	355.80	593	591	126	116	339	75.60	75.60	203.40
112	23802108014	Beneficiary Led Construction for 597 EWS housing in Indergadh under PMAY	Indergadh	BLC-New	2437.7	895.50	358.20	597	597	222	20	355	133.20	12.00	213.00
113	23802314024	Beneficiary Led Construction for 600 EWS housing in Sehore under PMAY	Sehore	BLC-New	2613.74	900.00	360.00	600	497	63	15	419	37.80	9.00	251.40
114	23802210024	Beneficiary Led Construction for 607 EWS housing in Shargadh under PMAY	Shargadh	BLC-New	2459.48	910.50	364.20	607	605	190	29	386	114.00	17.40	231.60
115	23802281014	Beneficiary Led Construction for 620 EWS housing in Sardiya under PMAY	Sardiya	BLC-New	2585.13	945.00	378.00	630	629	51	49	529	30.60	29.40	317.40
116	2382124014	Beneficiary Led Construction for 658 EWS housing in Nigod under PMAY	Nigod	BLC-New	2648.42	984.00	393.50	656	654	299	8	347	179.40	4.80	208.20
117	23802587014	Beneficiary Led Construction for 661 EWS housing in Sausar under PMAY	Sausar	BLC-New	2623.04	994.50	397.80	663	654	81	69	504	48.60	41.40	302.40
118	23802399014	Beneficiary Led Construction for 671 EWS housing in Malajhand under PMAY	Malajhand	BLC-New	2710.65	1006.50	402.60	671	668	31	230	407	18.60	138.00	244.20
119	23802208014	Beneficiary Led Construction for 70 EWS housing in Ramnura under PMAY	Ramnura	BLC-New	276.8	105.00	42.00	70	70	19	1	50	11.40	0.60	30.00
120	23802266014	Beneficiary Led Construction for 720 EWS housing in Dhannod under PMAY	Dhannod	BLC-New	3392.76	1155.00	462.00	770	766	146	158	462	87.60	94.80	277.20
121	23802281014	Beneficiary Led Construction for 792 EWS housing in Mandeshwar under PMAY	Mandeshwar	BLC-New	3419.96	1188.00	475.20	792	787	198	51	538	118.80	30.60	322.80
122	23802154024	Beneficiary Led Construction for 831 EWS housing in Khurai under PMAY	Khurai	BLC-New	3430.635	1248.00	499.20	832	824	381	55	388	228.60	33.00	233.80
123	23802381014	Beneficiary Led Construction for 851 EWS housing in Darnua under PMAY	Darnua	BLC-New	3708.049	1276.50	510.60	851	287	67	72	148	40.20	43.20	88.80
124	23802413024	Beneficiary Led Construction for 855 EWS housing in Amarkantak under PMAY	Amarkantak	BLC-New	4117.29	1282.50	513.00	855	850	63	445	342	37.80	267.00	205.20
125	23802126014	Beneficiary Led Construction for 911 EWS housing in Palera under PMAY	Palera	BLC-New	381.95	136.50	54.60	91	84	10	54	20	6.00	32.40	12.00
126	23802143014	Beneficiary Led Construction of 110 EWS beneficiaries of Ghuwara under PMAY	Ghuwara	BLC-New	473.059	165.00	66.00	110	110	2	20	88	1.20	12.00	52.80
127	23802432014	Beneficiary Led Construction of 155 EWS housing in Jobat under PMAY	Jobat	BLC-New	803.71	292.50	117.00	195	195	35	10	150	21.00	6.00	90.00
128	23802292014	Beneficiary Led Construction of 297 EWS housing in Machhapur under PMAY	Machhapur	BLC-New	1143	445.50	178.20	297	270	80	10	180	48.00	6.00	108.00
129	23802289014	Beneficiary Led Construction of 391 EWS housing in Khotia under PMAY	Khotia	BLC-New	3813.7	1486.50	594.60	991	919	291	55	573	174.60	33.00	343.80
130	23802334014	Beneficiary Led Construction for 397 EWS housing in Althner under PMAY	Althner	BLC-New	939.65	295.50	118.20	197	195	25	8	162	15.00	4.80	97.20
131	23802374014	Beneficiary Led Construction for 31 EWS housing in BAWANWARI KANWAL under PMAY	Banbani	BLC-New	119.35	46.50	18.60	31	31	4	3	24	2.40	1.80	14.40

104

Annexure referred to the Sanction No. N-11011/518/2017-HFA I SECTION (B14S170) dated 24.03.2018 for 133 BLC(N) Projects approved in 21 CSMC (as per latest MIS Entry)

IDD	Project_Code	Project_Name	City_Name	Vertical	Total Project_Cost	Central Share	1st Instalment of ACA	No. of Beneficiaries As Per DP R	Total No. of Valid Beneficiary	PSC	PST	Other Than SC/ST	Funds to be released for SC Beneficiaries (in Lakh)	Funds to be released for ST Beneficiaries (in Lakh)	Funds to be released for other than SC/ST Beneficiaries (in Lakh)
132	23802280014	Beneficiary Led Construction for 976 EWS housing in Maheshwar under PMAY	Maheshwar	BLC-New	4279.07	1464.00	585.60	976	815	125	90	600	75.00	54.00	360.00
133	xyz123456	Beneficiary Led Construction for 448 EWS housing in Malharagarh under PMAY	Malharagarh	BLC-New	1861.75	672.00	268.80	448	442	56	4	382	35.60	2.40	229.20
134	23802375014	Beneficiary Led Construction for 438 EWS housing in Bichhiya under PMAY	Bichhiya	BLC-New	1870.67	657.00	262.80	438	435	37	92	306	21.20	55.20	183.60
<b>TOTAL</b>					<b>229600.18</b>	<b>82096.50</b>	<b>32838.60</b>	<b>54731</b>	<b>52207</b>	<b>10298</b>	<b>6775</b>	<b>35134</b>	<b>6178.80</b>	<b>4065.00</b>	<b>21080.40</b>

\* The amount for release is further restricted to Rs 3954.00 Lakh for 6560 ST beneficiaries as per approved projects (details attached)

bot

Annexure referred to the Sanction No. N-11011/518/2017-HEA   SECTION (31A5170) dated 24.03.2018 for 133 BLC(N) Projects approved in 21 GCMC (as per original Proposal)									
City	Gen + OBC	SC	ST	No. of Eligible EWS Units	Central Assistance (Rs in Crs)	40% 1st Instalment Central Share	To be Released in SC Component (Rs in Crs)	To be Released in ST Component (Rs in Crs)	To be Released in General Component (Rs in Crs)
Alot	281	52	27	360	5.4000	2.1600	0.3120	0.1620	1.6860
Akoda	30	8	0	38	0.5700	0.2280	0.0480	0.0000	0.1800
Amarantak	627	132	96	855	12.8250	5.1300	0.7920	0.5760	3.7620
Amia	188	47	31	266	3.9900	1.5960	0.2820	0.1860	1.1280
Anjad	334	77	89	500	7.5000	3.0000	0.4620	0.5340	2.0040
Ashoknagar	1364	423	119	1906	28.5900	11.4360	2.5380	0.7140	8.1840
Athana	331	84	94	509	7.6350	3.0540	0.5040	0.5640	1.9860
Athner	121	44	32	197	2.9550	1.1820	0.2640	0.1920	0.7260
Badarwas	139	64	28	231	3.4650	1.3860	0.3840	0.1680	0.8340
Badnawar	310	93	46	449	6.7350	2.6940	0.5580	0.2760	1.8600
Bagi	190	53	74	317	4.7550	1.9020	0.3180	0.4440	1.1400
Bahar	288	18	106	412	6.1800	2.4720	0.1080	0.6360	1.7280
Baldeogarth	324	39	25	388	5.8200	2.3280	0.2340	0.1500	1.9440
Bamhi	25	3	3	31	0.4650	0.1860	0.0180	0.0180	0.1500
Bankhedi	60	131	99	290	4.3500	1.7400	0.7860	0.5940	0.3600
Baroda	206	75	27	308	4.6200	1.8480	0.4500	0.1620	1.2360
Berasia	446	87	9	542	8.1300	3.2520	0.5220	0.0540	2.6760
Bhandar	379	103	2	484	7.2600	2.9040	0.6180	0.0120	2.2740
Bhanpura	300	103	66	469	7.0350	2.8140	0.6180	0.3960	1.8000
Bhawara	71	10	170	251	3.7650	1.5060	0.0600	1.0200	0.4260
Bhikangov	167	32	41	240	3.6000	1.4400	0.1920	0.2460	1.0020
Bichua	250	38	29	317	4.7550	1.9020	0.2280	0.1740	1.5000
Bichhiya	260	47	131	438	6.5700	2.6280	0.2820	0.7860	1.5600
Bijwar	262	73	58	393	5.8950	2.3580	0.4380	0.3480	1.5720
Bijuri	65	131	222	418	6.2700	2.5080	0.7860	1.3320	0.3900
Binaganj	719	189	94	1002	15.0300	6.0120	1.1340	0.5640	4.3140
Buranpur	2663	209	21	2893	43.3950	17.3580	1.2540	0.1260	15.9780
Burhar	222	105	81	408	6.1200	2.4480	0.6300	0.4860	1.3320
Chand	243	78	98	419	6.2850	2.5140	0.4680	0.5880	1.4580
Chhatarpur	1380	452	283	2115	31.7250	12.6900	2.7120	1.6980	8.2800
Dahi	256	41	27	324	4.8600	1.9440	0.2460	0.1620	1.5360
Darnoh	144	64	28	236	3.5400	1.4160	0.3840	0.1680	0.8640
Darna	429	215	207	851	12.7650	5.1060	1.2900	1.2420	2.5740
Deopalpur	146	37	43	226	3.3900	1.3560	0.2220	0.2580	0.8760
Dhamnod-Dhar	528	124	118	770	11.5500	4.6200	0.7440	0.7080	3.1680
Dharampuri	407	88	67	562	8.4300	3.3720	0.5280	0.4020	2.4420
Diken	100	28	51	179	2.6850	1.0740	0.1680	0.3060	0.6000

101

City	Gen + OBC	SC	ST	No. of Eligible EWS Units	Central Assistance (Rs in Crs)	40% 1st Instalment Central Share	To be Released in SC Component (Rs in Crs)	To be Released in ST Component (Rs in Crs)	To be Released in General Component (Rs in Crs)
Garoth	143	65	2	210	3.1500	1.2600	0.3900	0.0120	0.8580
Ghuwara	73	25	12	110	1.6500	0.6600	0.1500	0.0720	0.4380
Gohad	383	151	45	579	8.6850	3.4740	0.9060	0.2700	2.2980
Gormi	74	28	19	121	1.8150	0.7260	0.1680	0.1140	0.4440
Indergarh	420	115	62	597	8.9550	3.5820	0.6900	0.3720	2.5200
Jamni	180	79	61	320	4.8000	1.9200	0.4740	0.3660	1.0800
Jatara	73	19	14	106	1.5900	0.6360	0.1140	0.0840	0.4380
Jawad	281	74	69	424	6.3600	2.5440	0.4440	0.4140	1.6860
Jeron khalsa	87	19	8	114	1.7100	0.6840	0.1140	0.0480	0.5220
Jirani	139	90	20	249	3.7350	1.4940	0.5400	0.1200	0.8340
Jobat	110	21	64	195	2.9250	1.1700	0.1260	0.3840	0.6600
Kakshi	281	48	36	365	5.4750	2.1900	0.2880	0.2160	1.6860
Kanad	97	72	13	182	2.7300	1.0920	0.4320	0.0780	0.5820
Kantaphod	171	64	15	250	3.7500	1.5000	0.3840	0.0900	1.0260
Khachrod	234	63	52	349	5.2350	2.0940	0.3780	0.3120	1.4040
Khaniyadana	433	44	116	593	8.8950	3.5580	0.2640	0.6960	2.5980
Khariyadana	81	15	4	100	1.5000	0.6000	0.0900	0.0240	0.4860
Khategaon	362	53	47	462	6.9300	2.7720	0.3180	0.2820	2.1720
Khetia	609	201	181	991	14.8650	5.9460	1.2060	1.0860	3.6540
Khurai	631	129	72	832	12.4800	4.9920	0.7740	0.4320	3.7860
Kolaras	308	84	8	400	6.0000	2.4000	0.5040	0.0480	1.8480
Kothi	174	224	145	543	8.1450	3.2580	1.3440	0.8700	1.0440
Kotma	298	75	117	490	7.3500	2.9400	0.4500	0.7020	1.7880
Kukdeswar	161	24	0	185	2.7750	1.1100	0.1440	0.0000	0.9660
Kumbhraj	227	18	28	273	4.0950	1.6380	0.1080	0.1680	1.3620
Lahar	332	34	0	366	5.4900	2.1960	0.2040	0.0000	1.9920
Ladhora Khias	95	81	3	179	2.6850	1.0740	0.4860	0.0180	0.5700
Lodhikheda	48	70	3	121	1.8150	0.7260	0.4200	0.0180	0.2880
Machalpur	239	56	2	297	4.4550	1.7820	0.3360	0.0120	1.4340
Maharajpur	60	21	19	100	1.5000	0.6000	0.1260	0.1140	0.3600
Maheswar	753	114	109	976	14.6400	5.8560	0.6840	0.6540	4.5180
Maksi	173	93	14	280	4.2000	1.6800	0.5580	0.0840	1.0380
Malhajkhand	426	32	213	671	10.0650	4.0260	0.1920	1.2780	2.5560
Malhergarh	388	56	4	448	6.7200	2.6880	0.3360	0.0240	2.3780
Manasa	151	27	32	210	3.1500	1.2600	0.1620	0.1920	0.9060
Mandaleswar	570	151	71	792	11.8800	4.7520	0.9060	0.4260	3.4200
Mau	269	77	22	368	5.5200	2.2080	0.4620	0.1320	1.6140
Mehgaon	114	22	8	144	2.1600	0.8640	0.1320	0.0480	0.6840
Mulail	321	197	62	580	8.7000	3.4800	1.1820	0.3720	1.9260

1

City	Gen + OBC	SC	ST	No. of Eligible EWS Units	Central Assistance (Rs in Crs)	40% 1st Instalment Central Share	To be Released in SC Component (Rs in Crs)	To be Released in ST Component (Rs in Crs)	To be Released in General Component (Rs in Crs)
Mundi	281	35	79	395	5.9250	2.3700	0.2100	0.4740	1.6860
Mungawalli	97	45	53	195	2.9250	1.1700	0.2700	0.3180	0.5820
Nagod	373	275	8	656	9.8400	3.9360	1.6500	0.0480	2.2380
Nagri	175	22	15	212	3.1800	1.2720	0.1320	0.0900	1.0500
MAINPUR	139	63	48	250	3.7500	1.5000	0.3780	0.2880	0.8340
Namli	232	56	37	325	4.8750	1.9500	0.3360	0.2220	1.3920
Narayangarh	112	30	5	147	2.2050	0.8820	0.1800	0.0300	0.6720
Narwar	140	52	26	218	3.2700	1.3080	0.3120	0.1560	0.8400
Nepanagar	123	35	29	187	2.8050	1.1220	0.2100	0.1740	0.7380
Nirnawar	225	62	50	337	5.0550	2.0220	0.3720	0.3000	1.3500
Niwari	252	72	19	343	5.1450	2.0580	0.4320	0.1140	1.5120
Niwasi-Mandla	141	18	51	210	3.1500	1.2600	0.1080	0.3060	0.8460
Obaidullaganj	247	39	52	338	5.0700	2.0280	0.2340	0.3120	1.4820
Orcha	82	17	7	106	1.5900	0.6360	0.1020	0.0420	0.4920
Palera	24	10	57	91	1.3650	0.5460	0.0600	0.3420	0.1440
Pali	179	33	88	300	4.5000	1.8000	0.1980	0.5280	1.0740
Palsud	288	144	21	453	6.7950	2.7180	0.8640	0.1260	1.7280
Panna	320	123	29	472	7.0800	2.8320	0.7380	0.1740	1.9200
Pansamal	337	61	39	437	6.5550	2.6220	0.3660	0.2340	2.0220
Pasan	101	39	11	151	2.2650	0.9060	0.2340	0.0660	0.6060
Patharia	180	41	25	246	3.6900	1.4760	0.2460	0.1500	1.0800
Petawad	162	29	23	214	3.2100	1.2840	0.1740	0.1380	0.9720
Pichhore	85	7	8	100	1.5000	0.6000	0.0420	0.0480	0.5100
PIPALIYAMANDI	115	42	3	160	2.4000	0.9600	0.2520	0.0180	0.6900
Pipatravan	371	133	26	530	7.9500	3.1800	0.7980	0.1560	2.2260
Piplanarayanwar	200	14	6	220	3.3000	1.3200	0.0840	0.0360	1.2000
Porsa	159	39	12	210	3.1500	1.2600	0.2340	0.0720	0.9540
Prithvipur	173	56	4	233	3.4950	1.3980	0.3360	0.0240	1.0380
Raigarh	195	43	33	271	4.0650	1.6260	0.2580	0.1980	1.1700
Rajpur	90	65	95	250	3.7500	1.5000	0.3900	0.5700	0.5400
Rampura	52	12	6	70	1.0500	0.4200	0.0720	0.0360	0.3120
Ranapur	111	41	118	270	4.0500	1.6200	0.2460	0.7080	0.6660
Ratangarh	85	8	20	113	1.6950	0.6780	0.0480	0.1200	0.5100
Sagar	837	178	127	1142	17.1300	6.8520	1.0680	0.7620	5.0220
Sallana	289	85	34	408	6.1200	2.4480	0.5100	0.2040	1.7340
Sanawad	297	58	36	391	5.8650	2.3460	0.3480	0.2160	1.7820
Sardarpur	161	41	27	229	3.4350	1.3740	0.2460	0.1620	0.9660
SARWARINIYA MA	143	38	2	183	2.7450	1.0980	0.2280	0.0120	0.8580
Sausar	518	79	66	663	9.9450	3.9780	0.4740	0.3960	3.1080

14

City	Gen + OBC	SC	ST	No. of Eligible EWS Units	Central Assistance (Rs in Crs)	40% 1st Instalment Central Share	To be Released in SC Component (Rs in Crs)	To be Released in ST Component (Rs in Crs)	To be Released in General Component (Rs in Crs)
Sehore	488	101	11	600	9.0000	3.6000	0.6060	0.0660	2.9280
Sendhwa	483	85	62	630	9.4500	3.7800	0.5100	0.3720	2.8980
Shahpur-Sagar	231	47	31	309	4.6350	1.8540	0.2820	0.1860	1.3860
Shahpur-Dindhor	303	87	78	468	7.0200	2.8080	0.5220	0.4680	1.8180
Shamgarh	373	206	28	607	9.1050	3.6420	1.2360	0.1680	2.2380
Sheepur-Kalian	327	113	62	502	7.5300	3.0120	0.6780	0.3720	1.9620
Sihora	168	41	23	232	3.4800	1.3920	0.2460	0.1380	1.0080
Silwani	308	64	69	441	6.6150	2.6460	0.3840	0.4140	1.8480
Sironj	339	69	49	457	6.8550	2.7420	0.4140	0.2940	2.0340
Sitamau	181	23	5	209	3.1350	1.2540	0.1380	0.0300	1.0860
Sonkatch	384	138	16	538	8.0700	3.2280	0.8280	0.0960	2.3040
Sujalpur	371	70	3	444	6.6600	2.6640	0.4200	0.0180	2.2260
Sultampur	94	83	31	208	3.1200	1.2480	0.4980	0.1860	0.5640
Suwadra	232	73	4	309	4.6350	1.8540	0.4380	0.0240	0.3920
Tarichankain	85	28	16	129	1.9350	0.7740	0.1680	0.0960	0.5100
Tendukheda	250	56	31	337	5.0550	2.0220	0.3360	0.1860	1.5000
Thandla	171	28	26	225	3.3750	1.3500	0.1680	0.1560	1.0260
Vidisha	953	155	86	1194	17.9100	7.1640	0.9300	0.5160	5.7180
<b>Total</b>	<b>38056</b>	<b>10135</b>	<b>6540</b>	<b>54731</b>	<b>820.9650</b>	<b>328.3860</b>	<b>60.8100</b>	<b>39.2400</b>	<b>228.3360</b>

101