




प्रधान मंत्री
आवास योजना-शहरी
Pradhan Mantri Awas Yojana-Urban

*46th Meeting of the
Central Sanctioning cum
Monitoring
Committee(CSMC)
under
Pradhan Mantri Awas
Yojana - Housing For All*

29th August, 2019

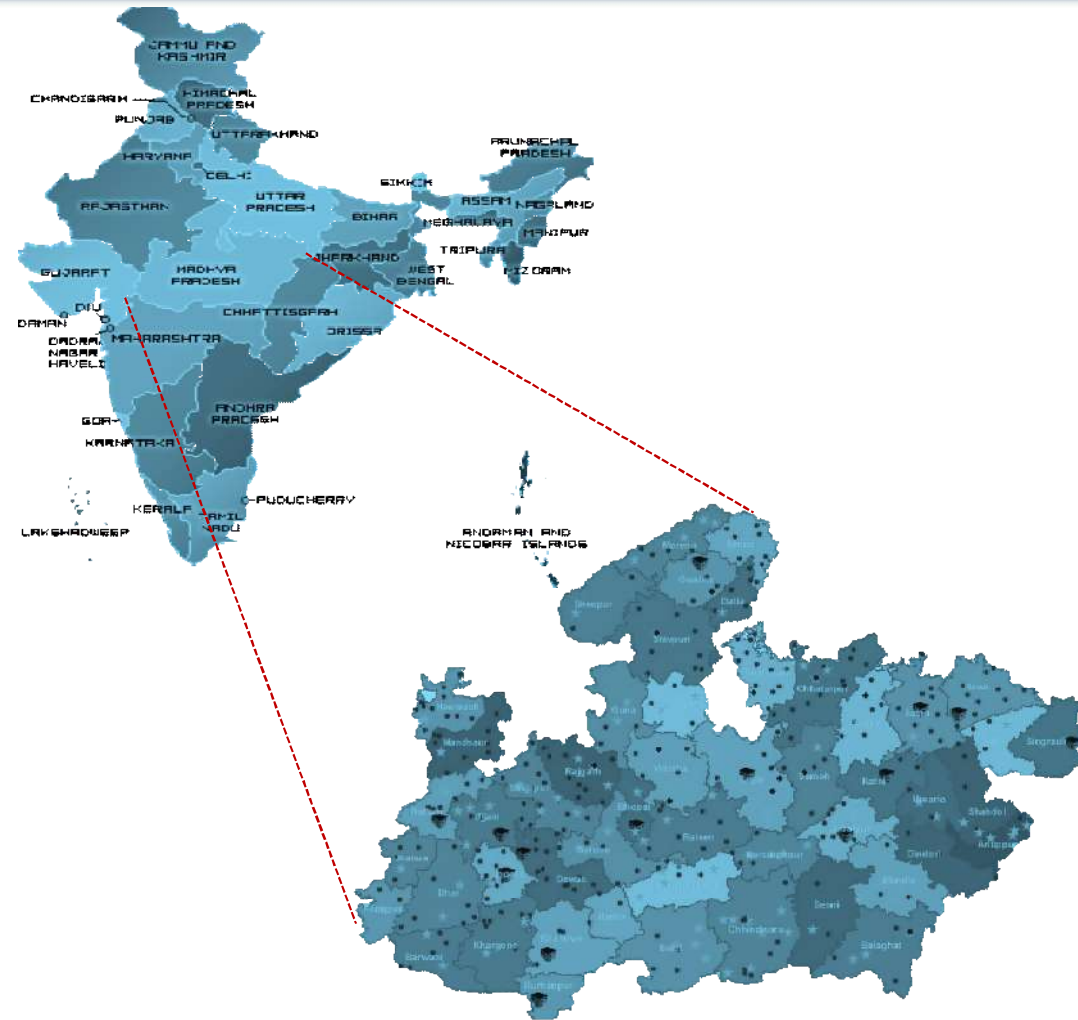


**Urban Development & Housing Department
Government of Madhya Pradesh**



Madhya Pradesh: Urban Profile

Total Population	7.25 Crore
Total Urban Population	2.01 Crore
Percentage of Urban Population	27.58 %
No. of Urban Local Bodies (ULBs)	378
Municipal Corporations	16
Municipal Councils	98
Nagar Parishads	264



Housing For All ó Funding Pattern

S. No.	Option	Central Government Initiative	State Government Share	Type of Beneficiary
1	"In-Situ" Slum Redevelopment (ISSR) with participation of private developers using land as a resource	Subsidy of amount of INR 1 lakh	Free of Cost Land	EWS
2	Affordable Housing through Credit Linked Subsidy Scheme (CLSS)	Interest Subsidy of upto 6.5/4/3 % on loan upto INR 6/9/12 lakhs for 20 years	-	EWS & LIG / MIG-1 / MIG-2
3	Affordable Housing in Partnership (AHP) with Public & Private sectors	Subsidy of amount of INR 1.5 lakh	Subsidy of amount of INR 1.50 lakh for Slum Dwellers	EWS
4	Subsidy for Beneficiary-Led Individual House Construction (BLC)	Subsidy of amount of INR 1.5 lakh	Subsidy of amount of INR 1 lakh	EWS

Progress of PMAY(U)

Indicators	Current Status (No.)
▪ Cities Approved	378
▪ Demand Survey Completed	378
▪ Total Demand	11.52 Lakh
▪ Status of Survey Entry	9,95,777 survey data entered by ULBs
▪ Demand received through Common Service Centre and Online Application	4,52,763
▪ Cases accepted/rejected	2,15,001
▪ Whether HFAPoA Submitted	Yes, For all 378 Towns
▪ Whether AIP Submitted	Yes
▪ SLTC/CLTC staffs approved vs. placed	SLTC:10 vs 10 / CLTC: 454 vs 521
▪ Target of DUs in 2019-20	Sanctioning: 4.00 Lakh DUs Completion: 3.00 Lakh DUs
▪ State Budgetary Provision for PMAY (U) in 2019-20	As per provision of GoI matching budgetary provisions is ensured in state budget

Interface with MIS

Indicators	Current Status (No.)
▪Projects approved:	1,274
▪Projects entered (7A/B/C/D)	1,274
▪DUs approved under BLC	4,99,727
▪Beneficiaries attached	4,29,359
▪Beneficiary Attachment Made (%)	85.92%
▪Geo-tagged Points	11,74,806 <i>(No. of Unique Houses Geo-Tagged: 3,57,589)</i>

Details of Approved Projects

Vertical of the Scheme	No. of Cities/ Projects	No. of Dwelling Units				
		EWS	LIG	MIG-I	MIG-II	Total
Affordable Housing in Partnership (AHP)	47/76	1,41,954	48,708	18,150	88	2,08,900
Beneficiary Led Construction (BLC)	374/1,194	4,99,727	-	-	-	4,99,727
In-Situ Slum Redevelopment (ISSR)	3/4	2,172	-	-	-	2,172
Sub-Total Projects Approved by GoI:	378/1,274	6,43,853	48,708	18,150	88	7,10,799
Credit Linked Subsidy Scheme (CLSS)	-	13,585	18,176	6,090	629	38,480
Total:	378/1,274	6,57,438	66,884	24,240	717	7,49,279

Physical Progress of Approved Projects as per MPR

Verticals	Approved DUs	Yet to Start	Work order issued/ Grounded	In-Progress				Completed
				Foundation / Plinth	Lintel	Roof	Total	
AHP* <i>(Excluding 66,946 LIG/MIG DUs)</i>	1,41,954	90,363	96,453	15,505	6,105	14,384	35,994	15,597
BLC (N)	4,99,727	1,83,688	3,58,282	58,122	21,602	25,789	1,05,513	2,10,526
ISSR**	2,172	2,172		-	-	-	-	-
Sub-Total Projects Approved by GoI:	6,43,853	2,76,223	4,54,735	73,627	27,707	40,173	1,41,507	2,26,123
CLSS <i>(Including LIG/MIG DUs)</i>	38,480	-		-	-	-	-	38,480
Total:	6,82,333	2,76,223	4,54,735	73,627	27,707	40,173	1,41,507	2,64,603

* Out of Not-Started DUs under AHP vertical, Work Order is issued to Contractor for 23,880 DUs.

** In Indore, Tender issued 3 times, but no Private Partner has participated. Indore, Bhopal & Jabalpur all towns have shown interest in Converting these projects to AHP Vertical. Though, proposals yet to be submitted by ULBs.

Photographs

Affordable Housing in Partnership (AHP)



Progress of Approved AHP Projects



Completed DUs in Chhindwara

Progress of Approved AHP Projects



Completed DUs in Damoh

Progress of Approved AHP Projects



AHP Project at Sagar

Progress of Approved AHP Projects

AHP Project at Morena



LIG/MIG DUs of AHP
Project at Damoh



AHP Project at Chhindwara




AHP Project at Morena

Progress of Approved AHP Projects



AHP Project at Khargone

Photographs Beneficiary Led Construction (BLC)



Progress of Approved BLC Projects

Mandsaur



Khurai




Khurai



Khandwa



Jaora-Ratlam



Jaora-Ratlam



Khandwa

Progress of Approved BLC Projects

Chhatarpur



Shahpur




Shahpur



Shahdol



Sendhwa



Progress of Approved BLC Projects

Nasrullaganj



Narsingharh



Rampur-Baghelan



Pandhurna



Mandla



Mandla



Mandla



Mandsaur



Progress of Approved BLC Projects



Burhanpur



Dewas



Ujjain



Datia



Kakarhati

Progress of Approved BLC Projects

Shahpur



Sendhwa



Suwasra



Rewa



Sehore



Tikamgarh-AHP

Progress of Approved BLC Projects

Gurh



Isagarh



Rehli



Harda



Datia



Hoshangabad



Progress of Approved BLC Projects



Completed DUs in Alirajpur

Progress of Approved BLC Projects




Completed BLC DUs in Sendhwa

Progress of Approved BLC Projects



Multai



Narwar



Morena



Narsingharh



Morena

Progress of Approved BLC Projects



Completed BLC DUs in Ujjain

Progress of Approved BLC Projects

Mandsaur



Completed BLC DUs in Chhindwara



Hoshangabad



Progress of Approved BLC Projects



BLC DUs in Barwani

Progress of Approved BLC Projects

Mandsaur



Completed BLC DUs in Ujjain

Agenda: 1

Approval of Detailed Project Reports (DPRs) under BLC Vertical

Rs. in Crore

SLAC # / Date	No of Towns / Projects	No. of EWS DUs	Project Cost	Central Share	State Share	ULB Share	EWS Beneficiary Share
30 th SLAC held on 8 th Aug, 2019	52 / 52	24,911	959.013	373.665	249.11	2.897	333.341
31 st SLAC held on 21 st Aug, 2019	8 / 8	2,916	111.938	43.740	29.16	-	39.038
Total:	59 / 60	27,827	1,070.951	417.405	278.27	2.897	372.379

Project Proposal Brief

(Amount Rs. in Crore)

Verticals	ISSR	AHP	BLC (New)	BLC (E)	Remarks
▪No. of Projects	-	-	60	-	-
▪No. of DUs	-	-	27,827	-	-
▪Project Cost	-	-	1,070.951	-	-
▪Central Share	-	-	417.405	-	-
▪State Share	-	-	278.270	-	-
▪ULB/ Implementing agency Share	-	-	2.897	-	-
▪Beneficiary Share	-	-	372.379	-	-
▪PPP / LIG / MIG / HIG / Commercial	-	-	-	-	-

(Amount Rs. in Lakh)

Verticals	Per Unit Cost	Central Share	State Share	ULB/ Implementing agency Share	Beneficiary Share	Completion Time
▪BLC (N)	3.85	1.50	1.00	For Infrastructure	1.35	12/18 months from the date of work commencement

Division-Wise Details of DPR under Approval ó BLC

Amount Rs. In Crore

S. No.	Name of Division	No. of Projects	No. of EWS DUs	Project Cost	Central Share	State Share	ULB Share	EWS Beneficiary Share
1	Bhopal	11	4,697	180.827	70.455	46.97	2.897	60.505
2	Gwalior	3	1,178	45.329	17.670	11.78	-	15.879
3	Indore	11	8,777	337.940	131.655	87.77	-	118.515
4	Jabalpur	5	965	37.133	14.475	9.65	-	13.008
5	Rewa	6	2,149	82.699	32.235	21.49	-	28.974
6	Sagar	6	3,041	117.021	45.615	30.41	-	40.996
7	Ujjain	18	7,020	270.002	105.300	70.20	-	94.502
Total:		60	27,827	1,070.951	417.405	278.27	2.897	372.379

City-Wise Details of DPR under Approval ó BLC (Bhopal Division)

Rs. in Crore

S. No.	Name of City	Total No. of DUs	Project Cost	Central Share	State Share	ULB Share	EWS Beneficiary Share
1	Betul	243	9.3510	3.645	2.43	-	3.2760
2	Multai	109	3.9240	1.635	1.09	-	1.1990
3	Berasia	416	16.0080	6.240	4.16	-	5.6080
4	Pipariya	855	33.2500	12.825	8.55	2.897	8.9780
5	Baraily	453	17.4340	6.795	4.53	-	6.1090
6	Kurawar	252	9.7020	3.780	2.52	-	3.4020
7	Sarangpur	278	10.6970	4.170	2.78	-	3.7470
8	Ichhawar	965	37.1330	14.475	9.65	-	13.0080
9	Jawar	494	19.0090	7.410	4.94	-	6.6590
10	Kurwai	277	10.6590	4.155	2.77	-	3.7340
11	Kurwai	355	13.6600	5.325	3.55	-	4.7850
Total:		4,697	180.8270	70.455	46.97	2.897	60.5050

City-Wise Details of DPR under Approval ó BLC (Gwalior Division)

Rs. in Crore

S. No.	Name of City	Total No. of DUs	Project Cost	Central Share	State Share	ULB Share	EWS Beneficiary Share
1	Mungaoli	102	3.9250	1.530	1.02	-	1.3750
2	Guna	411	15.8150	6.165	4.11	-	5.5400
3	Shivpuri	665	25.5890	9.975	6.65	-	8.9640
Total:		1,178	45.3290	17.670	11.78	-	15.8790

City-Wise Details of DPR under Approval ó BLC (Indore Division)

Rs. in Crore

S. No.	Name of City	Total No. of DUs	Project Cost	Central Share	State Share	ULB Share	EWS Beneficiary Share
1	Alirajpur	490	19.0120	7.350	4.90	-	6.7620
2	Anjad	659	25.3600	9.885	6.59	-	8.8850
3	Barwani	167	6.4260	2.505	1.67	-	2.2510
4	Khetia	27	1.0390	0.405	0.27	-	0.3640
5	Burhanpur	4,968	191.1970	74.520	49.68	-	66.9970
6	Nepanagar	340	13.0830	5.100	3.40	-	4.5830
7	Khandwa	772	29.7100	11.580	7.72	-	10.4100
8	Mundi	354	13.6220	5.310	3.54	-	4.7720
9	Depalpur	378	14.5500	5.670	3.78	-	5.1000
10	Ranapur	366	14.0900	5.490	3.66	-	4.9400
11	Bhikangaon	256	9.8510	3.840	2.56	-	3.4510
Total:		8,777	337.9400	131.655	87.77	-	118.5150

City-Wise Details of DPR under Approval ó BLC(Jabalpur Division)

Rs. in Crore

S. No.	Name of City	Total No. of DUs	Project Cost	Central Share	State Share	ULB Share	EWS Beneficiary Share
1	Lanji	207	7.9650	3.105	2.07	-	2.7900
2	Lodhikheda	165	6.3490	2.475	1.65	-	2.2240
3	Piplanarayanwar	137	5.2720	2.055	1.37	-	1.8470
4	Dindori	155	5.9640	2.325	1.55	-	2.0890
5	Patan	301	11.5830	4.515	3.01	-	4.0580
Total:		965	37.1330	14.475	9.65	-	13.0080

City-Wise Details of DPR under Approval ó BLC (Rewa Division)

Rs. in Crore

S. No.	Name of City	Total No. of DUs	Project Cost	Central Share	State Share	ULB Share	EWS Beneficiary Share
1	Pasan	44	1.6930	0.660	0.44	-	0.5930
2	Baikunthpur	389	14.9690	5.835	3.89	-	5.2440
3	Rewa	920	35.4030	13.800	9.20	-	12.4030
4	Semaria	473	18.2040	7.095	4.73	-	6.3790
5	Chitrakoot	258	9.9290	3.870	2.58	-	3.4790
6	Chandia	65	2.5010	0.975	0.65	-	0.8760
Total:		2,149	82.6990	32.235	21.49	-	28.9740

City-Wise Details of DPR under Approval ó BLC (Sagar Division)

Rs. in Crore

S. No.	Name of City	Total No. of DUs	Project Cost	Central Share	State Share	ULB Share	EWS Beneficiary Share
1	Nowgong	751	28.9010	11.265	7.51	-	10.1260
2	Hatta	675	25.9740	10.125	6.75	-	9.0990
3	Pawai	650	25.0140	9.750	6.50	-	8.7640
4	Badagaon- Tikamgarh	332	12.7750	4.980	3.32	-	4.4750
5	Baldeogarh	305	11.7360	4.575	3.05	-	4.1110
6	Kari	328	12.6210	4.920	3.28	-	4.4210
Total:		3,041	117.0210	45.615	30.41	-	40.9960

City-Wise Details of DPR under Approval ó BLC (Ujjain Division)

Rs. in Crore

S. No.	Name of City	Total No. of DUs	Project Cost	Central Share	State Share	ULB Share	EWS Beneficiary Share
1	Kantaphod	10	0.3850	0.150	0.10	-	0.1350
2	Satwas	604	23.2540	9.060	6.04	-	8.1540
3	Athana	324	12.4680	4.860	3.24	-	4.3680
4	Jawad	62	2.2940	0.930	0.62	-	0.7440
5	Alot	150	5.7720	2.250	1.50	-	2.0220
6	Dhamnodb - Ratlam	73	2.8090	1.095	0.73	-	0.9840
7	Jaora - Ratlam	191	7.3500	2.865	1.91	-	2.5750
8	Sailana	51	1.9620	0.765	0.51	-	0.6870
9	Agar	1,554	59.7980	23.310	15.54	-	20.9480
10	Akodia	718	27.5700	10.770	7.18	-	9.6200
11	Nalkheda	82	3.1550	1.230	0.82	-	1.1050
12	Shajapur	287	11.0440	4.305	2.87	-	3.8690
13	Susner	273	10.5050	4.095	2.73	-	3.6800
14	Badnagar	256	9.8510	3.840	2.56	-	3.4510
15	Khachrod	270	10.3900	4.050	2.70	-	3.6400
16	Mahidpur	263	10.0990	3.945	2.63	-	3.5240
17	Makdon	404	15.5460	6.060	4.04	-	5.4460
18	Ujjain	1,448	55.7500	21.720	14.48	-	19.5500
Total:		7,020	270.0020	105.300	70.20	-	94.5020

Agenda-2

Approval of Annual Capacity Building Plan 2019-20

Summary of Annual Capacity Building Plan 2019-20

S. No.	Activity	State Share	Central Share	Total
1	Establishment of State Level Technical Cell (SLTC)*	25,50,000	76,50,000	1,02,00,000
2	Establishment of City Level Technical Cell (CLTC)*	5,68,05,000	17,04,15,000	22,72,20,000
3	Trainings and Workshops	-	54,00,000	54,00,000
4	Exposure Visits	-	9,00,000	9,00,000
5	Documentations/Research	-	5,00,000	5,00,000
6	Information Education and Communication (IEC)	-	80,00,000	80,00,000
7	Third Party Quality Monitoring (TPQM)	1,10,20,000	3,30,60,000	4,40,80,000
8	Social Audit	-	5,50,000	5,50,000
9	Geo-Tagging (3.00 Lakh @ Rs. 200/- per DU)	-	6,00,00,000	6,00,00,000
Total:-		7,03,75,000	28,64,75,000	35,68,50,000

*Deployed by means Project Management Consultancy(PMC)

Detailed Annual CB Plan 2019-20

Agenda-3

Approval for PMAY(U) Awards 2019

For Best Performing Municipal Corporation Awards

S. No.	Role	District	City	Status
1	Municipal Corporation	Ujjain	Ujjain	Submitted
2	Municipal Corporation	Gwalior	Gwalior	Submitted
3	Municipal Corporation	Dewas	Dewas	Submitted
4	Municipal Corporation	Sagar	Sagar	Submitted
5	Municipal Corporation	Ratlam	Ratlam	Submitted
6	Municipal Corporation	Chhindwara	Chhindwara	Submitted
7	Municipal Corporation	Bhopal	Bhopal	Submitted
8	Municipal Corporation	Burhanpur	Burhanpur	Submitted
9	Municipal Corporation	Indore	Indore	Submitted
10	Municipal Corporation	Jabalpur	Jabalpur	Submitted
11	Municipal Corporation	Singrauli	Singrauli	Submitted
12	Municipal Corporation	Morena	Morena	Submitted
13	Municipal Corporation	Katni	Katni	Submitted
14	Municipal Corporation	Rewa	Rewa	Submitted
15	Municipal Corporation	East Nimar	Khandwa	Submitted
16	Municipal Corporation	Satna	Satna	Submitted

All 16 Municipal Corporations has submitted entry for PMAY(U) Awards under Best Performing Municipal Corporation Category.

For Best Performing Municipalities Awards

S. No.	Municipality Name	Parameter A (Max Score 50)	Parameter B (Max Score 15)	Parameter C (Max Score 20)	Total (Out of 85)	Ranking
1	Khurai	36.67	11.50	2.25	50.42	1
2	Sitamau	35.33	10.33	3.92	49.58	2
3	Katangi	31.67	15.00	1.92	48.59	3

- ✓ As per ranking of MoHUA, GoI above mentioned 3 ULBs are top 3 Municipalities of Madhya Pradesh.
- ✓ Nomination of above mentioned under category of Best Performing Municipalities Awards is also approved by SLSMC.


Beneficiary Awards for Best House Construction

S. No.	District	City	Beneficiary Name	Beneficiary Code
1	Betul	Betul	Babita Buade	238023350767100000
2	Chhindwara	Chhindwara	Pramila	238023860790800000
3	Chhindwara	Chaurai Khas	Nabi Mansuri	238023794236700000
4	Chhindwara	Pandhurna	Chndu Dharpure	238023912549500000
5	Khandwa	Khandwa	Vijay Kumar Dubey	238024355992600000
6	Guna	Raghogarh -Vijaypur	Kantijan	238024024167200000
7	Betul	Multai	Panjab Pawar	238023394780500000
8	Alirajpur	Alirajpur	Raseed	238024332556500000
9	Dewas	Dewas	Rajendra Yadav	238022485394400000
10	Chhindwara	Jamai	Ravindra Kushwah	238023804064900000


✓ From above mentioned 10 beneficiaries selected by the State and is also approved by SLSMC for Beneficiary Awards.

Beneficiary Awards for Best House Construction

Betul




Chhindwara



REDMI NOTE 6 PRO
MI DUAL CAMERA

Beneficiary Awards for Best House Construction

Chourai



Pandhurna



Beneficiary Awards for Best House Construction

Khandwa



Raghogarh



Beneficiary Awards for Best House Construction

Multai



Alirajpur



Beneficiary Awards for Best House Construction

Dewas



Jamai



Thank You...