



- odisha urban housing mission

## 70 Projects for approval under BLC vertical

Presented to 42<sup>nd</sup> CSMC , MoHUA, New Delhi on 30th Jan 2019

by

**Dr. Suresh Chandra Dalai, IAS**

**Mission Director**

**Housing and Urban Development Department  
Government of Odisha**



@AWAAS.OUHM



@OUHMAWAAS



ouhmodisha@gmail.com

## Progress of PMAY (U)

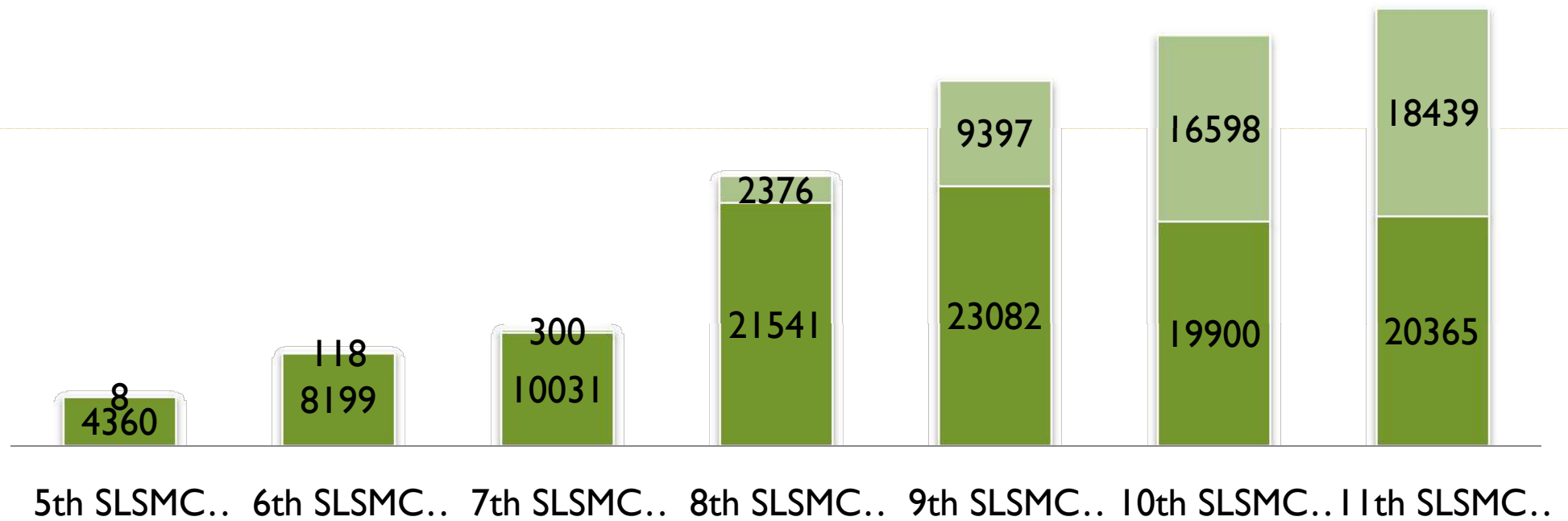
Indicators	Current Status
▪ Cities Approved/Projects under BLC-PMAY	113/402
▪ Demand Survey	Completed in 60 ULBs out of 112
▪ Housing shortage found	<b>1.19 Lakh(based on demand survey of 60 ULBs)</b>
▪ Whether HFAPoA Submitted	Yes
▪ Whether TPQMA Report Submitted	Yes
▪ Whether AIP Submitted	Submitted along with HFAPoA
▪ SLTC/CLTC staffs approved vs. placed	SLTC- 4/6, CLTC- 72/72
▪ Target of DUs in 2019 -20 under PMAY	<b>1,22,251</b>
▪ State Budgetary Provision for PMAY (U) in 2018 -19	<b>700 Crore</b>

## Physical Progress of PMAY (U)

Verticals	Houses Approved	Work order Issued	Completed
ISSR	7,300	2,500	1,737
AHP	6,462	5,596	-
CLSS	Total no. of beneficiaries Covered- 1,390		
BLC (New)	94,436	47,884	16,885
<b>Total</b>	<b>1,08,198</b>	<b>55,980</b>	<b>18,622</b>

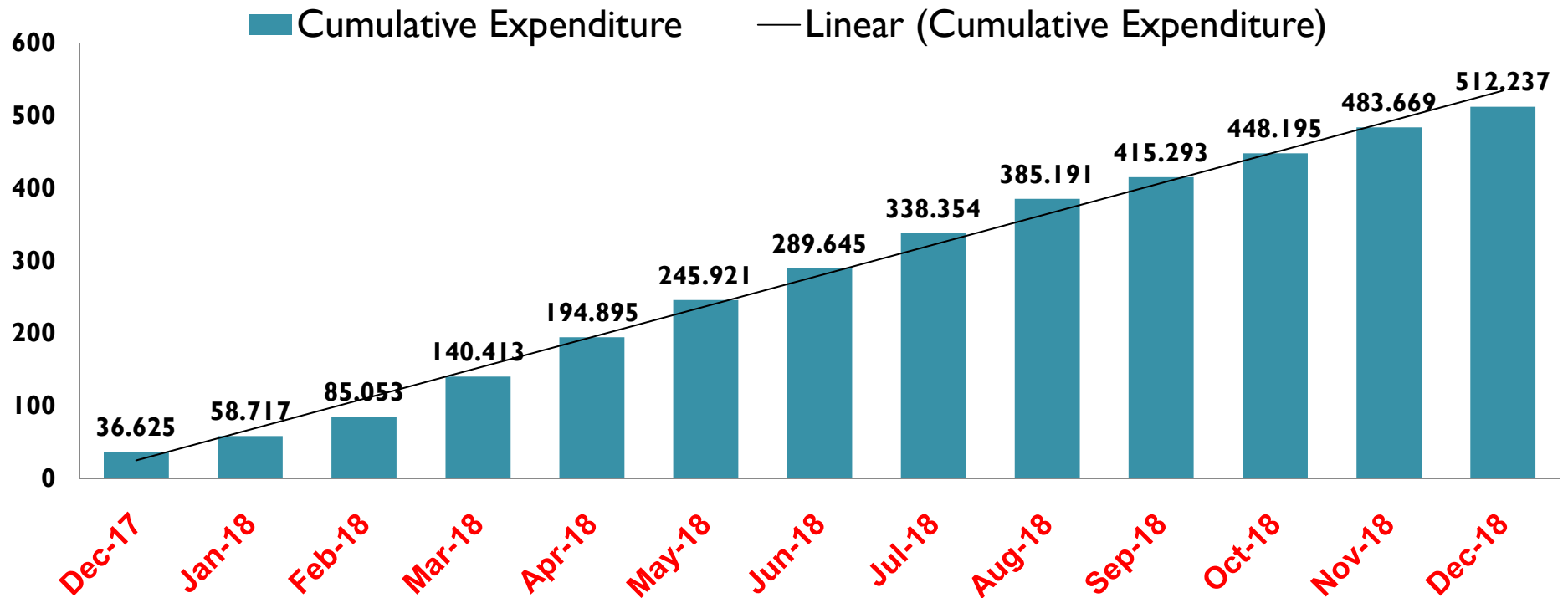
## Physical Progress under BLC-PMAY

■ Under Progress   ■ Completed



# Cumulative Expenditure under BLC-PMAY

₹  
C  
R  
O  
R  
E



## Phase-wise Beneficiary-Led-Construction Progress at a Glance

Phase	No of Cities / Projects	DUs sanctioned	WO Issued	Under Progress	Completed
Phase - I	40/41	23,843	11,133	4263	6196
Phase - II	22/22	2,115	1,707	721	1192
Phase - III	26/26	2,836	2,472	697	1907
Phase - IV	87/88	20,345	17,856	8896	7661
Phase - V	26/27	5,133	4,432	2688	1242
Phase - VI	23/23	4,849	4,281	2354	241
Phase-VII	49/49	13,421	6,003	776	0
Phase-VIII	88/126	21,894	0	0	0
<b>TOTAL</b>	<b>112/402</b>	<b>94,436</b>	<b>47,884</b>	<b>20,365</b>	<b>18439</b>

## ABSTRACT OF THE PROPOSED PROJECT UNDER BLC- PMAY

<b>No of ULBs/ Projects</b>	<b>65/ 70</b>
<b>Total EWS Houses proposed</b>	<b>12,290 Nos.</b>
<b>GoI Grant @1.50 lakhs per unit</b>	<b>18435.00 Lakh</b>
<b>State Share @ 50,000 per unit</b>	<b>6145.00 lakh</b>
<b>ULB Share</b>	<b>0.00</b>
<b>Beneficiary Share</b>	<b>12717.05 lakh</b>
<b>Total Project Cost</b>	<b>37297.05 lakh</b>
<b>Layout plan(as per NBC norms)</b>	<b>Yes</b>
<b>SLAC/SLSMC approval/Minutes submitted</b>	<b>Yes, SLAC on 25.01.2019, SLSMC on 28.01.2019</b>
<b>Land title status (encumbrance free)</b>	<b>Yes</b>
<b>Beneficiary list (BLC) submitted</b>	<b>Yes</b>

## DPRs under BLC-PMAY submitted for Approval of SLSMC

Sl No.	District	City	Total Project Cost	No. of EWS Houses	GoI Grant	State Share	ULB Share	Beneficiary Share
1	Anugul	Angul	96.00	32	48.00	16.00	0.00	32.00
2	Anugul	Angul	60.00	20	30.00	10.00	0.00	20.00
3	Anugul	Athamallick	135.00	45	67.50	22.50	0.00	45.00
4	Anugul	Talcher	1323.16	393	589.50	196.50	0.00	537.16
5	Balasore	Balasore	462.00	154	231.00	77.00	0.00	154.00
6	Bargarh	Attabira	425.70	129	193.50	64.50	0.00	167.70
7	Bargarh	Bargarh	726.00	220	330.00	110.00	0.00	286.00
8	Bargarh	Barpali	291.00	97	145.50	48.50	0.00	97.00
9	Bargarh	Bijepur	39.00	13	19.50	6.50	0.00	13.00
10	Bargarh	Padampur	261.00	87	130.50	43.50	0.00	87.00
11	Bolangir	Titilagarh	243.00	81	121.50	40.50	0.00	81.00
12	Bolangir	Tusura	900.00	300	450.00	150.00	0.00	300.00
13	Boudh	Boudh	135.00	45	67.50	22.50	0.00	45.00



## DPRs under BLC-PMAY submitted for Approval of SLSMC

Sl No.	District	City	Total Project Cost	No. of EWS Houses	Gol Grant	State Share	ULB Share	Beneficiary Share
14	Cuttack	Banki	1467.00	489	733.50	244.50	0.00	489.00
15	Cuttack	CMC	849.00	283	424.50	141.50	0.00	283.00
16	Deogarh	Deogarh	581.01	181	271.50	90.50	0.00	219.01
17	Dhenkanal	Bhuban	99.00	33	49.50	16.50	0.00	33.00
18	Dhenkanal	Kamakhyanagar	177.00	59	88.50	29.50	0.00	59.00
19	Gajapati	Kashinagar	309.00	103	154.50	51.50	0.00	103.00
20	Gajapati	Paralakhemundi	210.00	70	105.00	35.00	0.00	70.00
21	Ganjam	Aska	300.00	100	150.00	50.00	0.00	100.00
22	Ganjam	Bhanjanagar	162.00	54	81.00	27.00	0.00	54.00
23	Ganjam	Bhanjanagar	72.00	24	36.00	12.00	0.00	24.00
24	Ganjam	Buguda	504.00	168	252.00	84.00	0.00	168.00
25	Ganjam	Chikiti	51.00	17	25.50	8.50	0.00	17.00
26	Ganjam	Ganjam	36.00	12	18.00	6.00	0.00	12.00

## DPRs under BLC-PMAY submitted for Approval of SLSMC

Sl No.	District	City	Total Project Cost	No. of EWS Houses	GoI Grant	State Share	ULB Share	Beneficiary Share
27	Ganjam	Ganjam	285.00	95	142.50	47.50	0.00	95.00
28	Ganjam	Gopalpur	144.00	48	72.00	24.00	0.00	48.00
29	Ganjam	Hinjilicut	270.00	90	135.00	45.00	0.00	90.00
30	Ganjam	Khallikote	273.00	91	136.50	45.50	0.00	91.00
31	Ganjam	Polsara	1209.00	403	604.50	201.50	0.00	403.00
32	Ganjam	Surada	198.00	66	99.00	33.00	0.00	66.00
33	Jagatsinghpur	Jagatsinghpur	378.00	126	189.00	63.00	0.00	126.00
34	Jajpur	Jajpur	201.60	70	105.00	35.00	0.00	61.60
35	Jajpur	Vyasnagar	104.81	35	52.50	17.50	0.00	34.81
36	Jharsuguda	Belpahar	1053.00	351	526.50	175.50	0.00	351.00
37	Jharsuguda	Brajrajnagar	192.00	64	96.00	32.00	0.00	64.00
38	Jharsuguda	Jharsuguda	132.00	44	66.00	22.00	0.00	44.00
39	Kalahandi	Bhawnipatna	395.30	118	177.00	59.00	0.00	159.30

## DPRs under BLC-PMAY submitted for Approval of SLSMC

Sl No.	District	City	Total Project Cost	No. of EWS Houses	GoI Grant	State Share	ULB Share	Beneficiary Share
40	Kalahandi	Dharmagarh	1551.00	517	775.50	258.50	0.00	517.00
41	Kendrapara	Kendrapara	2433.97	763	1144.50	381.50	0.00	907.97
42	Kendrapara	Pattamundai	5259.00	1753	2629.50	876.50	0.00	1753.00
43	Keonjhar	Anandpur	1247.00	433	649.50	216.50	0.00	381.00
44	Keonjhar	Champua	91.80	30	45.00	15.00	0.00	31.80
45	Keonjhar	Joda	79.04	26	39.00	13.00	0.00	27.04
46	Keonjhar	Keonjhar	501.00	174	261.00	87.00	0.00	153.00
47	Khorda	BMC	351.00	117	175.50	58.50	0.00	117.00
48	Khordha	Banpur	159.00	53	79.50	26.50	0.00	53.00
49	Koraput	Jeypore	618.00	206	309.00	103.00	0.00	206.00
50	Koraput	Koraput	78.00	26	39.00	13.00	0.00	26.00
51	Koraput	Kotpad	225.00	75	112.50	37.50	0.00	75.00
52	Koraput	Sunabeda	225.00	75	112.50	37.50	0.00	75.00

## DPRs under BLC-PMAY submitted for Approval of SLSMC

Sl No.	District	City	Total Project Cost	No. of EWS Houses	Gov Grant	State Share	ULB Share	Beneficiary Share
53	Malkangiri	Malkangiri	178.20	54	81.00	27.00	0.00	70.20
54	Mayurbhanj	Baripada	342.00	114	171.00	57.00	0.00	114.00
55	Mayurbhanj	Karanja	240.00	80	120.00	40.00	0.00	80.00
56	Mayurbhanj	Rairangpur	516.00	172	258.00	86.00	0.00	172.00
57	Mayurbhanj	Udala	105.00	35	52.50	17.50	0.00	35.00
58	Nabarangpur	Nabarangpur	429.00	143	214.50	71.50	0.00	143.00
59	Nabarangpur	Umerkote	123.00	41	61.50	20.50	0.00	41.00
60	Nabarangpur	Umerkote	353.10	107	160.50	53.50	0.00	139.10
61	Nayagarh	Daspalla	783.00	261	391.50	130.50	0.00	261.00
62	Nuapada	Khariar	423.00	141	211.50	70.50	0.00	141.00
63	Puri	Konark	90.00	30	45.00	15.00	0.00	30.00
64	Puri	Pipili	978.00	326	489.00	163.00	0.00	326.00
65	Rayagada	Gudari	187.44	65	97.50	32.50	0.00	57.44

## DPRs under BLC-PMAY submitted for Approval of SLSMC

SI No.	District	City	Total Project Cost	No. of EWS Houses	GoI Grant	State Share	ULB Share	Beneficiary Share
66	Sambalpur	Redhakhhol	717.00	239	358.50	119.50	0.00	239.00
67	Sambalpur	SMC	2820.00	940	1410.00	470.00	0.00	940.00
68	Sundergarh	RMC	1045.98	351	526.50	175.50	0.00	343.98
69	Sundergarh	RMC	157.94	53	79.50	26.50	0.00	51.94
70	Sundergarh	Sundergarh	240.00	80	120.00	40.00	0.00	80.00
<b>Total</b>			<b>37297.05</b>	<b>12290</b>	<b>18435.00</b>	<b>6145.00</b>	<b>0.00</b>	<b>12717.05</b>

## Interface with MIS

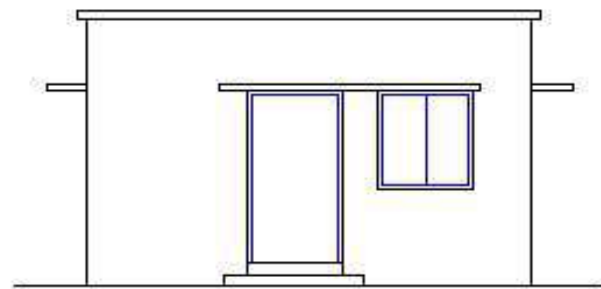
Indicators	Current Status (No.)
▪ Survey entry made	<b>227457</b>
▪ Projects approved:	<b>409 (BLC-402, ISSR-3, AHP-4)</b>
▪ Projects entered (7A/B/C/D)	<b>274(As per PMAY-MIS)</b>
▪ DUs approved under BLC	<b>94,436</b>
▪ Beneficiaries attached	<b>59607</b>
▪ Houses geo-tagged	<b>42,860</b>
▪ Total fund transferred	<b>614.20 Crore</b>
▪ National Electronic Funds Transfer (NEFT)	<b>76.30 Crore</b>
▪ PFMS/ DBT	<b>537.90Crore</b>
▪ Aadhar Payment Bridge (APB)	

# ACA to be released

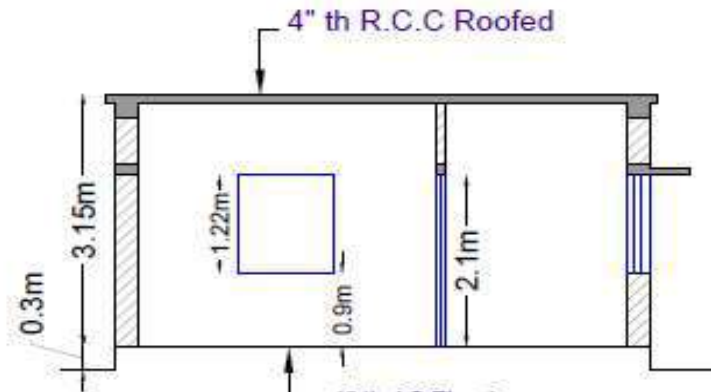
*Rs. in Lakh*

SI No	CSMC No	No of Projects / DUs Sanctioned	Project Cost	ACA Committed	1 <sup>st</sup> instalment( @40%)	2 <sup>nd</sup> Instalment( @40%)	ACA Released (1st Instalment)	ACA Released (2nd Instalment)	ACA due against 1st Instalment	ACA due against 2 <sup>nd</sup> Instalment
1	10th	41 / 23843	73765.10	35764.50	14305.80	14305.80	14305.80	0.00	0.00	14305.80
2	20th	22 / 2115	6373.00	3172.50	1269.00	1269.00	1269.00	559.80	0.00	709.20
3	22nd	26 / 2836	8439.45	4254.00	1701.60	1701.60	1303.80	1303.80	397.80	397.80
4	27th	88 / 20345	61124.25	30517.50	12207.00	12207.00	10317.00	10317.00	1890.00	1890.00
5	30th	27 / 5133	15640.29	7699.50	3079.80	3079.80	2727.00	0.00	352.80	3079.80
6	34 <sup>th</sup>	23 / 4849	14588.16	7273.50	2909.40	2909.40	2195.00	0.00	714.40	2909.40
7	38 <sup>th</sup>	49 / 13421	39971.25	20131.50	8052.60	8052.60	0.00	0.00	8052.60	8052.60
8	41 <sup>st</sup>	126/21894	66538.86	32841.00	13136.40	13136.40	0.00	0.00	13136.40	13136.40
<b>TOTAL</b>		<b>276/94,436</b>	<b>286440.36</b>	<b>141654.00</b>	<b>56661.60</b>	<b>56661.60</b>	<b>32117.60</b>	<b>12180.60</b>	<b>24544.00</b>	<b>44481.00</b>

# Structural Design

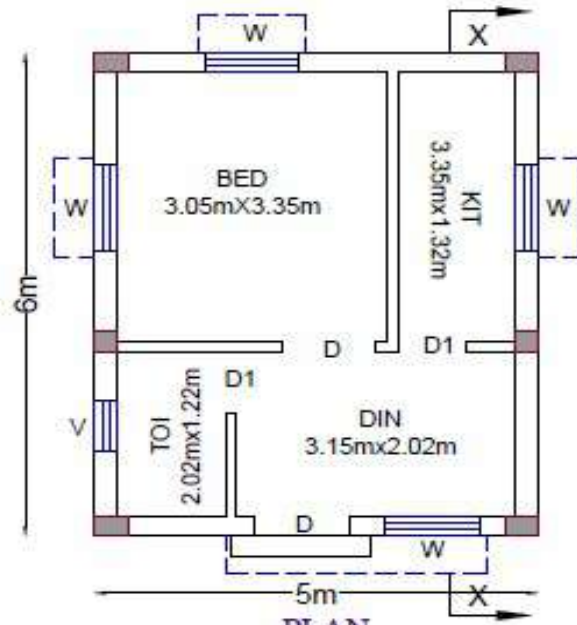


ELEVATION

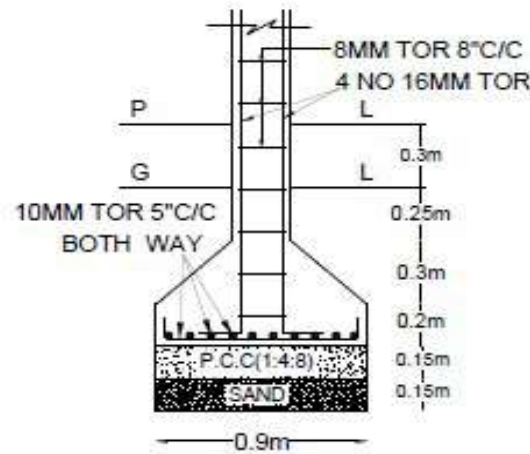


SECTION ON XX

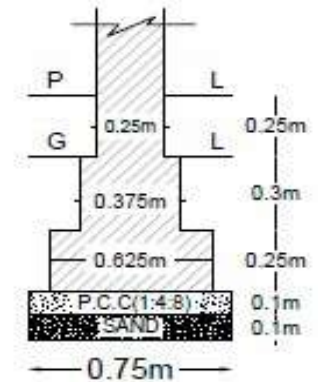
D- 1.05m x 2.1m  
 D1- 0.75m x 2.1m  
 W- 1.05m x 1.22m  
 V- 0.625m x 0.625m



PLAN



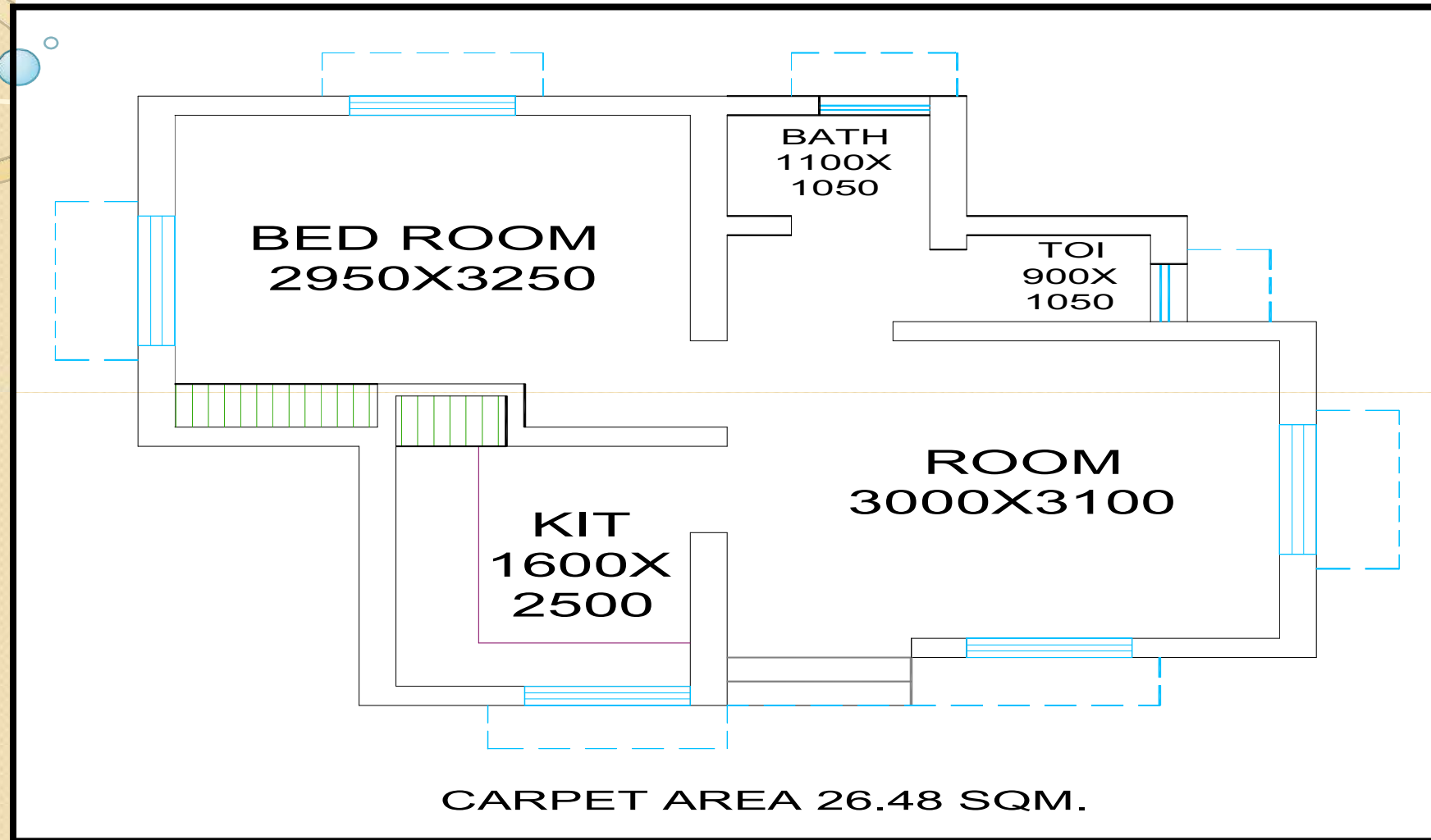
COLUMN FOUNDATION



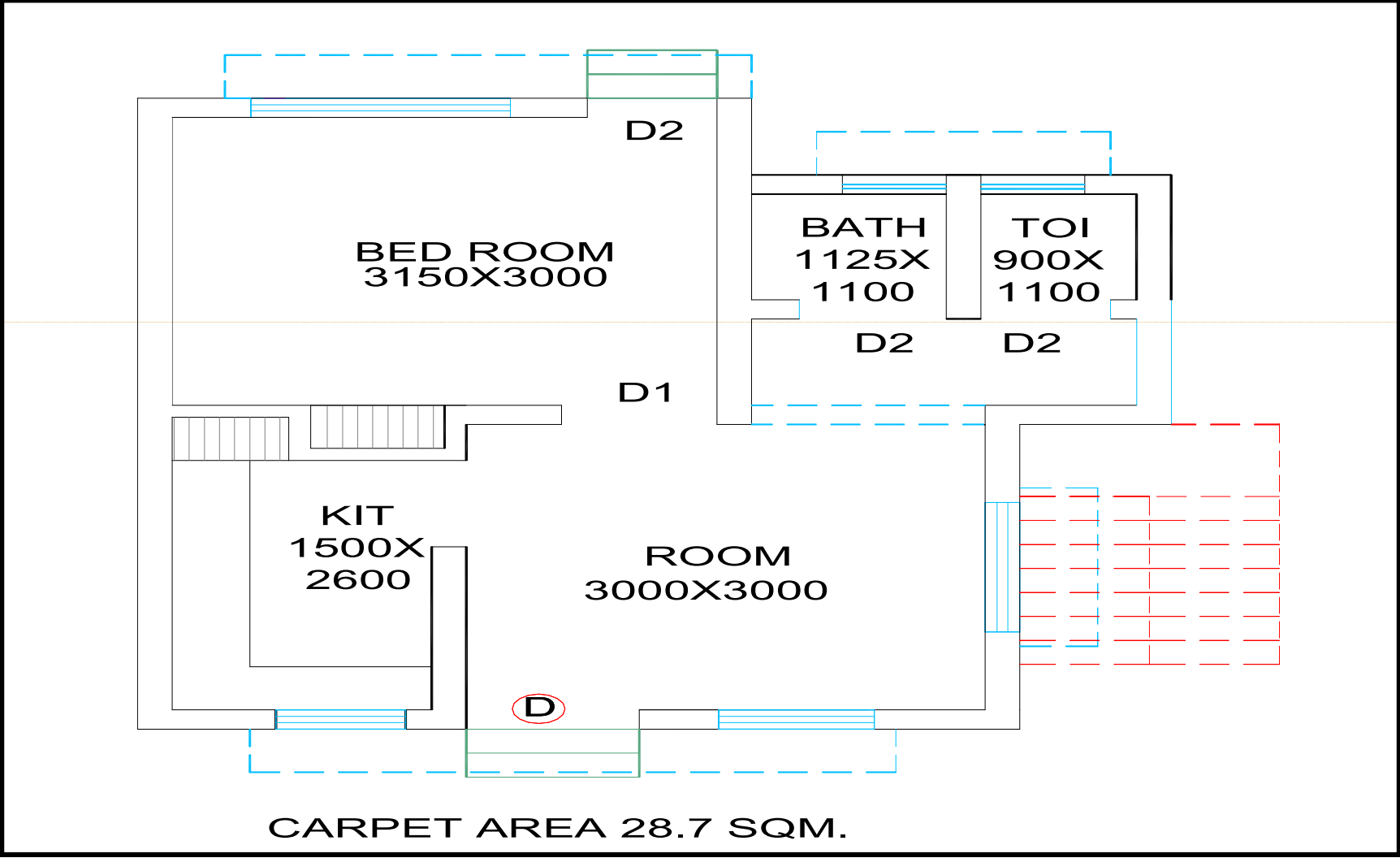
FOUNDATION



## Proposed Designs under BLC PMAY



# Proposed Designs under BLC PMAY



# Issues

- Release of funds towards establishment of SLTC/CLTC under RAY/PMAY for the FY 2016-17,2017-18 & 2018-19
- Release of funds towards engagement of Third Party Inspection and monitoring Agency (TPQMA) under PMAY.
- Release for an amount of RS. 245.44 Cr. towards ACA against 1<sup>st</sup> instalment under BLC-PMAY.
- Release for an amount of Rs. 444.81 Cr. towards ACA against 2<sup>nd</sup> instalment under BLC-PMAY.



# Status of JnNURM and RAY Projects

## JnNURM at a Glance - BSUP

### BSUP

01	Name of the Project	:	<b>Basic Services to Urban Poor (BSUP)</b>
02	No. of Mission Cities	:	<b>Two</b>
03	Total Project Cost Approved	:	Rs. 74.62 Cr
04	Total ACA Committed & Released	:	Rs. 54.18 Cr & Rs. 46.72 Cr (86.23%)
05	Total Amount with ULB/IA	:	Rs. 60.57 Cr (81.17%)
06	Total Expenditure made by ULB/IA	:	Rs. 48.61 Cr (80.25%)
07	Total UC Submitted GoI	:	Rs. 38.11 Cr. (78.39%)
08	Total DUs Approved (N+U)	:	2508 Nos.(2263 Nos. New DUs & 245Nos UG)
09	Total DUs Surrendered (N+U)	:	427 Nos. (232 Nos. New DUs & 195 Nos. UG)
10	Total DU s Completed & Occupied	:	1778 (85.43 %) & 1586 (76.21 %)
11	Total DU s under progress	:	31 (1.48 %)
12	DUs to be surrendered	:	272 (13.07%)

## JnNURM at a Glance - IHSDP

### I H S D P

01	Name of the Project	:	<b>Integrated Housing &amp; Slum Development Programme (IHSDP)</b>
02	No. of Projects	:	<b>38 Nos.</b>
02	No. of Towns/Cities Covered	:	<b>35 Nos.</b>
03	Total Project Cost Approved	:	Rs. 289.50 Cr
04	Total ACA Committed & Released	:	Rs. 194.53 Cr & Rs. 167.59 Cr (86.15%)
05	Total Amount with ULB/IA	:	Rs. 223.94 Cr (77.35%)
06	Total Expenditure made by ULB/IA	:	Rs. 187.57 Cr (83.75 %)
07	Total UC Submitted	:	Rs. 103.88 Cr. (55.38 %)
08	Total DUs Approved (N+U)	:	13097 Nos.(12821 Nos. New DU & 276 Nos UG)
09	DUs already Surrendered (N+U)	:	355 Nos. (All New DUs)
10	Total DUs Completed & Occupied	:	11,028 (86.54 %) & 10,572 (82.96 %)
11	Total DU s under progress	:	916 (7.18 %)
12	DUs to be surrendered	:	798 Nos (6.26%)

# RAY - at a Glance

<b>Scheme</b>	<b>Rajiv Awas Yojana</b>
No of Projects	16 Nos.
No of DUs sanctioned	11375 Nos (New – 9798, UG-1098 Nos. & Transit House – 488 Nos)
DUs under progress	4112 Nos.
DUs Completed	3812 Nos.
Total ACA Received	₹ 139.70 Cr.
Total UC Submitted	₹ 100.24 Cr.
Date of Completion	Dec 2018

# Completed Dwelling Units under BLC-PMAY(U)





# Completed Dwelling Units under BLC-PMAY(U)



# Completed Dwelling Units under BLC-PMAY(U)



# Photographs of BSUP Projects



# Photograph of RAY Projects at Bhubaneswar



**Mahishakhal Slum Improvement Project**



**Patharabandha Slum Improvement Project**

# Photographs under RAY



# Photographs



**Anadasarani Slum, BeMC, Berhampur**

# Thank You

Odisha Urban Housing Mission  
Housing & Urban Development Department  
371- AWAAS Building, Vivekananda Marg, Bhubaneswar-751014  
Odisha

 @AWAAS.OUHM

 @OUHMAWAAS

 ouhmodisha@gmail.com

## Physical Progress of PMAY (U)

Verticals	Houses Approved	Work order Issued	Under Progress	Completed
ISSR	7,300	2,500		
AHP	12,010	5,262		
CLSS	Total no. of beneficiaries Covered-			
BLC (New)	94,436	47,884	20,365	18,439
<b>Total</b>	<b>1,13,746</b>	<b>55,646</b>	<b>20,365</b>	<b>18,439</b>