

PAO(Sectt.)/HUA/Admin/Advice/2020-21/
GOVERNMENT OF INDIA
PAO(Sectt.), M/o Housing and Urban Affairs
507-C(wing),Nirman Bhawan, New Delhi
Telephone No: 23062664 Fax No: 23062664

To,
The General Manager,
Reserve Bank of India,
Central Accounts Section,
Additional Office Building,
East High Court Road,
NAGPUR - 440 001

Code No:	707
Advice No:	311
Advice Date:	03/11/2020

Sir,

Please debit our account with Rs. **2,63,96,500/- (Two Crore Sixty Three Lakh Ninety Six Thousand Five Hundred Only.)** by contra credit to the following accounts of the Governments with the amounts mentioned against each:

Month and Year of Accounts: **November,2020**

The Amount to be Settled: **November,2020**


Sl.No.	Name of the State	State Code	Scheme Code	Amount	Sanction No. and Date
1	ODISHA	112	1989-STATE AND UT GRANTS UNDER PMAY (URBAN)	2,63,96,500	N-11015/5/2020-HFA-V-UD (FTS-9087210) dated 23/10/2020
GRAND TOTAL:				2,63,96,500	

Signature of the authorized official


(Anthony Kujur)

Senior Accounts Officer

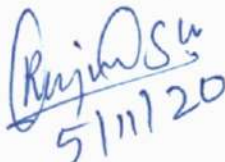
- 1.O/o the Accountant General (A&E), Odisha, Bhubneshwar-715001
2. Sh B K Mandal,HFA V, M/o-HUA


Anthony Kujur
(Senior Accounts Officer)

① AO-HFA

② Mon-Cell BMDag 11/11/20

③ MIS-HFA


5/11/20

No. N-11015/5/2020-HFA-V-UD (FTS-9087210)

Government of India
Ministry of Housing and Urban Affairs
(HFA-V Division)

Room No. 3, Technical Cell, Gate No. 7,
Nirman Bhawan, New Delhi-110011,

Dated: 23.10.2020

To

The Pay & Accounts Officer (Sectt.),
Ministry of Housing and Urban Affairs,
Nirman Bhawan,
New Delhi.

Sub: Release of ₹ 263.965 lakh to State Govt. of Odisha as reimbursement of 2nd and final installment of Central Assistance for SLTC and CLTCs for FY 2019-20 and 1st instalment of Central Assistance for SLTC and CLTCs for FY 2020-21 under PMAY-U Mission - reg.

Sir,

I am directed to convey the sanction of the Competent Authority to release an amount of ₹ 2,63,96,500/- (Rupees Two Crore Sixty Three Lakh Ninety Six Thousand and Five Hundred only) to State Govt. of Odisha as reimbursement of 2nd and final instalment of Central Assistance for SLTC and CLTCs for FY 2019-20 and 1st instalment of Central Assistance for SLTC with 6 Specialists and 114 CLTCs with 119 Specialists for FY 2020-21 under PMAY-U Mission. Details are enclosed at **Annexure-I to IV** and are also as under:

(₹ in lakh)

S. No.	Item	Admissible amount	Admissible Central Assistance (75%)	1 st installment of Central Assistance already released	Funds being released in this sanction
1	Reimbursement of 2 nd and final installment of Central Assistance for SLTC for FY 2019-20	45.68	34.26	22.95	11.31
2	Reimbursement of 2 nd and final installment of Central Assistance for CLTCs for FY 2019-20	295.18	221.38	180.00	41.38
Sub-total (A)		340.86	255.64	202.95	52.69
3	Release of 1 st installment of Central Assistance(50%) for SLTC with 6 Specialists for FY 2020-21	61.20	45.90	--	22.950
4	Release of 1 st installment of Central Assistance(50%) for 114 CLTCs with 119 Specialists for FY 2020-21	502.20	376.55	--	188.325
Sub-total (B)		563.40	422.55	--	211.275
Total (A+B)					263.965


2. Earlier, the fund of ₹659.903 lakh was released to State Govt. of Odisha, out of which ₹456.953 lakh was towards reimbursement of Central Assistance for SLTC/CLTCs up to FY 2018-19 and ₹202.95 lakh as 1st instalment of Central Assistance for SLTC and 114 CLTCs for FY 2019-20 under PMAY-U Mission vide sanction letters of even number dated 24.03.2020 and 01.05.2020. The State Govt. has submitted the Utilization Certificate (UC) of ₹202.95 lakh against the funds of ₹202.95 lakh released as 1st instalment of Central Assistance, which is enclosed herewith.

3. The above grant is subject to the following conditions:
- The State will comply with the terms and conditions stipulated in the guidelines, CSMC directions and instructions issued by this Ministry.
 - The State will utilize the sanctioned grant for the purpose for which it is released. The State Government/Nodal Agency shall furnish physical and financial progress reports every quarter.
 - The State will furnish the Expenditure Statement/Utilization Certificate as per GFR 2017 along with the details of Specialists engaged subject to financial norms approved by 1st CSMC as well as adherence to scheme guidelines.
 - Further installment of funds will be considered on receipt of expenditure statement/UC from the State Government along with details of specialists engaged subject to financial norms approved by 1st CSMC as well as adherence to scheme guidelines, furnishing clarifications/supporting documents and submission of pending UCs under RAY, if any.
 - The State Government/Nodal Agency shall strictly monitor the progress of the preparatory work. All bills/ voucher etc. should be safely kept at SLNA level for future audit and other references.
 - The amount of Central Assistance approved will form a part of capacity building plan of the State under PMAY(U) mission.
 - Transfer of funds to different entities, if any may be made through PFMS, as applicable and where there is an element of cash transfer to individuals, the same may be made through DBT/EAT module of PFMS mode, as applicable.
4. The expenditure involved is debit to the following Head of Account under Demand No. 57 of Ministry of Housing and Urban Affairs for the year 2020-21:

Major Head	3601	Grants-in-aid to State Governments
Sub-Major Head	06	Centrally Sponsored Scheme
Minor Head	101	Central Assistance/Share
Sub Head	31	Pradhan Mantri Awas Yojana (Urban)
Detailed Head	01	Assistance to States Govts for PMAY(U)
Object Head	31.01.31	Grants-in-Aid General

5. The amount will be credited to the State Government's Account at Reserve Bank of India, CAS, Nagpur as per procedure laid down by Ministry of Finance, Department of Expenditure in this regard.
6. As per rule 236(1) of GFR, 2017, the relevant accounts of the Grantee Institution(s)/Organisation(s) shall be open to inspection by the sanctioning authority and audit, both by the Comptroller and Auditor General of India under the provision of CAG (DPC) Act 1971 and internal audit by the Principal Accounts Office of the Ministry or Department, whenever the Institution or Organisation is called upon to do so.
7. This issues with the concurrence of the Finance Division vide **Note # 53-56** of even number **dated 16.10.2020**.
8. The sanction has been registered at **S. No. 118** of the Grants-in-Aid Register of the HFA Division for the year 2020-21.

Yours faithfully,


(B.K. Mandal)

Under Secretary to the Government of India
Tel: 23063285

Encl.: As above.

Copy to:

1. Principal Secretary, Urban Development Department, State Government of Odisha
2. Accountant General (A&E), Odisha
3. NITI Aayog, SP Divn./ FR Divn., New Delhi
4. CGM, RBI, CAS, Nagpur
5. DS (Budget), MoHUA
6. Dir. (IFD), MoHUA.
7. Section Officer (Admn-II), MoHUA, NirmanBhawan, New Delhi
8. DS (HFA-III), MoHUA
9. Dy. Chief (MIS), HFA Directorate may place this sanction at appropriate place on the Website of the Ministry
10. Sanction folder



(B.K. Mandal)

Under Secretary to the Government of India

Details of SLTC for 2019-20 for State of Odisha

S. No.	Designation	Educational Qualification	Date of joining	Date of resignation	Salary per month released by the State	Salary per month as per CB norms	Expenditure incurred by the State	Admissible Expenditure as per CB norms	Admissible Central Assistance (75%)	
1	PPP Expert	MBA	03.01.2020	Continuing	1.03999	0.85	2.92	2.50	1.87	
2	Social Development Expert	MA (Anthropology)	14.01.2019	Continuing	1.03999	0.85	12.48	10.20	7.65	
3	MIS Specialist	M.Sc (IT)	05.01.2019	Continuing	1.03999	0.85	10.40	10.20	7.65	
4	Team Leader and Capacity Building Expert	MSW, PGDHR, PGDM	05.01.2019	Continuing	1.03999	0.85	12.48	10.20	7.65	
5	Finance Expert	MBA (Finance)	07.01.2020	Continuing	1.03999	0.85	3.05	2.39	1.79	
6	Urban Planner	M,Plan (Environmental Planning)	03.12.2018	Continuing	1.03999	0.85	12.48	10.20	7.65	
TOTAL								53.81	45.68	34.26

Admissible Central Assistance for SLTC for FY 2019-20 = ₹ 34.26 lakh

Central Assistance released for SLTC for FY 2019-20 = ₹ 22.95 lakh

Fund to be reimbursed as 2nd and final installment of Central Assistance for SLTC for FY 2019-20 = ₹ 11.31 lakh



Annexure-II											
Details of CLTCs for 2019-20 for State of Odisha											
S. No.	Name of City (ULB)	Population	Designation	Educational Qualification	Date of joining	Date of resigning	Salary per month released by the State	Salary per month as per CB norms	Expenditure incurred by the State	Admissible expenditure as per CB norms	Admissible Central Assistance (75%) (₹ in lakh)
1	Angul (M)	43,795	IE	B.Tech (Civil)	27.03.18	Continuing	0.35	0.35	4.20	4.20	3.15
2	Athmalik (N)	12,298	IE	B.Tech (Civil)	31.03.18	Continuing	0.35	0.35	4.20	4.20	3.15
3	Talcher (M)	40,841	IE	B.Tech (Civil)	03.04.18	Continuing	0.35	0.35	4.20	4.20	3.15
4	Soro (M)	32,531	IE	B.Tech (Civil)	01.04.18	Continuing	0.35	0.35	4.20	4.20	3.15
	Jaleswar (M)	25,747									
5	Balesore (M)	1,18,162	IE	B.Tech (Civil)	01.04.18	Continuing	0.35	0.35	4.20	4.20	3.15
	Nilagiri (N)	17,264									
6	Dhenkanal (M)	67,414	IE	B.Tech (Civil)	01.04.18	Continuing	0.35	0.35	4.20	4.20	3.15
	Hindol (N)	17,387									
7	Atiabira (N)	16,399	IE	B.Tech (Civil)	22.07.19	Continuing	0.35	0.35	4.20	2.91	2.18
	Padampur (N)	17,625									
8	Baragarh (M)	80,625	IE	B.Tech (Civil)	03.04.18	01.06.19	0.35	0.35	4.20	0.71	0.53
9	Baragarh (M)	80,625	IE	B.Tech (Civil)	28.01.19	Continuing	0.35	0.35	4.20	4.20	3.15
	Barapali (N)	20,850									
	Bijepur (N)	11,827									
10	Dhamnagar (N)	22,920	IE	B.Tech (Civil)	01.04.18	Continuing	0.35	0.35	4.20	4.20	3.15
11	Bhadrak	1,07,463	IE	B.Tech (Civil)	26.03.18	Continuing	0.35	0.35	4.20	4.20	3.15
	Basudevpur (M)	33,690									
12	Chandball (N)	26,344	IE	B.Tech (Civil)	01.04.18	Continuing	0.35	0.35	4.20	4.20	3.15
13	OJHM		IE	B.Tech (Civil)	01.04.18	Continuing	0.35	0.35	4.20	4.20	3.15
14	Bhubaneswar (MC)	8,40,834	IE	B.Tech (Civil)	26.03.18	30.09.19	0.35	0.35	4.20	2.10	1.58
15	OJHM		IE	B.Tech (Civil)	26.03.18	Continuing	0.35	0.35	4.20	4.20	3.15
16	Bhubaneswar (MC)	8,40,834	IE	B.Tech (Civil)	10.05.18	Continuing	0.35	0.35	4.20	4.20	3.15
17	Bhubaneswar (MC)	8,40,834	IE	B.Tech (Civil)	20.09.18	Continuing	0.35	0.35	4.20	4.20	3.15
18	Bhubaneswar (MC)	8,40,834	IE	B.Tech (Civil)	04.11.19	Continuing	0.35	0.35	4.20	1.72	1.29
19	Bolangir (M)	98,238	IE	B.Tech (Civil)	27.09.18	31.10.19	0.35	0.35	4.20	2.45	1.84
20	Bolangir (M)	98,238	IE	B.Tech (Civil)	01.11.19	Continuing	0.35	0.35	4.20	1.75	1.31
21	Bolangir (M)	98,239	IE	B.Tech (Civil)	31.03.18	30.06.19	0.35	0.35	4.20	1.05	0.79
22	Bolangir (M)	98,238	IE	B.Tech (Civil)	16.07.19	Continuing	0.35	0.35	4.20	2.98	2.24
23	Boudhgarh (N)	20,424	IE	B.Tech (Civil)	19.09.19	Continuing	0.35	0.35	4.20	2.24	1.68
24	Boudhgarh (N)	20,425	IE	B.Tech (Civil)	11.05.18	01.07.19	0.35	0.35	4.20	1.06	0.80
	Banki (N)	17,521									
25	Chodwar (M)	42,784	IE	B.Tech (Civil)	01.04.18	Continuing	0.35	0.35	4.20	4.20	3.15
	Athgarh (N)	17,304									
26	Cuttack (MC)	6,10,189	IE	B.Tech (Civil)	26.03.18	Continuing	0.35	0.35	4.20	4.20	3.15
	Athgarh (N)	17,304									
27	Cuttack (MC)	6,10,189	IE	B.Tech (Civil)	01.04.18	Continuing	0.35	0.35	4.20	4.20	3.15
28	Deogarh (M)	22,390	IE	B.Tech (Civil)	26.03.18	Continuing	0.35	0.35	4.20	4.20	3.15

Handwritten signature

29	Bhuban (N)	22,200	IE	B.Tech (Civil)	09.05.19	Continuing	0.35	0.35	4.20	3.76	2.82
	Kamakhyaganagar (N)	16,810									
30	Dhenkanal (M)	67,414	IE	B.Tech (Civil)	01.05.19	17.03.20	0.35	0.35	4.20	3.69	2.77
	Hindol (N)	17,387									
31	Paralakhemundi (M)	48,980	IE	B.Tech (Civil)	03.04.18	Continuing	0.35	0.35	4.20	4.20	3.15
	Kashinagar (N)	9,684									
32	Berhampur (MC)	3,56,598	IE	B.Tech (Civil)	03.04.18	Continuing	0.35	0.35	4.20	4.20	3.15
	Buguda (N)	15,176									
	Khalikot (N)	13,022									
33	Kodala (N)	13,965	IE	B.Tech (Civil)	14.05.18	Continuing	0.35	0.35	4.20	4.20	3.15
	Polosara (N)	23,119									
	Rambha (N)	12,111									
34	Purshottampur (N)	15,366	IE	B.Tech (Civil)	19.09.19	Continuing	0.35	0.35	4.20	2.24	1.68
	Kavisuryanagar (N)	17,430									
35	Ganjam (N)	11,747	IE	B.Tech (Civil)	01.04.18	01.08.19	0.35	0.35	4.20	1.41	1.06
	Chikiti (N)	11,645									
36	Digapahandi (N)	13,190	IE	B.Tech (Civil)	27.03.18	Continuing	0.35	0.35	4.20	4.20	3.15
	Kavisuryanagar (N)	17,430									
	Aska (N)	21,428									
37	Belaguntha (N)	11,297									
	Bhanjanagar (N)	20,482	IE	B.Tech (Civil)	26.03.18	Continuing	0.35	0.35	4.20	4.20	3.15
	Hinjilicut (N)	24,671									
	Soroda (N)	14,867									
38	Berhampur (MC)	3,56,598	IE	B.Tech (Civil)	01.04.18	Continuing	0.35	0.35	4.20	4.20	3.15
	Paradeep (M)	68,585	IE	B.Tech (Civil)	26.09.18	Continuing	0.35	0.35	4.20	4.20	3.15
39	Jagatsinghpur (M)	33,631	IE	B.Tech (Civil)	26.03.18	Continuing	0.35	0.35	4.20	4.20	3.15
40	Jajpur (M)	37,458	IE	B.Tech (Civil)	28.01.19	Continuing	0.35	0.35	4.20	4.20	3.15
	Vyasnagar (N)	37,609									
42	Jajpur (M)	37,458	IE	B.Tech (Civil)	31.03.18	11.06.20	0.35	0.35	4.20	4.20	3.15
43	Beipahar	38,993	IE	B.Tech (Civil)	01.04.18	Continuing	0.35	0.35	4.20	4.20	3.15
	Brajrajnagar	80,403									
44	Jharsuguda (M)	97,730	IE	B.Tech (Civil)	17.07.19	Continuing	0.35	0.35	4.20	2.97	2.23
45	Bhawanipatna (M)	69,045	IE	B.Tech (Civil)	03.04.18	Continuing	0.35	0.35	4.20	4.20	3.15
	Kesinga (N)	19,239									
46	Junagarh (N)	19,656	IE	B.Tech (Civil)	11.10.19	Continuing	0.35	0.35	4.20	1.99	1.49
	Dharmagarh (N)	16,585									
47	Baliguda (N)	16,685	IE	B.Tech (Civil)	31.03.18	Continuing	0.35	0.35	4.20	4.20	3.15
48	Phulbani (M)	37,371	IE	B.Tech (Civil)	01.04.18	Continuing	0.35	0.35	4.20	4.20	3.15
	G. Udayagiri (N)	11,302									
49	Kendrapada (M)	47,006	IE	B.Tech (Civil)	01.04.18	Continuing	0.35	0.35	4.20	4.20	3.15
	Pattamundai (M)	36,528									
50	Barbil (M)	66,540	IE	B.Tech (Civil)	01.04.18	Continuing	0.35	0.35	4.20	4.20	3.15
51	Anandapur (M)	39,585	IE	B.Tech (Civil)	01.04.18	Continuing	0.35	0.35	4.20	4.20	3.15
	Keonjharagarh (M)	60,590									
52	Joda (M)	46,831	IE	B.Tech (Civil)	01.04.18	Continuing	0.35	0.35	4.20	4.20	3.15
	Champua (N)	12,415									
53	Khurda (M)	46,205	IE	B.Tech (Civil)	01.04.18	31.08.19	0.35	0.35	4.20	1.75	1.31

[Handwritten signature]

54	Khurda (M) Balugaon (N)	46,205 17,645	IE	B.Tech (Civil)	21.01.19	Continuing	0.35	0.35	4.20	4.20	4.20	3.15	
55	Banepur (N) Jaini (M)	17,278 55,925	IE	B.Tech (Civil)	20.09.19	Continuing	0.35	0.35	4.20	4.20	2.23	1.67	
56	Koraput (M)	47,468	IE	B.Tech (Civil)	24.09.18	Continuing	0.35	0.35	4.20	4.20	4.20	3.15	
57	Jeyore (M) Sunabeda (M)	84,830 50,394	IE	B.Tech (Civil)	11.05.18	Continuing	0.35	0.35	4.20	4.20	4.20	3.15	
58	Kolpad (N)	16,326	IE	B.Tech (Civil)	01.04.18	Continuing	0.35	0.35	4.20	4.20	4.20	3.15	
59	Malkangiri (M)	31,007	IE	B.Tech (Civil)	01.04.18	Continuing	0.35	0.35	4.20	4.20	4.20	3.15	
60	Baripada (M)	1,09,743	IE	B.Tech (Civil)	01.04.18	Continuing	0.35	0.35	4.20	4.20	4.20	3.15	
61	Udala (N)	13,152	IE	B.Tech (Civil)	26.03.18	Continuing	0.35	0.35	4.20	4.20	4.20	3.15	
62	Karanjia (N)	22,865	IE	B.Tech (Civil)	01.04.18	Continuing	0.35	0.35	4.20	4.20	4.20	3.15	
63	Umerkote (M)	28,993	IE	B.Tech (Civil)	11.05.18	Continuing	0.35	0.35	4.20	4.20	4.20	3.15	
64	Nawarangpur (M)	29,960	IE	B.Tech (Civil)	24.09.18	Continuing	0.35	0.35	4.20	4.20	4.20	3.15	
65	Daspalla (N) Nayagarh (N)	18,470 17,030	IE	B.Tech (Civil)	26.03.18	Continuing	0.35	0.35	4.20	4.20	4.20	3.15	
66	Ranpur (N) Khandapara (N)	14,715 9,038	IE	B.Tech (Civil)	29.03.18	Continuing	0.35	0.35	4.20	4.20	4.20	3.15	
67	Kharlar Road (N) Nuapada (N)	18,967 16,208	IE	B.Tech (Civil)	25.01.19	Continuing	0.35	0.35	4.20	4.20	4.20	3.15	
68	Kharlar (N)	15,087	IE	B.Tech (Civil)	03.04.18	Continuing	0.35	0.35	4.20	4.20	4.20	3.15	
69	Pipli (N) Puri (M)	17,623 2,00,564	IE	B.Tech (Civil)	12.04.18	Continuing	0.35	0.35	4.20	4.20	4.20	3.15	
70	Puri (M)	2,00,564	IE	B.Tech (Civil)	01.04.18	01.08.19	0.35	0.35	4.20	4.20	1.41	1.06	
71	Pipli (N) Puri (M)	17,623 2,00,564	IE	B.Tech (Civil)	01.04.18	Continuing	0.35	0.35	4.20	4.20	4.20	3.15	
72	Rayagada (M)	71,208	IE	B.Tech (Civil)	26.03.18	Continuing	0.35	0.35	4.20	4.20	4.20	3.15	
73	Gudari (N) Rayagada (M)	6,931 71,208	IE	B.Tech (Civil)	01.04.18	Continuing	0.35	0.35	4.20	4.20	4.20	3.15	
74	Redhakholi (N) Kuchinda (N)	15,379 15,576	IE	B.Tech (Civil)	26.03.18	Continuing	0.35	0.35	4.20	4.20	4.20	3.15	
75	Sambalpur (MC)	3,35,761	IE	B.Tech (Civil)	01.04.18	Continuing	0.35	0.35	4.20	4.20	4.20	3.15	
76	Tarva (N)	8,334	IE	B.Tech (Civil)	26.03.18	Continuing	0.35	0.35	4.20	4.20	4.20	3.15	
77	Brika (N)	15,765	IE	B.Tech (Civil)	26.03.18	Continuing	0.35	0.35	4.20	4.20	4.20	3.15	
78	Sundargarh (M)	45,036	IE	B.Tech (Civil)	20.09.19	Continuing	0.35	0.35	4.20	4.20	2.23	1.67	
79	Sundargarh (MC)	3,10,976	IE	B.Tech (Civil)	01.04.18	Continuing	0.35	0.35	4.20	4.20	4.20	3.15	
80	Sundargarh (M)	45,035	IE	B.Tech (Civil)	16.07.19	31.08.19	0.35	0.35	4.20	4.20	0.53	0.40	
81	Sundargarh (M)	45,036	IE	B.Tech (Civil)	27.03.18	Continuing	0.35	0.35	4.20	4.20	4.20	3.15	
TOTAL											340.20	295.18	221.38
Admissible Central Assistance for CLTCs for FY 2019-20 =													₹ 221.38 lakh
Central Assistance released for CLTCs for FY 2019-20 =													₹ 180.00 lakh
Funds to be reimbursed as 2nd and final installment of Central Assistance for CLTCs for FY 2019-20 =													₹ 41.38 lakh

[Signature]

Annexure-III										
Details of SLTC for 2020-21 for State of Odisha										
S. No.	Designation of Specialists	Educational Qualification	Salary per month as proposed by the State for each Specialist	Annual budget as proposed by the State	Salary per month as per CB norms	Admissible annual budget as per CB norms	Admissible Central Assistance (75%)	State Share (25%)	1st installment of Central Assistance (50%)	(₹ in lakh)
1	Team Lead and Urban Governance-cum-Capacity Building Expert	MSW, PGDHR	1.03999	12.47988	0.85	10.20	7.65	2.55	3.825	3.825
2	Urban Planner Expert	M.Plan, AITP	1.03999	12.47988	0.85	10.20	7.65	2.55	3.825	3.825
3	MIS Expert	M.SC (IT), MBA (It & Systems)	1.03999	12.47988	0.85	10.20	7.65	2.55	3.825	3.825
4	Social Development Expert	MA (Anthropology)	1.03999	12.47988	0.85	10.20	7.65	2.55	3.825	3.825
5	Financial Expert	MBA (Finance)	1.03999	12.47988	0.85	10.20	7.65	2.55	3.825	3.825
6	PPP Expert	Masters Degree (Social Studies/Management)	1.03999	12.47988	0.85	10.20	7.65	2.55	3.825	3.825
TOTAL			--	74.87928	--	61.20	45.90	15.30	22.950	22.950

[Handwritten Signature]

Details of CLTCs for 2020-21 for State of Odisha

S. No.	No. of cities included in the CLTC	Name of Cities	Population	No. of Specialist	Designation of Specialist	Educational Qualification	Salary per month as proposed by the State for each Specialist	Salary per month as per CB norms	Annual budget as proposed by the State	Admissible annual budget as per CB norms	Admissible Central Assistance (75%)	State Share (25%)	₹ in lakh)	
													1st installment of Central Assistance (50%)	
1	1	Anandapur (M)	39,585	1	Infrastructure Expert	Graduate	0.42	0.35	5.04	4.20	3.15	1.05	1.575	1.575
2	1	Angul (M)	43,795	1	Infrastructure Expert	Graduate	0.42	0.35	5.04	4.20	3.15	1.05	1.575	1.575
3	1	Aika (N)	21,426	1	Infrastructure Expert	Graduate	0.42	0.35	5.04	4.20	3.15	1.05	1.575	1.575
4	1	Aligarh (N)	17,304	1	Infrastructure Expert	Graduate	0.42	0.35	5.04	4.20	3.15	1.05	1.575	1.575
5	1	Athmalik (N)	12,298	1	Infrastructure Expert	Graduate	0.42	0.35	5.04	4.20	3.15	1.05	1.575	1.575
6	1	Atiabira (N)	16,399	1	Infrastructure Expert	Graduate	0.42	0.35	5.04	4.20	3.15	1.05	1.575	1.575
7	1	Balesora (M)	1,18,162	1	Infrastructure Expert	Graduate	0.42	0.35	5.04	4.20	3.15	1.05	1.575	1.575
8	1	Baliguda (N)	16,685	1	Infrastructure Expert	Graduate	0.42	0.35	5.04	4.20	3.15	1.05	1.575	1.575
9	1	Balmeila (N)	11,796	1	Infrastructure Expert	Graduate	0.42	0.35	5.04	4.20	3.15	1.05	1.575	1.575
10	1	Balugaon (N)	17,645	1	Infrastructure Expert	Graduate	0.42	0.35	5.04	4.20	3.15	1.05	1.575	1.575
11	1	Banapur (N)	17,278	1	Infrastructure Expert	Graduate	0.42	0.35	5.04	4.20	3.15	1.05	1.575	1.575
12	1	Banki (N)	17,521	1	Infrastructure Expert	Graduate	0.42	0.35	5.04	4.20	3.15	1.05	1.575	1.575
13	1	Baragarh (M)	80,625	1	Infrastructure Expert	Graduate	0.42	0.35	5.04	4.20	3.15	1.05	1.575	1.575
14	1	Barapali (N)	20,850	1	Infrastructure Expert	Graduate	0.42	0.35	5.04	4.20	3.15	1.05	1.575	1.575
15	1	Barbil (M)	66,540	1	Infrastructure Expert	Graduate	0.42	0.35	5.04	4.20	3.15	1.05	1.575	1.575
16	1	Barpada (M)	1,09,743	1	Infrastructure Expert	Graduate	0.42	0.35	5.04	4.20	3.15	1.05	1.575	1.575
17	1	Basudevpur (M)	33,690	1	Infrastructure Expert	Graduate	0.42	0.35	5.04	4.20	3.15	1.05	1.575	1.575
18	1	Belaguntha (N)	11,297	1	Infrastructure Expert	Graduate	0.42	0.35	5.04	4.20	3.15	1.05	1.575	1.575
19	1	Belpalhar (M)	38,993	1	Infrastructure Expert	Graduate	0.42	0.35	5.04	4.20	3.15	1.05	1.575	1.575
20	1	Berhampur (MC)	3,56,598	2	Infrastructure Expert	Graduate	0.42	0.35	10.08	8.40	6.30	2.10	3.150	3.150
21	1	Bhadrak (M)	1,07,463	1	Infrastructure Expert	Graduate	0.42	0.35	5.04	4.20	3.15	1.05	1.575	1.575
22	1	Bhanjanagar (N)	20,482	1	Infrastructure Expert	Graduate	0.42	0.35	5.04	4.20	3.15	1.05	1.575	1.575
23	1	Bhawaniptima (M)	88,045	1	Infrastructure Expert	Graduate	0.42	0.35	5.04	4.20	3.15	1.05	1.575	1.575
24	1	Bhuban (N)	22,200	1	Infrastructure Expert	Graduate	0.42	0.35	5.04	4.20	3.15	1.05	1.575	1.575
25	1	Bhubaneswar (MC)	8,40,834	2	Infrastructure Expert	Graduate	0.42	0.40	10.08	9.60	7.20	2.40	3.600	3.600
26	1	Bijsipur(N)	11,827	1	Infrastructure Expert	Graduate	0.42	0.35	5.04	4.20	3.15	1.05	1.575	1.575
27	1	Binika (N)	15,765	1	Infrastructure Expert	Graduate	0.42	0.35	5.04	4.20	3.15	1.05	1.575	1.575
28	1	Bramrapur (M)	33,442	1	Infrastructure Expert	Graduate	0.42	0.35	5.04	4.20	3.15	1.05	1.575	1.575
29	1	Bolangir (M)	98,238	1	Infrastructure Expert	Graduate	0.42	0.35	5.04	4.20	3.15	1.05	1.575	1.575
30	1	Boudhgarh (N)	20,424	1	Infrastructure Expert	Graduate	0.42	0.35	5.04	4.20	3.15	1.05	1.575	1.575
31	1	Brajarainagar(M)	80,403	1	Infrastructure Expert	Graduate	0.42	0.35	5.04	4.20	3.15	1.05	1.575	1.575
32	1	Bupada (N)	15,176	1	Infrastructure Expert	Graduate	0.42	0.35	5.04	4.20	3.15	1.05	1.575	1.575
33	1	Champur (N)	12,415	1	Infrastructure Expert	Graduate	0.42	0.35	5.04	4.20	3.15	1.05	1.575	1.575
34	1	Chandbali	26,344	1	Infrastructure Expert	Graduate	0.42	0.35	5.04	4.20	3.15	1.05	1.575	1.575
35	1	Chatrapur (N)	22,027	1	Infrastructure Expert	Graduate	0.42	0.35	5.04	4.20	3.15	1.05	1.575	1.575
36	1	Chikiti (N)	11,645	1	Infrastructure Expert	Graduate	0.42	0.35	5.04	4.20	3.15	1.05	1.575	1.575
37	1	Chodwar (M)	42,784	1	Infrastructure Expert	Graduate	0.42	0.35	5.04	4.20	3.15	1.05	1.575	1.575
38	1	Cuttack (MC)	6,10,189	2	Infrastructure Expert	Graduate	0.42	0.40	10.08	9.60	7.20	2.40	3.600	3.600
39	1	Daspalla (N)	18,470	1	Infrastructure Expert	Graduate	0.42	0.35	5.04	4.20	3.15	1.05	1.575	1.575
40	1	Deogarh (M)	22,390	1	Infrastructure Expert	Graduate	0.42	0.35	5.04	4.20	3.15	1.05	1.575	1.575
41	1	Dhamnagar(N)	22,920	1	Infrastructure Expert	Graduate	0.42	0.35	5.04	4.20	3.15	1.05	1.575	1.575
42	1	Dharmagarh (N)	16,585	1	Infrastructure Expert	Graduate	0.42	0.35	5.04	4.20	3.15	1.05	1.575	1.575
43	1	Dhenkanal (M)	67,414	1	Infrastructure Expert	Graduate	0.42	0.35	5.04	4.20	3.15	1.05	1.575	1.575
44	1	Digapahandi (N)	13,190	1	Infrastructure Expert	Graduate	0.42	0.35	5.04	4.20	3.15	1.05	1.575	1.575
45	1	G. Udayagiri (N)	11,302	1	Infrastructure Expert	Graduate	0.42	0.35	5.04	4.20	3.15	1.05	1.575	1.575
46	1	Ganjam (N)	11,747	1	Infrastructure Expert	Graduate	0.42	0.35	5.04	4.20	3.15	1.05	1.575	1.575
47	1	Gopapur (N)	7,221	1	Infrastructure Expert	Graduate	0.42	0.35	5.04	4.20	3.15	1.05	1.575	1.575
48	1	Gudari (N)	6,931	1	Infrastructure Expert	Graduate	0.42	0.35	5.04	4.20	3.15	1.05	1.575	1.575
49	1	Gunupur (N)	24,162	1	Infrastructure Expert	Graduate	0.42	0.35	5.04	4.20	3.15	1.05	1.575	1.575
50	1	Hindol (N)	17,387	1	Infrastructure Expert	Graduate	0.42	0.35	5.04	4.20	3.15	1.05	1.575	1.575

51	1	Hinjicut (N)	24,871	1	Infrastructure Expert	Graduate	0.42	0.35	5.04	4.20	3.15	1.05	1.575
52	1	Jagatsinghpur (M)	33,631	1	Infrastructure Expert	Graduate	0.42	0.35	5.04	4.20	3.15	1.05	1.575
53	1	Jajpur (M)	37,458	1	Infrastructure Expert	Graduate	0.42	0.35	5.04	4.20	3.15	1.05	1.575
54	1	Jaleswar (M)	26,747	1	Infrastructure Expert	Graduate	0.42	0.35	5.04	4.20	3.15	1.05	1.575
55	1	Jaini (M)	56,925	1	Infrastructure Expert	Graduate	0.42	0.35	5.04	4.20	3.15	1.05	1.575
56	1	Jaypore (M)	84,830	1	Infrastructure Expert	Graduate	0.42	0.35	5.04	4.20	3.15	1.05	1.575
57	1	Jharsuguda (M)	87,730	1	Infrastructure Expert	Graduate	0.42	0.35	5.04	4.20	3.15	1.05	1.575
58	1	Joda (M)	46,631	1	Infrastructure Expert	Graduate	0.42	0.35	5.04	4.20	3.15	1.05	1.575
59	1	Jonagadh (N)	19,656	1	Infrastructure Expert	Graduate	0.42	0.35	5.04	4.20	3.15	1.05	1.575
60	1	Kamakhyanagar (N)	16,810	1	Infrastructure Expert	Graduate	0.42	0.35	5.04	4.20	3.15	1.05	1.575
61	1	Kantabanji (N)	21,819	1	Infrastructure Expert	Graduate	0.42	0.35	5.04	4.20	3.15	1.05	1.575
62	1	Karanila (N)	22,865	1	Infrastructure Expert	Graduate	0.42	0.35	5.04	4.20	3.15	1.05	1.575
63	1	Kashinagar (N)	9,868	1	Infrastructure Expert	Graduate	0.42	0.35	5.04	4.20	3.15	1.05	1.575
64	1	Kavisuryanagar (N)	17,430	1	Infrastructure Expert	Graduate	0.42	0.35	5.04	4.20	3.15	1.05	1.575
65	1	Kendrapada (M)	47,006	1	Infrastructure Expert	Graduate	0.42	0.35	5.04	4.20	3.15	1.05	1.575
66	1	Keonjhar (M)	80,590	1	Infrastructure Expert	Graduate	0.42	0.35	5.04	4.20	3.15	1.05	1.575
67	1	Kesinga (N)	19,239	1	Infrastructure Expert	Graduate	0.42	0.35	5.04	4.20	3.15	1.05	1.575
68	1	Khalikot (N)	13,022	1	Infrastructure Expert	Graduate	0.42	0.35	5.04	4.20	3.15	1.05	1.575
69	1	Khendrapara (N)	9,038	1	Infrastructure Expert	Graduate	0.42	0.35	5.04	4.20	3.15	1.05	1.575
70	1	Khariar (N)	15,087	1	Infrastructure Expert	Graduate	0.42	0.35	5.04	4.20	3.15	1.05	1.575
71	1	Khariar Road (N)	18,967	1	Infrastructure Expert	Graduate	0.42	0.35	5.04	4.20	3.15	1.05	1.575
72	1	Khurda (M)	46,205	1	Infrastructure Expert	Graduate	0.42	0.35	5.04	4.20	3.15	1.05	1.575
73	1	Kodala (N)	13,965	1	Infrastructure Expert	Graduate	0.42	0.35	5.04	4.20	3.15	1.05	1.575
74	1	Konark (N)	16,779	1	Infrastructure Expert	Graduate	0.42	0.35	5.04	4.20	3.15	1.05	1.575
75	1	Koraput (M)	47,468	1	Infrastructure Expert	Graduate	0.42	0.35	5.04	4.20	3.15	1.05	1.575
76	1	Koipada (N)	16,326	1	Infrastructure Expert	Graduate	0.42	0.35	5.04	4.20	3.15	1.05	1.575
77	1	Kuchinda (N)	15,676	1	Infrastructure Expert	Graduate	0.42	0.35	5.04	4.20	3.15	1.05	1.575
78	1	Mekangiri (M)	31,007	1	Infrastructure Expert	Graduate	0.42	0.35	5.04	4.20	3.15	1.05	1.575
79	1	Nabarangpur (M)	29,960	1	Infrastructure Expert	Graduate	0.42	0.35	5.04	4.20	3.15	1.05	1.575
80	1	Nayagarh (N)	17,030	1	Infrastructure Expert	Graduate	0.42	0.35	5.04	4.20	3.15	1.05	1.575
81	1	Nilagiri (N)	17,284	1	Infrastructure Expert	Graduate	0.42	0.35	5.04	4.20	3.15	1.05	1.575
82	1	Nimpara (N)	19,289	1	Infrastructure Expert	Graduate	0.42	0.35	5.04	4.20	3.15	1.05	1.575
83	1	Nuapada (N)	16,208	1	Infrastructure Expert	Graduate	0.42	0.35	5.04	4.20	3.15	1.05	1.575
84	1	Odagac (N)	5,401	1	Infrastructure Expert	Graduate	0.42	0.35	5.04	4.20	3.15	1.05	1.575
85	1	Padamampur (N)	17,826	1	Infrastructure Expert	Graduate	0.42	0.35	5.04	4.20	3.15	1.05	1.575
86	1	Paradeep (M)	68,595	1	Infrastructure Expert	Graduate	0.42	0.35	5.04	4.20	3.15	1.05	1.575
87	1	Paralakhemundi (M)	44,469	1	Infrastructure Expert	Graduate	0.42	0.35	5.04	4.20	3.15	1.05	1.575
88	1	Patnagarh (N)	21,024	1	Infrastructure Expert	Graduate	0.42	0.35	5.04	4.20	3.15	1.05	1.575
89	1	Pattamura (M)	36,628	1	Infrastructure Expert	Graduate	0.42	0.35	5.04	4.20	3.15	1.05	1.575
90	1	Phubani (M)	37,371	1	Infrastructure Expert	Graduate	0.42	0.35	5.04	4.20	3.15	1.05	1.575
91	1	Pipli (N)	17,623	1	Infrastructure Expert	Graduate	0.42	0.35	5.04	4.20	3.15	1.05	1.575
92	1	Polasara (N)	23,119	1	Infrastructure Expert	Graduate	0.42	0.35	5.04	4.20	3.15	1.05	1.575
93	1	Puri (M)	2,00,564	1	Infrastructure Expert	Graduate	0.42	0.35	5.04	4.20	3.15	1.05	1.575
94	1	Purusottampur (N)	15,366	1	Infrastructure Expert	Graduate	0.42	0.35	5.04	4.20	3.15	1.05	1.575
95	1	Raangpur (M)	25,516	1	Infrastructure Expert	Graduate	0.42	0.35	5.04	4.20	3.15	1.05	1.575
96	1	Rajgangpur (M)	61,362	1	Infrastructure Expert	Graduate	0.42	0.35	5.04	4.20	3.15	1.05	1.575
97	1	Rambha (N)	12,111	1	Infrastructure Expert	Graduate	0.42	0.35	5.04	4.20	3.15	1.05	1.575
98	1	Ranpur (N)	14,715	1	Infrastructure Expert	Graduate	0.42	0.35	5.04	4.20	3.15	1.05	1.575
99	1	Raygada (M)	71,208	1	Infrastructure Expert	Graduate	0.42	0.35	5.04	4.20	3.15	1.05	1.575
100	1	Redhakhol (N)	15,379	1	Infrastructure Expert	Graduate	0.42	0.35	5.04	4.20	3.15	1.05	1.575
101	1	Rourkela (MC)	3,10,976	2	Infrastructure Expert	Graduate	0.42	0.35	10.08	8.40	6.30	2.10	3.150
102	1	Sambalpur (MC)	3,35,761	2	Infrastructure Expert	Graduate	0.42	0.35	10.08	8.40	6.30	2.10	3.150
103	1	Sonepur (M)	20,770	1	Infrastructure Expert	Graduate	0.42	0.35	5.04	4.20	3.15	1.05	1.575
104	1	Soro (M)	32,531	1	Infrastructure Expert	Graduate	0.42	0.35	5.04	4.20	3.15	1.05	1.575
105	1	Sonoda (N)	14,887	1	Infrastructure Expert	Graduate	0.42	0.35	5.04	4.20	3.15	1.05	1.575
106	1	Sunabeda (M)	50,394	1	Infrastructure Expert	Graduate	0.42	0.35	5.04	4.20	3.15	1.05	1.575
107	1	Sundargarh (M)	45,036	1	Infrastructure Expert	Graduate	0.42	0.35	5.04	4.20	3.15	1.05	1.575

Handwritten signature or mark.

108	1	Teacher (M)	40,841	1	Infrastructure Expert	Graduate	0.42	0.35	5.04	4.20	3.15	1.05	1.575
109	1	Tarva (N)	8,334	1	Infrastructure Expert	Graduate	0.42	0.35	5.04	4.20	3.15	1.05	1.575
110	1	Tilagadh (M)	31,258	1	Infrastructure Expert	Graduate	0.42	0.35	5.04	4.20	3.15	1.05	1.575
111	1	Tusura (N)	10,638	1	Infrastructure Expert	Graduate	0.42	0.35	5.04	4.20	3.15	1.05	1.575
112	1	Udala (N)	13,152	1	Infrastructure Expert	Graduate	0.42	0.35	5.04	4.20	3.15	1.05	1.575
113	1	Umerketa (M)	28,993	1	Infrastructure Expert	Graduate	0.42	0.35	5.04	4.20	3.15	1.05	1.575
114	1	Vyasansagar (M)	48,911	1	Infrastructure Expert	Graduate	0.42	0.35	5.04	4.20	3.15	1.05	1.575
Total	114	--	--	119	--	--	--	--	598.76	502.20	376.65	125.55	188.325

Handwritten signature

GFR 12-C
[[See Rule 239]
FORM OF UTILIZATION CERTIFICATE (FOR STATE GOVERNEMENT)
(Where expenditure incurred by Govt. bodies only)

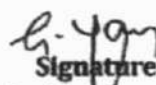
Sl No.	Letter No. and Date	Amount (Rs. in Lakhs)	Certified that out of 6,59,90,300/- (Rupees Six Crore Fifty Nine Lakh Ninety Thousand and Three Hundred Only) of grants sanctioned during the year 2019-20 & 2020 - 21 in favor of Housing & Urban Development Department, Government of Odisha, Government of Odisha Under this Ministry/Department Letter No. given in the margin and NIL on account of unspent balance of the previous year, a sum of Rs. 3,48,54,000.00 /-(Rupees Three Crore Forty Eight Lakh Fifty Four Thousand Only) [Central Share Rs. 2,02,95,000/-+ State Share Rs. 1,45,59,000/-] has been utilized for the purpose of remuneration of SLTC & CLTC under Pradhan Mantri Awas Yojana (Housing for All - Urban) for which it was sanctioned and that the balance of Rs. 4,56,95,300/- has been adjusted towards reimbursement of Central Assistance for the period from August, 2016 to August, 2019. The Utilization Certificate for the same has already been submitted to MoHUA, Gol vide this Department Letter No. 2541 Dt: 24.12.2019
1	No. N-II015/5/2020-HFA-V-UD (FTS- 9087210) dated 24.03.2020	150.435	
2	No. N-II015/5/2020-HFA-V-UD (FTS- 9087210) dated 01.05.2020	509.468	
	Total	659.903	

2. Certified that I have satisfied myself that the conditions on which the grants-in-aid was sanctioned have been duly fulfilled/ are being fulfilled and that I have exercised the following checks to see that the money was actually utilized for the purpose for which it was sanctioned.

Kind of checks exercised:

1. Monthly Absentee Statement of SLTC Experts.
2. Monthly Absentee Statement of CLTC Experts received from PD,DUDA.
3. Weekly Progress Report received from concerned ULBs.
4. Monthly Review conducted at State, District and ULB level.
5. Planned and surprise field visits to the field to review the progress of projects.


 Signature
 (Mission Director, OUHM)


 Signature
 (Principal Secretary,
 H&UD Department)

PS: The UC shall disclose separately the actual expenditure incurred and loans and advances given to suppliers of stores and assets, to construction agencies and like in accordance with scheme guidelines and in furtherance to the scheme objectives, which do not constitute expenditure at the stage. These shall be treated as utilized grants but allowed to be carried forward.

Enc: Details of CLTC professionals and expenditure incurred on salaries as per Annexure -A