

PAO(Sectt.)/HUA/Admin/Advice/2020-21/ 78-79

GOVERNMENT OF INDIA

PAO(Sectt.), Ministry of Housing and Urban Affairs

507-C Wing, Nirman Bhawan, New Delhi

Telephone No: 23062664 Fax No: 23062664

To,
The General Manager,
Reserve Bank of India,
Central Accounts Section,
Additional Office Building,
East High Court Road,
NAGPUR - 440 001

Code No:	707
Advice No:	36
Advice Date:	04/05/2020

Sir,

Please debit our account with Rs. **5,09,46,800/- (Five Crore Nine Lakh Forty Six Thousand Eight Hundred Only.)** by contra credit to the following accounts of the Governments with the amounts mentioned against each:

Month and Year of Accounts: **May,2020**

The Amount to be Settled: **May,2020**

Sl.No.	Name of the State	State Code	Scheme Code	Amount	Sanction No. and Date
1	ODISHA	112	1989-STATE AND UT GRANTS UNDER PMAY (URBAN)	5,09,46,800	N-11015/5/2020-HFA-V-UD (FTS-9087210) dated 01/05/2020
GRAND TOTAL:				5,09,46,800	

Signature of the authorized official

(JYOTI VINOD)

Sr. Account Officer

1. O/o the Accountant General (A&E), Odisha, Bhubneshwar-715001
2. Sh. B.K. Mandal, US(HFA-V), M/o H&UA, Nirman Bhawan, New Delhi.

① AO-HFA

② Man-Gt ~~BM Dng~~ 19/5/20

③ MIS HFA

Binod Singh
15/5/20

(JYOTI VINOD)
Sr. Account Officer

No. N-11015/5/2020-HFA-V-UD (FTS- 9087210)

Government of India

Ministry of Housing and Urban Affairs

(HFA-V Division)

Room No. 3, Technical Cell, Gate No. 7,

Nirman Bhawan, New Delhi-110011

Dated: 30.04.2020

01.05

To

The Pay & Accounts Officer (Sectt.),
M/o Housing & Urban Affairs,
Nirman Bhawan,
New Delhi.

Sub: **Release of Rs. 509.468 lakh to the State Govt. of Odisha as balance amount of reimbursement of Central Assistance for SLTC/CLTCs established up to FY 2018-19 and 1st instalment of Central Assistance for establishment of SLTC/CLTCs for FY 2019-20 under RAY and PMAY-U Mission - reg.**

Sir,

I am directed to convey the sanction of the Competent Authority to release an amount of **Rs. 5,09,46,800/- (Rupees Five Crore Nine Lakh Forty Six Thousand and Eight Hundred only)** to State Govt. of Odisha as part amount of reimbursement of Central Assistance for SLTC/CLTCs established upto FY 2018-19 and 1st instalment of Central Assistance for establishment of SLTC with 6 Specialists and 114 CLTCs with 119 Specialists for FY 2019-20 under Ray and PMAY-U Mission. Details are enclosed at **Annexure-I to IX** and are also as under:

(Amount in Rs.)

Details of release of Central Assistance for SLTC/CLTCs established upto FY 2018-19 under RAY and PMAY-U Mission							
S. No.	Item	Period	Expenditure incurred as submitted by the State	Admissible Central Assistance as per CB norms	Admissible State Share	Actual Admissible Central Assistance	Funds for release
1	SLTC	July 2011 to February 2016 under RAY	67,18,111.08	66,89,680.97	33,44,840.49	33,44,840.49	33,44,840.49
		May 2016 to December 2018 under PMAY-U Mission	114,02,130.99	114,00,369.70	28,50,092.42	85,50,277.27	85,50,277.27
		January 2019 to March 2019 under PMAY-U Mission	--	--	2,60,483.87	7,81,451.61	7,81,451.61
2	CLTCs	January 2011 to February 2016 under RAY	240,85,710.02	230,79,979.79	115,39,989.90	115,39,989.90	115,39,989.90
		August 2016 to November 2017 under PMAY-U Mission	289,65,000	271,38,659.75	67,84,664.94	203,53,994.82	203,53,994.82
		February 2018 and March 2018 under PMAY-U Mission	6,30,000.00	6,30,000.00	1,57,500.00	4,72,500.00	4,72,500.00
		2018-19 under PMAY-U Mission	--	--	75,22,581.99	225,67,745.97	225,67,745.97
Sub-Total			718,00,952.09	689,38,690.22	324,60,153.61	676,10,800.05	676,10,800.05 (Say Rs. 676.108 lakh)
Central Assistance released earlier for SLTC/CLTCs under RAY and PMAY-U Mission							Rs. 219.155 lakh

Central Assistance to be reimbursed after adjustment of Central Assistance released earlier (A)					Rs. 456.953 lakh
Details of release of Central Assistance for establishment of SLTC/CLTCs for FY 2019-20 under PMAY-U Mission (Rs. in lakh)					
S. No.	Item	Total amount	Central Assistance (@ 75%)	State Share (25%)	Admissible 1 st instalment (50%) of Central Assistance for FY 2019-20
1.	SLTC	61.20	45.90	15.30	22.95
2.	114 CLTCs	480.00	360.00	120.00	180.00
Sub-Total (B)		541.20	405.90	135.30	202.95
Total (A+B)					Rs. 659.903
Funds already released as part amount of release vide sanction of even number dated 24.03.2020					150.435
Funds being released in this Sanction as balance amount of release					509.468

2. The SLTC/CLTCs under Rajiv Awas Yojana (RAY) were functioning in the State of Odisha since the year 2011. However, an amount of Rs. 11.475 lakh and Rs. 56.48 lakh was released to State Govt. of Odisha as 1st instalment of Central Assistance for establishment of SLTC and CLTCs under RAY vide Sanction letter No. N-11015/01/2014-I&M dated 31.03.2014 and 24.06.2014. Further, fund of Rs. 151.20 lakh was also released to the State of Odisha as 1st instalment of Central Assistance for CLTCs under PMAY-U Mission vide Sanction letter No. N-11015/01/2016/HFA-II/FTS:14996 dated 31.03.2016.

3. The State Govt. of Odisha has submitted the Utilization Certificate for all the funds released as Central Assistance, as detailed above.

4. The above grant is subject to the following conditions:

- (i) The State will comply with the terms and conditions stipulated in the guidelines, CSMC directions and instructions issued by this Ministry.
- (ii) The State will utilize the sanctioned grant for the purpose for which it is released. The State Government/Nodal Agency shall furnish physical and financial progress reports every quarter.
- (iii) The State will furnish the Expenditure Statement/Utilization Certificate as per GFR 2017 along with the details of Specialists engaged subject to financial norms approved by 1st CSMC as well as adherence to scheme guidelines before claiming next instalment on utilization of 70% of amount released earlier.
- (iv) Further installment of funds will be considered on receipt of expenditure statement/UC from the State Government along with details of specialists engaged subject to financial norms approved by 1st CSMC as well as adherence to scheme guidelines, furnishing clarifications/supporting documents and submission of pending UCs under RAY, if any.
- (v) The State Government/Nodal Agency shall strictly monitor the progress of the preparatory work. All bills/ voucher etc. should be safely kept at SLNA level for future audit and other references.
- (vi) The amount of Central Assistance approved will form a part of capacity building plan of the State under PMAY-HFA (Urban) mission.
- (vii) Where there is an element of cash transfer, the same may be made through PFMS/DBT mode as applicable.

[Handwritten Signature]

5. The expenditure involved is debitable to the following Head of Account under Demand No. 57 of Ministry of Housing and Urban Affairs for the year 2020-21:

Major Head	3601	Grants-in-aid to State Governments
Sub-Major Head	06	Centrally Sponsored Scheme
Minor Head	101	Central Assistance/Share
Sub Head	31	Pradhan Mantri Awas Yojana (Urban)
Detailed Head	01	Assistance to States Govts for PMAY(U)
Object Head	31.01.31	Grants-in-Aid-General

6. The amount will be credited to the State Government's Account at Reserve Bank of India, CAS, Nagpur as per procedure laid down by Ministry of Finance, Department of Expenditure in this regard.

7. As per rule 236(1) of GFR, 2017, the relevant accounts of the Grantee Institution(s)/Organisation(s) shall be open to inspection by the sanctioning authority and audit, both by the Comptroller and Auditor General of India under the provision of CAG (DPC) Act 1971 and internal audit by the Principal Accounts Office of the Ministry or Department, whenever the Institution or Organisation is called upon to do so.

8. This issues with the concurrence of the Finance Division vide **Note # 29-31 dated 29.04.2020**.

9. The sanction has been registered at **S. No. 18** of the Grants-in-Aid Register of the HFA Division for the year 2020-21.

Yours faithfully,


(B.K. Mandal)

Under Secretary to the Government of India
Tel: 011-23063285

Copy to:

1. Principal Secretary, Housing and Urban Development, Government of Odisha.
2. Accountant General (A&E), Odisha.
3. Niti Aayog, SP Divn, FR Divn, New Delhi.
4. CGM, RBI, CAS, Nagpur.
5. Budget Division, M/o HUA.
6. DS (IFD), M/o HUA.
7. Section Officer (Admn-II), M/o Housing and Urban Affairs, Nirman Bhawan, New Delhi
8. DS (HFA-III), MoHUA.
9. PMU (MIS), HFA Directorate.
10. Dy. Chief (MIS), HFA Directorate may place this sanction at appropriate place on the Website of the Ministry.
11. Sanction folder.


(B.K. Mandal)

Under Secretary to the Government of India

Annexure-I referred to Sanction No. No. N-11015/2020-HFA-V-UD (FTS-9087210) dated 30.04.2020
 Details of expenditure for SLTC under RAY for the period from July 2014 to February 2016

S. No	Name	Designation	Educational Qualification	Date of Joining	Date of Resigning	Salary per Month	Central Share	State Share	Total Expenditure for the period July 2014 to February 2016	Expenditure as per CB norms	Admissible Expenditure restricted to the claim made by the State Govt.	Admissible State Share (@50%)	Admissible Central Assistance (@50%)
1	Sangeeta Mchapatra	GIS Specialist	M.Sc (IT)	01.07.14	28.02.15	74167	2,96,666.68	2,96,666.68	5,93,333.36	5,93,333.36	5,93,333.36	2,96,666.68	2,96,666.68
2	Jeevika Mahapatra	Urban planning Specialist	Masters in Urban	01.07.14	26.02.15	74167	2,96,666.68	2,96,666.68	5,93,333.36	5,93,333.36	5,93,333.36	2,96,666.68	2,96,666.68
3	Ramakanta Singh	Social Development Specialist	MA (Social Work)	01.07.14	28.02.15	74167	2,96,666.68	2,96,666.68	5,93,333.36	5,93,333.36	5,93,333.36	2,96,666.68	2,96,666.68
4	Srishta Nemani	Capacity Building Specialist	MA (Sociology)	01.07.14	28.02.15	74167	2,96,666.68	2,96,666.68	5,93,333.36	5,93,333.36	5,93,333.36	2,96,666.68	2,96,666.68
5	Bisweswara Panda	MIS Specialist	MBA (IT)	01.07.14	28.02.15	74167	2,96,666.68	2,96,666.68	5,93,333.36	5,93,333.36	5,93,333.36	2,96,666.68	2,96,666.68
6	Asimananda Mohanty	Project Specialist	B.Sc (Civil)	01.07.14	28.02.15	74167	2,96,666.68	2,96,666.68	5,93,333.36	5,93,333.36	5,93,333.36	2,96,666.68	2,96,666.68
7	Chinmay Bode	GIS Specialist	M.Sc (IT)	02.07.15	29.02.16	73444	2,93,777.76	2,93,777.76	5,87,555.52	5,87,555.52	5,87,555.52	2,93,777.76	2,93,777.76
8	Bhabataran Mahato	Town-planning Specialist	Master's in Urban	13.08.15	29.02.16	73444	2,57,055.54	2,57,055.54	5,14,111.08	4,85,680.97	4,85,680.97	2,42,840.49	2,42,840.49
9	Srishta Nemani	Capacity Building Specialist	MA (Sociology)	01.06.15	31.03.16	73444	3,67,222.20	3,67,222.20	7,34,444.40	7,34,444.40	7,34,444.40	3,67,222.20	3,67,222.20
10	Bisweswara Panda	MIS Specialist	MBA (IT)	01.06.15	29.02.16	73444	3,30,499.98	3,30,499.98	6,60,999.96	6,60,999.96	6,60,999.96	3,30,499.98	3,30,499.98
11	Ramakanta Singh	Social Development Specialist	Masters in Social Work	01.06.15	29.02.16	73444	3,30,499.98	3,30,499.98	6,60,999.96	6,60,999.96	6,60,999.96	3,30,499.98	3,30,499.98
TOTAL									67,18,111.08	66,89,680.97	66,89,680.97	33,44,840.49	33,44,840.49

Annexure-II referred to Sanction No. N-11015/5/2020-HFA-V-UD (FTS- 9087210) dated 30.04.2020
 Details of SLTC under PMAY-U Mission for the period from May 2016 to January 2019

S. No	Name	Designation	Educational Qualification	Date of Joining	Date of Resigning	Salary per Month	Central Share	State Share	Total Expenditure for the period May 2016 to Jan 2019	Expenditure as per CB norms	Admissible Expenditure restricted to the claim made by the State Govt.	Admissible State Share (@25%)	Admissible Central Assistance (@75%)
1	Anindya Sarker	Housing Policy Expert	M.Plan	01.05.16	17.10.16	85000	3,50,625.00	1,16,875.00	4,67,500.00	4,71,612.90	4,67,500.00	1,16,875.00	3,50,625.00
2	Bisweswar Panda	MIS Expert	MBA (IT)	01.05.16	01.02.19	85000/6000/88216	20,31,348.37	6,77,116.12	27,08,464.49	28,05,000.00	27,08,464.49	6,77,116.12	20,31,348.37
3	Manoranjan Kar	Housing Finance Expert	MBA (Finance)	01.05.16	16.11.17	85000	11,81,499.75	3,93,833.25	15,75,333.00	15,75,333.33	15,75,333.00	3,93,833.25	11,81,499.75
4	Pradyumna Sagar Sahoo	Civil Engineer	M.Tech (Civil)	01.05.16	30.11.17	85000	12,11,250.00	4,03,750.00	16,15,000.00	16,15,000.00	16,15,000.00	4,03,750.00	12,11,250.00
5	Priyanka Mishra	Architect cum Planner	M.Plan	01.05.16	20.12.16	85000	4,88,700.00	1,62,900.00	6,51,600.00	6,49,838.71	6,49,838.71	1,62,459.68	4,87,379.03
6	Rashmi Ranjan Rout	Convergence Expert	M.Phil	01.05.16	31.03.17	85000	7,01,250.00	2,33,750.00	9,35,000.00	9,35,000.00	9,35,000.00	2,33,750.00	7,01,250.00
7	Sirisha Nemani Kar	Capacity Building Expert	MA (Sociology)	01.05.16	31.01.18	85000/6000	11,03,625.00	3,67,875.00	14,71,500.00	17,85,000.00	14,71,500.00	3,67,875.00	11,03,625.00
8	Srikumar Jena	Social Development Expert	MSW	01.05.16	30.04.18	85000/6000/88216	14,63,300.13	4,94,433.38	19,77,733.50	20,40,000.00	19,77,733.50	4,94,433.38	14,63,300.13
TOTAL							85,51,598.24	28,50,532.75	114,02,136.99	118,76,784.95	114,00,369.70	28,50,092.42	85,50,277.27

(Handwritten signature)

Annexure-III referred to Sanction No. No. N-11015/6/2020-HFA-V-UD (FTS- 9087210) dated 30.04.2020
 Details of SLTC under PMAY-U Mission for the period from January 2019 to March 2019

S. No	Name	Designation	Educational Qualification	Date of Joining	Date of Resigning	Salary per Month	Central Share	State Share	Total Expenditure for the period Dec 2018 to Nov 2019	Unit rate as per CB norms	Expenditure as per CB norms upto March 2019	Admissible State Share (@25%)	Admissible Central Assistance (@75%)
1	Anwikshika Das	Social Development Expert	MA (Anthropology)	14.01.19	Continuing	103999	8,22,765.75	2,74,255.25	10,97,021.00	85,000.00	2,19,354.84	54,838.71	1,64,516.13
2	Jitendra Kumar Panda	MIS Expert	M.Sc (IT)	05.01.19	Continuing	103999	6,89,279.25	2,29,759.75	9,19,039.00	85,000.00	2,44,032.26	61,008.06	1,83,024.19
3	Partha Sarathi Sahoo	Capacity Building Expert (TL)	MSW	05.01.19	Continuing	103999	8,45,277.75	2,81,759.25	11,27,037.00	85,000.00	2,44,032.26	61,008.06	1,83,024.19
4	Suneel Kumar Doki	Urban Planning Expert	M.Plan	03.12.18	Continuing	103999	9,30,958.50	3,10,319.50	12,41,278.00	85,000.00	3,34,516.13	83,629.03	2,50,887.10
TOTAL							32,88,281.25	10,96,093.75	43,84,375.00	3,40,000.00	10,41,935.48	2,60,483.87	7,81,451.61

(Signature)

Annexure-IV referred to Sanction No. N-11015/5/2020-HFA-V.U.D (FIS-9087210) dated 30.04.2020
 Details of CLTCs under RAY for the period from January 2011 to February 2018

S. No.	Name	Cluster/Cluster Name	Population	Designation	Educational Qualification	Date of Joining	Date of Resigning	Salary per Month	Central Assistance	State Share	Total Expenditure for the period January 11 to February 16	Expenditure as per CB norms by the State Govt.	Admissible Expenditure restricted to the claim made by the State Govt.	Admissible State Share (@50%)	Admissible Central Assistance (@50%)
1	Priyanka Panda			Social Development Specialist	MSW	01.12.11	31.03.12	47917	96634	96634	1,91,668.00	1,91,668.00	1,91,668.00	95,834.00	95,834.00
2	Angoor Mishra			Social Development Specialist	MSW	01.04.12	31.05.12	47917	47917	47917	95,833.66	95,833.66	95,833.66	47,916.83	47,916.83
3	Debasish Nayak			Social Development Specialist	MSW	01.08.12	31.04.13	47917	215625	215625	4,31,249.94	4,31,249.94	4,31,249.94	2,15,624.97	2,15,624.97
4	Shikta Mohanty			Social Development Specialist	MSW	20.05.13	31.10.15	47917	431253	431253	8,62,506.32	14,08,141.52	8,62,506.32	4,31,252.66	4,31,252.66
5	Biswaranjan Sahoo			MIS Specialist	B.Com, PGDCA	01.12.11	31.08.13	47917	455212	455212	9,10,423.00	9,10,423.00	9,10,423.00	4,55,211.50	4,55,211.50
6	Sanjay Barik			MIS Specialist	Diploma (Elect. Engineering)	12.09.13	31.03.15	47917	455212	455212	9,10,423.00	9,10,423.00	9,10,423.00	4,55,211.50	4,55,211.50
7	Sasanka Sebnar Rath			GIS Specialist	MA (Geography)	09.01.12	31.03.15	47917	934382	934382	18,68,763.00	18,64,851.61	18,54,851.61	9,27,425.81	9,27,425.81
8	Srinisha Nemani	Cuttack (MC)	610189	Capacity Development Specialist	MA (Sociology)	26.12.11	31.01.13	47917	335419	335419	6,70,838.00	6,32,195.26	6,32,195.26	3,16,097.63	3,16,097.63
9	Hrushikesh Patra			Capacity Development Specialist	MSW & PGDMN	01.03.13	31.01.14	47917	263544	263544	5,27,087.00	4,79,170.00	4,79,170.00	2,39,585.00	2,39,585.00
10	Suparna Das			Urban Planning Specialist	M.Plan	27.12.11	31.08.12	47917	215627	215627	4,31,253.00	3,91,064.55	3,91,064.55	1,95,532.27	1,95,532.27
11	Mansari Mohanty			Urban Planning Specialist	M.Plan	06.09.12	30.11.13	47917	359376	359376	7,18,755.00	6,62,851.83	6,62,851.83	3,31,425.92	3,31,425.92
12	Rupashree Mohanty			Urban Planning Specialist	M.Plan	02.12.13	28.02.14	47917	71876	71876	1,43,751.00	7,17,209.29	1,43,751.00	71,875.50	71,875.50
13	Vineet Trivedi			Urban Planning Specialist	B.Plan	01.03.14	31.03.15	47917	311461	311461	6,22,921.00	11,97,925.00	6,22,921.00	3,11,460.50	3,11,460.50
14	Sudam Chandra Sahoo			Project Specialist	Diploma (Civil Engineering)	12.03.12	31.03.15	47917	910423	910423	18,20,946.00	11,80,922.19	11,80,922.19	5,90,461.10	5,90,461.10
15	Hrushikesh Tripathy			Social Development Specialist	MA (Economics)	01.01.11	31.12.15	25000	749583	749583	14,99,166.00	15,00,000.00	14,99,166.00	7,49,583.00	7,49,583.00
16	Ranjana Kumar Acharya			MIS Specialist	MCA	01.01.11	31.12.15	22000	659633	659633	13,19,266.00	13,20,000.00	13,19,266.00	6,59,633.00	6,59,633.00
17	Sujit Singh	Bhubaneswar (MC)	840834	GIS Specialist	M.Tech	17.08.12	31.12.15	22500	505625	505625	10,11,250.00	9,10,887.10	9,10,887.10	4,55,443.55	4,55,443.55
18	Prasanna Kumar Dhal			Capacity Development Specialist	Master's (Rural Development)	01.01.11	31.12.15	25000	749583	749583	14,99,166.00	15,00,000.00	14,99,166.00	7,49,583.00	7,49,583.00
19	Sudarsan Sahoo			Urban Planning Specialist	PG Diploma (Planning)	17.05.12	31.12.15	30000	674500	674500	13,04,516.13	13,04,516.13	13,04,516.13	6,52,258.06	6,52,258.06
20	Ananda Kumar Patra			Project Specialist	ME (PH)	01.01.11	31.12.15	50000	1499167	1499167	29,98,333.00	30,00,000.00	29,98,333.00	14,99,166.50	14,99,166.50
21	Rashmi Ranjan Deth			MIS Specialist	MBA	01.05.12	30.04.13	29260	175560	175560	3,51,120.00	3,51,120.00	3,51,120.00	1,75,560.00	1,75,560.00
22	Rajesh Barik			Social Development Specialist	MA (Social Work)	01.05.12	30.04.13	29260	175560	175560	3,51,120.00	3,51,120.00	3,51,120.00	1,75,560.00	1,75,560.00
23	Sambit Kar			Capacity Building Specialist	MA (Sociology), PGDCA	01.05.12	31.08.13	29260	234080	234080	4,68,160.00	4,68,160.00	4,68,160.00	2,34,080.00	2,34,080.00
24	Rupashree Rajini Mohanty			Town Planning Specialist	Urban Planning	01.05.12	31.08.13	29260	234080	234080	4,68,160.00	4,68,160.00	4,68,160.00	2,34,080.00	2,34,080.00
25	Shankar Shan Patro			GIS Specialist	PG Diploma (GIS)	01.05.12	31.05.14	29260	321860	321860	6,43,720.00	7,31,500.00	6,43,720.00	3,21,860.00	3,21,860.00
26	Sasita Bhushan Raut	Berhampur (MC)	356568	Trainer	MA	08.06.12	31.07.12	29260	29260	29260	58,520.00	51,662.67	51,662.67	25,846.33	25,846.33
27	Maguni Chandra Sahu			MIS Specialist	B.Com, PGDCA	26.05.13	31.05.17	29260	308206	308206	6,16,411.00	14,07,311.81	6,16,411.00	3,08,205.50	3,08,205.50
28	Upendra Kumar Panda			Social Development Specialist	MA (Social Work)	29.05.13	30.08.18	29260	220426	220426	4,40,851.00	19,46,211.61	4,40,851.00	2,20,425.50	2,20,425.50
29	Sikta Mohanty			Social Development Specialist	MA (Social Work)	03.07.15	29.02.16	28893	114127	114127	2,28,254.70	2,29,279.94	2,28,254.70	1,14,127.35	1,14,127.35
30	Brupakhy Moharana			Project Engineer Specialist	B.Tech (Civil Engineering)	03.07.15	25.01.16	28893	97272	97272	1,94,544.70	1,94,794.74	1,94,544.70	97,272.35	97,272.35
31	Souran Das			Town Planning Specialist	Master's (GIS)	03.07.15	29.02.16	28893	114127	114127	2,28,254.70	2,29,279.94	2,28,254.70	1,14,127.35	1,14,127.35
32	Pankaj Kumar Sahu			MIS Specialist	MBA	10.09.15	29.02.16	28893	77048	77048	1,54,096.00	1,64,600.10	1,54,096.00	77,048.00	77,048.00
										TOTAL	240,85,710.02	270,75,088.52	230,79,979.79	115,39,988.90	115,39,988.90

[Handwritten Signature]

Annexure-VI referred to Sanction No. No. N-11015/2020-HFA-V-UD (FTS- 9087210) dated 30.04.2020
Details of CLTCs under PMAY-U Mission for the period February 2018 and March 2018

(Amount in Rs.)																
S. No.	Name	District	Population	Designation	Educational Qualification	Date of Joining	Date of Resigning	Salary per Month	Central Assistance	State Share	Total Expenditure for the period February and March 2018	Salary per month as per CB norms	Expenditure as per CB norms	Admissible Expenditure restricted to the claim made by the State Govt.	Admissible State Share (@25%)	Admissible Central Assistance (@75%)
1	Saumya Ranjan Jena	Bhadrak	1,85,538	Infrastructure Expert	B.Tech (Civil)	01.02.18	31.03.18	35000	52,500.00	17,500.00	70,000.00	35,000.00	70,000.00	70,000.00	17,500.00	52,500.00
2	Subrat Kumar Behera	Balesare	2,53,293	Infrastructure Expert	B.Tech (Civil)	01.02.18	31.03.18	35000	52,500.00	17,500.00	70,000.00	35,000.00	70,000.00	70,000.00	17,500.00	52,500.00
3	Amrkanth Routray	Cuttack	7,36,047	Infrastructure Expert	B.Tech (Civil)	01.02.18	31.03.18	35000	52,500.00	17,500.00	70,000.00	40,000.00	80,000.00	70,000.00	17,500.00	52,500.00
4	Tuna Mohanty	Ganjam	7,68,001	Infrastructure Expert	B.Tech (Civil)	01.02.18	31.03.18	35000	52,500.00	17,500.00	70,000.00	40,000.00	80,000.00	70,000.00	17,500.00	52,500.00
5	Dibyanti Behera	Jharsuguda	2,31,165	Infrastructure Expert	B.Tech (Civil)	01.02.18	31.03.18	35000	52,500.00	17,500.00	70,000.00	35,000.00	70,000.00	70,000.00	17,500.00	52,500.00
6	Ajay Kumar Sahoo	Khurda	10,84,316	Infrastructure Expert	B.Tech (Civil)	01.02.18	31.03.18	35000	52,500.00	17,500.00	70,000.00	50,000.00	1,00,000.00	70,000.00	17,500.00	52,500.00
7	Siphant Nayak	Koraput	2,26,169	Infrastructure Expert	B.Tech (Civil)	01.02.18	31.03.18	35000	52,500.00	17,500.00	70,000.00	35,000.00	70,000.00	70,000.00	17,500.00	52,500.00
8	Achint Sathi	Puri	2,64,930	Infrastructure Expert	B.Tech (Civil)	01.02.18	31.03.18	35000	52,500.00	17,500.00	70,000.00	35,000.00	70,000.00	70,000.00	17,500.00	52,500.00
9	Subrajesh Swain	Raygada	1,46,966	Infrastructure Expert	B.Tech (Civil)	01.02.18	31.03.18	35000	52,500.00	17,500.00	70,000.00	35,000.00	70,000.00	70,000.00	17,500.00	52,500.00
TOTAL									4,72,500.00	1,57,500.00	6,30,000.00	6,30,000.00	6,30,000.00	1,57,500.00	4,72,500.00	

(Signature)

71	Nigam Prasad Mohapatra	Daspalla (N) Khandepore (N) Hanswathi (N)	18470 9036 17030	Infrastructure Expert	B.Tech (Civil)	26.03.18	Continuing	35,000	451331	1,50,444	6,01,774	35000	4,26,774.19	1,08,693.55	3,20,080.65
72	Subhasis Sethi	Ranpur (N)	14,715	Infrastructure Expert	B.Tech (Civil)	20.03.18	Continuing	35,000	446260	1,48,750	5,95,000	35000	4,23,387.10	1,05,846.77	3,17,540.33
73	Abhishek Rathi	Barbansur (MG)	3,85,568	Infrastructure Expert	B.Tech (Civil)	03.04.18	Continuing	35,000	444507	1,48,189	5,92,676	35000	4,17,695.67	1,04,416.67	3,13,279.00
74	Malaya Ranjan Dasbhera	Huamada (H)	10,208	Infrastructure Expert	B.Tech (Civil)	12.04.18	24.11.18	35,000	184260	64,750	2,58,000	35000	2,60,166.67	85,041.67	1,05,125.00
75	Ami Kumar Raut	Kharier Road (H) Nubada (N)	18967 16208	Infrastructure Expert	B.Tech (Civil)	25.01.19	Continuing	35,000	189677	63,236	2,52,503	35000	77,903.23	19,475.81	58,427.42
76	Deshbandan Rout	Kharier (H)	15,087	Infrastructure Expert	B.Tech (Civil)	03.04.18	Continuing	35,000	444507	1,48,189	5,92,676	35000	4,17,695.67	1,04,416.67	3,13,279.00
77	Ashish Sethi	Konark (H)	16770	Infrastructure Expert	B.Tech (Civil)	01.04.18	01.08.19	35,000	420000	1,40,000	5,60,000	35000	4,20,000.00	1,05,000.00	3,15,000.00
78	Bibhu Bhushan Ray	Pipili (N) Puri (M)	17833 200364	Infrastructure Expert	B.Tech (Civil)	01.04.18	Continuing	35,000	446260	1,48,750	5,95,000	35000	4,20,000.00	1,05,000.00	3,15,000.00
79	Subhrajit Swain	Cuttack (H) Rayasikha (M)	9831 71208	Infrastructure Expert	B.Tech (Civil)	01.04.18	Continuing	35,000	446260	1,48,750	5,95,000	35000	4,20,000.00	1,05,000.00	3,15,000.00
80	Ami Kumar Mohapatra	Guntur (H)	24,187	Infrastructure Expert	B.Tech (Civil)	12.04.18	Continuing	35,000	436626	1,45,542	5,82,167	35000	4,07,196.67	1,01,781.67	3,05,415.00
81	Nishant Sahoo	Radhakhol (H) Kushdihi (N)	15379 15879	Infrastructure Expert	B.Tech (Civil)	26.03.18	Continuing	35,000	451331	1,50,444	6,01,774	35000	4,26,774.19	1,08,693.55	3,20,080.65
82	Priyanshu Kumar Jaisky	Bansapur (MG)	3,25,781	Infrastructure Expert	B.Tech (Civil)	01.04.18	Continuing	35,000	446260	1,48,750	5,95,000	35000	4,20,000.00	1,05,000.00	3,15,000.00
83	Rabindra Kumar Bhoi	Tarna (N)	8,334	Infrastructure Expert	B.Tech (Civil)	26.03.18	Continuing	35,000	451331	1,50,444	6,01,774	35000	4,26,774.19	1,08,693.55	3,20,080.65
84	Subhasran Bhoi	Bilika (N)	15,785	Infrastructure Expert	B.Tech (Civil)	26.03.18	Continuing	35,000	446260	1,48,750	5,95,000	35000	4,20,000.00	1,05,000.00	3,15,000.00
85	Chandan Sagar Mishra	Rourkela (MG)	3,10,879	Infrastructure Expert	B.Tech (Civil)	01.04.18	Continuing	35,000	446260	1,48,750	5,95,000	35000	4,20,000.00	1,05,000.00	3,15,000.00
86	Manus Ranjan Pat	Biramitrapur (M) Baleswar (M)	33442 41562	Infrastructure Expert	B.Tech (Civil)	16.07.19	Continuing	35,000	30798	13,286	53,084	35000	0.00	0.00	0.00
87	Sushant Chitra	Sundergarh (M)	45,039	Infrastructure Expert	B.Tech (Civil)	22.03.18	Continuing	35,000	307909	1,22,500	4,90,000	35000	4,25,845.16	1,06,411.78	3,19,433.37
TOTAL									398,46,671	162,89,624	411,30,894	35000	390,96,337.89	76,23,581.89	225,67,748.87

Good

Annexure-VIII referred to Sanction No. N-11015/5/2020-HFA-V-JD (FTS- 9087210) dated 30.04.2020
 Details of SLTC under PMAY-U Mission for FY 2019-20

S. No.	Designation of Specialist to be recruited	Qualification	Unit Cost proposed by the State	State Share per month as per State Govt.	Central Share per month as per State Govt.	Unit rate eligible as per the CB norms	Annual Budget as per CB norms	State Share (25%)	Admissible Central Assistance (@75%)	1st instalment of Central Assistance (@50%)
1	Team Lead and Urban Governance-cum- Capacity Building Expert	MSW, PGDHR	1,03,999	40249	63750	85,000	10,20,000	2,55,000	7,65,000	3,82,500
2	Urban Planner Expert	M.Plan,AITP	1,03,999	40249	63750	85,000	10,20,000	2,55,000	7,65,000	3,82,500
3	MIS Expert	M.SC (IT), MBA (it & Systems)	1,03,999	40249	63750	85,000	10,20,000	2,55,000	7,65,000	3,82,500
4	Social Development Expert	MA (Anthropology)	1,03,999	40249	63750	85,000	10,20,000	2,55,000	7,65,000	3,82,500
5	Financial Expert	MBA (Finance)	1,03,999	40249	63750	85,000	10,20,000	2,55,000	7,65,000	3,82,500
6	PPP Expert	Masters Degree (Social Studies/Management)	1,03,999	40249	63750	85,000	10,20,000	2,55,000	7,65,000	3,82,500
TOTAL			6,23,994	241494	382500		61,20,000	15,30,000	45,90,000	22,95,000

[Handwritten Signature]

Annexure-IX referred to Sanction No. N-11015/5/2020-HFA-V-JD (FTS- 9087210) dated 30.04.2020
 Details of CLTCs under PMAY-U Mission for FY 2019-20

S. No.	Number of Cities Include d in CLTC	Name of Cities	Population	Demand	No. of Specialist to be recruited	Qualification	Unit rate proposed by the State for each specialist (Rs.Per month)	Unit rate eligible as per CB norms	Annual Budget as per CB norms (Rs.in lakh)	State Share (25%) (Rs.in lakh)	Admissible Central Assistance (75%) (Rs.in lakh)	1st instalment of Central Assistance (@50%) (Rs.in lakh)
1	1	Anandapur (M)	39585	2702	1	Graduate	42,000	35,000	4,20,000	1,05,000	3,15,000	1,57,500
2	1	Angul (M)	43795	2706	1	Graduate	42,000	35,000	4,20,000	1,05,000	3,15,000	1,57,500
3	1	Aska (N)	21428	1655	1	Graduate	42,000	35,000	4,20,000	1,05,000	3,15,000	1,57,500
4	1	Athgarh (N)	17304	1687	1	Graduate	42,000	35,000	4,20,000	1,05,000	3,15,000	1,57,500
5	1	Athmalik (N)	12298	2423	1	Graduate	42,000	35,000	4,20,000	1,05,000	3,15,000	1,57,500
6	1	Attabira (N)	16399	2409	1	Graduate	42,000	35,000	4,20,000	1,05,000	3,15,000	1,57,500
7	1	Balesore (M)	118162	1779	1	Graduate	42,000	35,000	4,20,000	1,05,000	3,15,000	1,57,500
8	1	Baiguda (N)	16685	3489	1	Graduate	42,000	35,000	4,20,000	1,05,000	3,15,000	1,57,500
9	1	Balimela (N)	11796	684	1	Graduate	42,000	35,000	4,20,000	1,05,000	3,15,000	1,57,500
10	1	Balugaon (N)	17645	670	1	Graduate	42,000	35,000	4,20,000	1,05,000	3,15,000	1,57,500
11	1	Banapur (N)	17278	810	1	Graduate	42,000	35,000	4,20,000	1,05,000	3,15,000	1,57,500
12	1	Banki (N)	17521	1229	1	Graduate	42,000	35,000	4,20,000	1,05,000	3,15,000	1,57,500
13	1	Baragarh (M)	80625	7676	1	Graduate	42,000	35,000	4,20,000	1,05,000	3,15,000	1,57,500
14	1	Barapalli (N)	20850	1861	1	Graduate	42,000	35,000	4,20,000	1,05,000	3,15,000	1,57,500
15	1	Barbil (M)	66540	9267	1	Graduate	42,000	35,000	4,20,000	1,05,000	3,15,000	1,57,500
16	1	Baripada (M)	109743	1644	1	Graduate	42,000	35,000	4,20,000	1,05,000	3,15,000	1,57,500
17	1	Basudevpur (M)	33690	2324	1	Graduate	42,000	35,000	4,20,000	1,05,000	3,15,000	1,57,500
18	1	Belaguntha (N)	11297	845	1	Graduate	42,000	35,000	4,20,000	1,05,000	3,15,000	1,57,500
19	1	Belpahar (M)	38993	1115	1	Graduate	42,000	35,000	4,20,000	1,05,000	3,15,000	1,57,500
20	1	Berhampur (MC)	356598	1098	2	Graduate	42,000	35,000	4,20,000	1,05,000	3,15,000	1,57,500
21	1	Bhadrak (M)	107463	4092	1	Graduate	42,000	35,000	4,20,000	1,05,000	3,15,000	1,57,500
22	1	Bharianagar (N)	20482	1216	1	Graduate	42,000	35,000	4,20,000	1,05,000	3,15,000	1,57,500
23	1	Bhawanipatna (M)	69045	9013	1	Graduate	42,000	35,000	4,20,000	1,05,000	3,15,000	1,57,500
24	1	Bhuban (N)	22200	556	1	Graduate	42,000	35,000	4,20,000	1,05,000	3,15,000	1,57,500
25	1	Bhubaneswar (MC)	840834	1538	2	Graduate	42,000	40,000	4,80,000	1,20,000	3,60,000	1,80,000
26	1	Bijepur(N)	6922	104	1	Graduate	42,000	35,000	4,20,000	1,05,000	3,15,000	1,57,500
27	1	Binika (N)	15765	1958	1	Graduate	42,000	35,000	4,20,000	1,05,000	3,15,000	1,57,500
28	1	Biramitrapur (M)	33442	614	1	Graduate	42,000	35,000	4,20,000	1,05,000	3,15,000	1,57,500
29	1	Bolangir (M)	98238	9697	1	Graduate	42,000	35,000	4,20,000	1,05,000	3,15,000	1,57,500
30	1	Boudhgarh (N)	20424	2162	1	Graduate	42,000	35,000	4,20,000	1,05,000	3,15,000	1,57,500
31	1	Brajrajnagar(M)	80403	633	1	Graduate	42,000	35,000	4,20,000	1,05,000	3,15,000	1,57,500
32	1	Buquda (N)	15176	756	1	Graduate	42,000	35,000	4,20,000	1,05,000	3,15,000	1,57,500

Handwritten signature

33	1	Champua (N)	12415	1932	1	Graduate	42,000	35,000	4,20,000	1,05,000	3,15,000	1,57,500
34	1	Chandballi	26344	727	1	Graduate	42,000	35,000	4,20,000	1,05,000	3,15,000	1,57,500
35	1	Chatrapur (N)	22027	187	1	Graduate	42,000	35,000	4,20,000	1,05,000	3,15,000	1,57,500
36	1	Chikiti (N)	11645	522	1	Graduate	42,000	35,000	4,20,000	1,05,000	3,15,000	1,57,500
37	1	Chodwar (M)	42784	3751	1	Graduate	42,000	35,000	4,20,000	1,05,000	3,15,000	1,57,500
38	1	Cuttack (MC)	610189	2927	2	Graduate	42,000	40,000	4,80,000	1,20,000	3,60,000	1,80,000
39	1	Daspalla (N)	18470	1699	1	Graduate	42,000	35,000	4,20,000	1,05,000	3,15,000	1,57,500
40	1	Deogarh (M)	22390	2933	1	Graduate	42,000	35,000	4,20,000	1,05,000	3,15,000	1,57,500
41	1	Dhamnagar(N)	22920	1445	1	Graduate	42,000	35,000	4,20,000	1,05,000	3,15,000	1,57,500
42	1	Dharmagarh (N)	16585	1679	1	Graduate	42,000	35,000	4,20,000	1,05,000	3,15,000	1,57,500
43	1	Dhenkanal (M)	67414	2910	1	Graduate	42,000	35,000	4,20,000	1,05,000	3,15,000	1,57,500
44	1	Digapahandi (N)	13190	753	1	Graduate	42,000	35,000	4,20,000	1,05,000	3,15,000	1,57,500
45	1	G. Udayagiri (N)	11302	1793	1	Graduate	42,000	35,000	4,20,000	1,05,000	3,15,000	1,57,500
46	1	Ganjam (N)	11747	871	1	Graduate	42,000	35,000	4,20,000	1,05,000	3,15,000	1,57,500
47	1	Gopalpur (N)	7221	1224	1	Graduate	42,000	35,000	4,20,000	1,05,000	3,15,000	1,57,500
48	1	Gudari (N)	6931	727	1	Graduate	42,000	35,000	4,20,000	1,05,000	3,15,000	1,57,500
49	1	Gunupur (N)	24162	1419	1	Graduate	42,000	35,000	4,20,000	1,05,000	3,15,000	1,57,500
50	1	Hindol (N)	17387	1537	1	Graduate	42,000	35,000	4,20,000	1,05,000	3,15,000	1,57,500
51	1	Hinjilicut (N)	24671	1243	1	Graduate	42,000	35,000	4,20,000	1,05,000	3,15,000	1,57,500
52	1	Jagatsinghpur (M)	33631	2294	1	Graduate	42,000	35,000	4,20,000	1,05,000	3,15,000	1,57,500
53	1	Jajpur (M)	37458	2574	1	Graduate	42,000	35,000	4,20,000	1,05,000	3,15,000	1,57,500
54	1	Jaleswar (M)	25747	783	1	Graduate	42,000	35,000	4,20,000	1,05,000	3,15,000	1,57,500
55	1	Jatni (M)	55925	5099	1	Graduate	42,000	35,000	4,20,000	1,05,000	3,15,000	1,57,500
56	1	Jeypore (M)	84830	7331	1	Graduate	42,000	35,000	4,20,000	1,05,000	3,15,000	1,57,500
57	1	Jharsuguda (M)	97730	1315	1	Graduate	42,000	35,000	4,20,000	1,05,000	3,15,000	1,57,500
58	1	Joda (M)	46631	6642	1	Graduate	42,000	35,000	4,20,000	1,05,000	3,15,000	1,57,500
59	1	Junagarh (N)	19656	3142	1	Graduate	42,000	35,000	4,20,000	1,05,000	3,15,000	1,57,500
60	1	Kamakhyanager (N)	16810	825	1	Graduate	42,000	35,000	4,20,000	1,05,000	3,15,000	1,57,500
61	1	Kantabanji (N)	21819	1627	1	Graduate	42,000	35,000	4,20,000	1,05,000	3,15,000	1,57,500
62	1	Karanjia (N)	22865	1538	1	Graduate	42,000	35,000	4,20,000	1,05,000	3,15,000	1,57,500
63	1	Kashinagar (N)	9684	1294	1	Graduate	42,000	35,000	4,20,000	1,05,000	3,15,000	1,57,500
64	1	Kavisuryanager (N)	17430	1560	1	Graduate	42,000	35,000	4,20,000	1,05,000	3,15,000	1,57,500
65	1	Kendrapada (M)	47006	1747	1	Graduate	42,000	35,000	4,20,000	1,05,000	3,15,000	1,57,500
66	1	Keonjharagarh (M)	60590	5152	1	Graduate	42,000	35,000	4,20,000	1,05,000	3,15,000	1,57,500
67	1	Kesinga (N)	19239	3282	1	Graduate	42,000	35,000	4,20,000	1,05,000	3,15,000	1,57,500
68	1	Khalikot (N)	13022	878	1	Graduate	42,000	35,000	4,20,000	1,05,000	3,15,000	1,57,500
69	1	Khandapara (N)	9038	599	1	Graduate	42,000	35,000	4,20,000	1,05,000	3,15,000	1,57,500
70	1	Kharlar (N)	15087	1491	1	Graduate	42,000	35,000	4,20,000	1,05,000	3,15,000	1,57,500
71	1	Kharlar Road (N)	18967	601	1	Graduate	42,000	35,000	4,20,000	1,05,000	3,15,000	1,57,500
72	1	Khurda (M)	46205	4316	1	Graduate	42,000	35,000	4,20,000	1,05,000	3,15,000	1,57,500
73	1	Kodala (N)	13965	962	1	Graduate	42,000	35,000	4,20,000	1,05,000	3,15,000	1,57,500
74	1	Konark (N)	16779	3041	1	Graduate	42,000	35,000	4,20,000	1,05,000	3,15,000	1,57,500

75	1	Koraput (M)	47468	3516	1	Graduate	42,000	35,000	4,20,000	1,05,000	3,15,000	1,57,500
76	1	Kotpad (N)	16326	2422	1	Graduate	42,000	35,000	4,20,000	1,05,000	3,15,000	1,57,500
77	1	Kuchinda (N)	15576	2107	1	Graduate	42,000	35,000	4,20,000	1,05,000	3,15,000	1,57,500
78	1	Malkangiri (M)	31007	1948	1	Graduate	42,000	35,000	4,20,000	1,05,000	3,15,000	1,57,500
79	1	Nawarangpur (M)	29960	1310	1	Graduate	42,000	35,000	4,20,000	1,05,000	3,15,000	1,57,500
80	1	Nayagarh (N)	17030	1060	1	Graduate	42,000	35,000	4,20,000	1,05,000	3,15,000	1,57,500
81	1	Nilagiri (N)	17264	1228	1	Graduate	42,000	35,000	4,20,000	1,05,000	3,15,000	1,57,500
82	1	Nimapara (N)	19289	1042	1	Graduate	42,000	35,000	4,20,000	1,05,000	3,15,000	1,57,500
83	1	Nuapada (N)	16208	1251	1	Graduate	42,000	35,000	4,20,000	1,05,000	3,15,000	1,57,500
84	1	Ootgaon(N)	5401	189	1	Graduate	42,000	35,000	4,20,000	1,05,000	3,15,000	1,57,500
85	1	Padampur (N)	17625	1690	1	Graduate	42,000	35,000	4,20,000	1,05,000	3,15,000	1,57,500
86	1	Paradeep (M)	68585	8589	1	Graduate	42,000	35,000	4,20,000	1,05,000	3,15,000	1,57,500
87	1	Paralakhemundi (M)	44469	3151	1	Graduate	42,000	35,000	4,20,000	1,05,000	3,15,000	1,57,500
88	1	Patnagarh (N)	21024	2438	1	Graduate	42,000	35,000	4,20,000	1,05,000	3,15,000	1,57,500
89	1	Pattamundai (M)	36528	2651	1	Graduate	42,000	35,000	4,20,000	1,05,000	3,15,000	1,57,500
90	1	Phulbani (M)	37371	2934	1	Graduate	42,000	35,000	4,20,000	1,05,000	3,15,000	1,57,500
91	1	Piplili (N)	17623	1350	1	Graduate	42,000	35,000	4,20,000	1,05,000	3,15,000	1,57,500
92	1	Polosara (N)	23119	1426	1	Graduate	42,000	35,000	4,20,000	1,05,000	3,15,000	1,57,500
93	1	Puri (M)	200564	19080	1	Graduate	42,000	35,000	4,20,000	1,05,000	3,15,000	1,57,500
94	1	Purusottampur (N)	15366	1285	1	Graduate	42,000	35,000	4,20,000	1,05,000	3,15,000	1,57,500
95	1	Rairangpur (M)	25516	1028	1	Graduate	42,000	35,000	4,20,000	1,05,000	3,15,000	1,57,500
96	1	Raigangpur (M)	51362	1302	1	Graduate	42,000	35,000	4,20,000	1,05,000	3,15,000	1,57,500
97	1	Rambha (N)	12111	849	1	Graduate	42,000	35,000	4,20,000	1,05,000	3,15,000	1,57,500
98	1	Ranpur (N)	14715	1245	1	Graduate	42,000	35,000	4,20,000	1,05,000	3,15,000	1,57,500
99	1	Rayagada (M)	71208	3156	1	Graduate	42,000	35,000	4,20,000	1,05,000	3,15,000	1,57,500
100	1	Redhakhol (N)	15379	2300	1	Graduate	42,000	35,000	4,20,000	1,05,000	3,15,000	1,57,500
101	1	Rourkela (MC)	310976	6988	2	Graduate	42,000	35,000	4,20,000	1,05,000	3,15,000	1,57,500
102	1	Sambalpur (MC)	335761	34559	2	Graduate	42,000	35,000	4,20,000	1,05,000	3,15,000	1,57,500
103	1	Sonepur (M)	20770	2668	1	Graduate	42,000	35,000	4,20,000	1,05,000	3,15,000	1,57,500
104	1	Soro (M)	32531	700	1	Graduate	42,000	35,000	4,20,000	1,05,000	3,15,000	1,57,500
105	1	Soroda (N)	14867	554	1	Graduate	42,000	35,000	4,20,000	1,05,000	3,15,000	1,57,500
106	1	Sunabeda (M)	50394	4827	1	Graduate	42,000	35,000	4,20,000	1,05,000	3,15,000	1,57,500
107	1	Sundargarh (M)	45036	1563	1	Graduate	42,000	35,000	4,20,000	1,05,000	3,15,000	1,57,500
108	1	Talcher (M)	40841	2209	1	Graduate	42,000	35,000	4,20,000	1,05,000	3,15,000	1,57,500
109	1	Tanja (N)	8334	823	1	Graduate	42,000	35,000	4,20,000	1,05,000	3,15,000	1,57,500
110	1	Tilagarh (M)	31258	2409	1	Graduate	42,000	35,000	4,20,000	1,05,000	3,15,000	1,57,500
111	1	Tusura (N)	10638	1360	1	Graduate	42,000	35,000	4,20,000	1,05,000	3,15,000	1,57,500
112	1	Udala (N)	13152	830	1	Graduate	42,000	35,000	4,20,000	1,05,000	3,15,000	1,57,500
113	1	Umerkote (M)	28993	706	1	Graduate	42,000	35,000	4,20,000	1,05,000	3,15,000	1,57,500
114	1	Vyasnagar (M)	48911	647	1	Graduate	42,000	35,000	4,20,000	1,05,000	3,15,000	1,57,500
Total	114			300174	119		47,88,000	40,00,000	480,00,000	120,00,000	360,00,000	180,00,000

Handwritten signature

GFR 12-C

[(See Rule 239)]

FORM OF UTILIZATION CERTIFICATE (FOR STATE GOVERNEMENT)

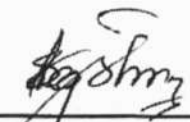
(Where expenditure incurred by Govt. bodies only)

Sl no.	Letter No. and Date	Amount	Certified that out of Rs.
1	N-11015/01/2014/I&M (pt) dated 31.03.2014	Rs. 11,47,500/-	11,47,500/- of grants sanctioned during the year 2013-14 in favour of Govt. of Odisha under the ministry Letter No. given in the margin and Rs. Nil on account of unspent balance of previous year, a sum of Rs. 11,47,500/- has been utilised for the purpose of SLTC for which it was sanctioned and that the balance of Rs. Nil remaining unutilized at the end of the year has been surrendered to Government/will be adjusted towards the grants payable during the next year

2. Certified that I have satisfied myself that the conditions on which the grants-in-aid was sanctioned have been duly fulfilled/ are being fulfilled and that I have exercised the following checks to see that the money was actually utilized for the purpose for which it was sanctioned.

Kinds of Checks exercised

1. Monthly Absentee Statement of SLTC.
2. Monthly Review conducted at state level.

Signature 
 Designation Mission Director
 Odisha Urban Housing Mission
 Date _____

GFR 12-C

[(See Rule 239)]

FORM OF UTILIZATION CERTIFICATE (FOR STATE GOVERNEMENT)

(Where expenditure incurred by Govt. bodies only)

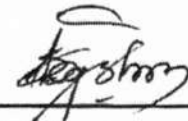
Sl no.	Letter No. and Date	Amount	Certified that out of Rs.
1	N-11015/01/2014-I&M (pt.) /FTS:10324 dated 24.06.2014	Rs. 56,48,000/-	56,48,000/- of grants sanctioned during the year 2014-15 in favour of Govt. of Odisha under the ministry Letter No. given in the margin and Rs. Nil on account of unspent balance of previous year, a sum of Rs. 56,48,000/- has been utilized for the purpose of CLTC for which it was sanctioned and that the balance of Rs. Nil remaining unutilized at the end of the year has been surrendered to Government/will be adjusted towards the grants payable during the next year

2. Certified that I have satisfied myself that the conditions on which the grants-in-aid was sanctioned have been duly fulfilled/ are being fulfilled and that I have exercised the following checks to see that the money was actually utilized for the purpose for which it was sanctioned.

Kinds of Checks exercised

1. Monthly Absentee Statement of CLTC furnished by PD, DUDAs.
2. Monthly Review conducted at state level, District & ULB level.

Signature _____


Designation **Mission Director**
Odisha Urban Housing Mission

Date _____

[[See Rule 239]

FORM OF UTILIZATION CERTIFICATE (FOR STATE GOVERNEMENT)


(Where expenditure incurred by Govt. bodies only)

Sl no.	Letter No. and Date	Amount	Certified that out of
1	N-11015/02/2016/HFA-II/FTS 14996 dated 31.03.2016	1,51,20,000	Rs.1,51,20,000 /- of grants sanctioned during the year 2015-16 in favour of Govt. of Odisha under the ministry Letter No. given in the margin and Rs. Nil on account of unspent balance of previous year, a sum of Rs.1,51,20,000/- has been utilised for the purpose of Housing for All -SARDAR PATEL URBAN HOUSING SCHEME for which it was sanctioned and that the balance of Rs. Nil remaining unutilized at the end of the year has been surrendered to Government/will be adjusted towards the grants payable during the next year

2. Certified that I have satisfied myself that the conditions on which the grants-in-aid was sanctioned have been duly fulfilled/ are being fulfilled and that I have exercised the following checks to see that the money was actually utilized for the purpose for which it was sanctioned.

Kinds of Checks exercised

1. Monthly Absentee Statement of SLTC/CLTC received from PD,DUDA
2. Weekly Progress Report received from concerned ULBs
3. Monthly Review conducted at state, District and ULB level

Signature 
 Designation Mission Director
 Odisha Urban Housing Mission
 Date _____