

AWAAS- Odisha Urban Housing Mission

82 Projects under BLC vertical & 1 AHP vertical for approval

Presented to 50th CSMC , MoHUA, New Delhi on 27th December 2019

by

Dr. Suresh Chandra Dalai, IAS

Mission Director



**Odisha Urban Housing Mission
Housing and Urban Development Department
Government of Odisha**



Progress of PMAY (U)

Indicators	Current Status
▪ Cities Approved/Projects under BLC-PMAY	114/510
▪ Demand Survey	Completed in 104 ULBs out of 112
▪ Housing shortage found	2.854 Lakh (based on demand survey of 104 ULBs)
▪ Whether HFAPoA Submitted	Yes
▪ Whether TPQMA Report Submitted	Yes
▪ Whether AIP Submitted	Submitted along with HFAPoA
▪ SLTC/CLTC staffs approved vs. placed	SLTC- 4/6, CLTC- 72/72
▪ Target of DUs in 2019 -20 under PMAY	1,25,387
▪-State Budgetary Provision for PMAY (U) in 2019 - 20	400 Crore

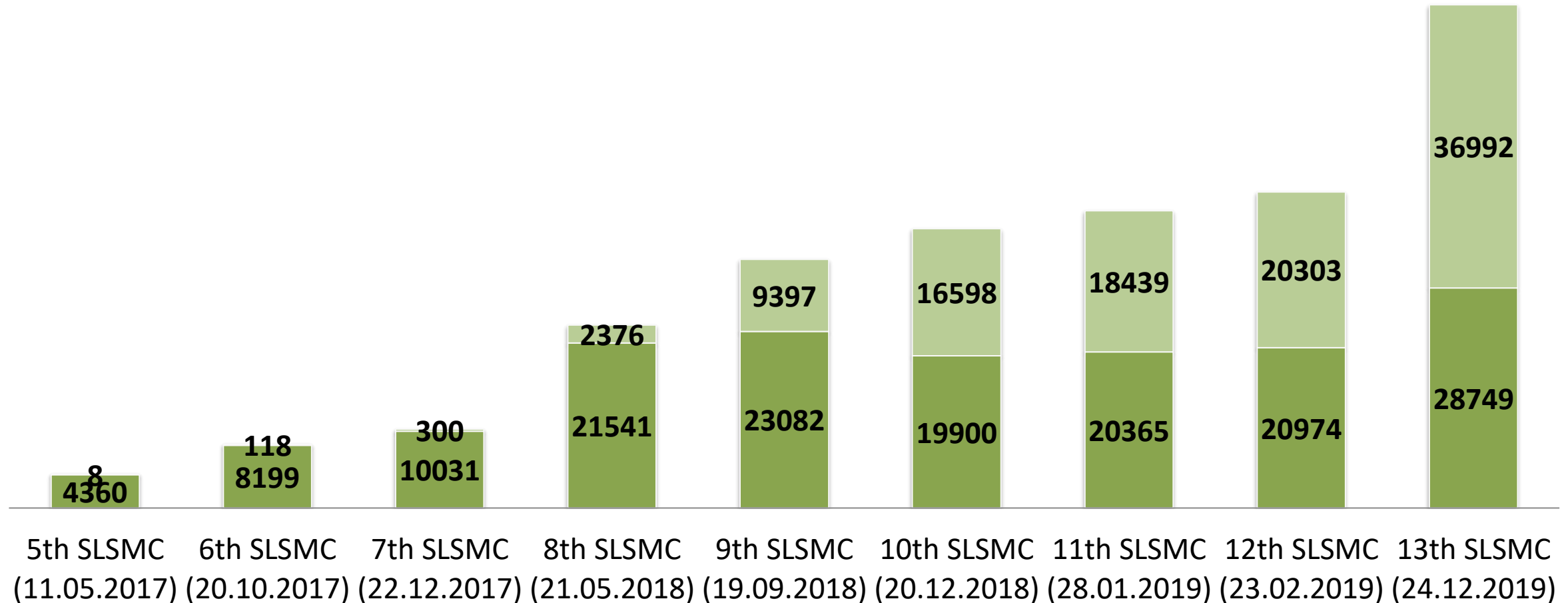
Physical Progress of PMAY (U)

Verticals	Houses Approved	Work order Issued	Under Progress	Completed
ISSR	7,300	-	3,800	
AHP	6,462	-	4,292	
BLC (New)	1,14,198	85,593	28,749	51,507
Total	1,27,960	85,593	36,841	51,507

Physical Progress under BLC-PMAY

Physical Progress under BLC-PMAY

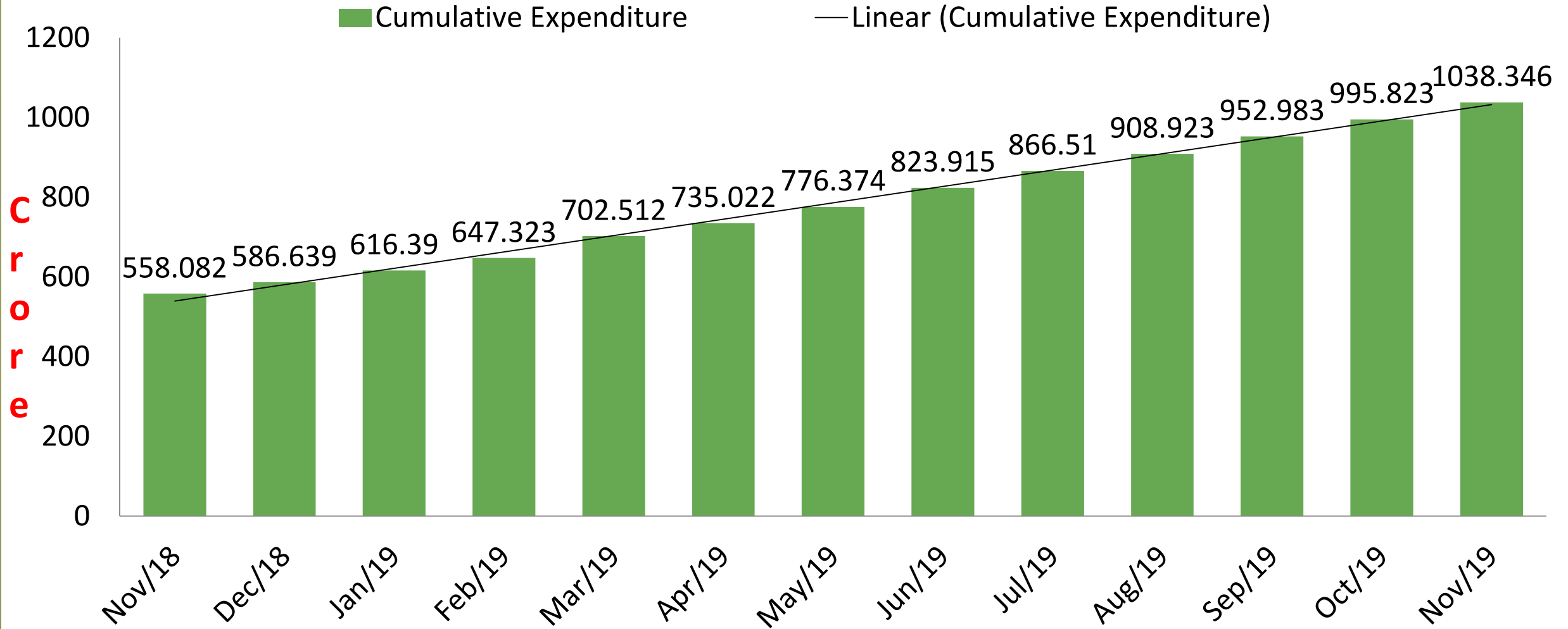
■ Under Progress ■ Completed



Phase wise BLC Progress at a Glance

Phase	No of Cities / Projects	DUs sanctioned	WO Issued	Under Progress	Completed
Phase - I	40/41	23,843	11,126	2,294	8,255
Phase - II	22/22	2,115	1,735	225	1,463
Phase - III	26/26	2,836	2,847	316	2,083
Phase - IV	87/88	20,345	17,488	3,900	12,821
Phase - V	26/27	5,133	4,380	1,230	2,841
Phase – VI	23/23	4,849	4,362	1,522	2,071
Phase-VII	49/49	13,421	12,587	5,866	4,731
Phase-VIII	88/126	21,894	16,443	8,206	1,989
Phase-IX	65/70	12,290	9,508	4,396	640
Phase-X	36/38	7,472	5,117	794	98
TOTAL	114/510	1,14,198	85,593	28,749	36,992

Cumulative Expenditure under BLC-PMAY

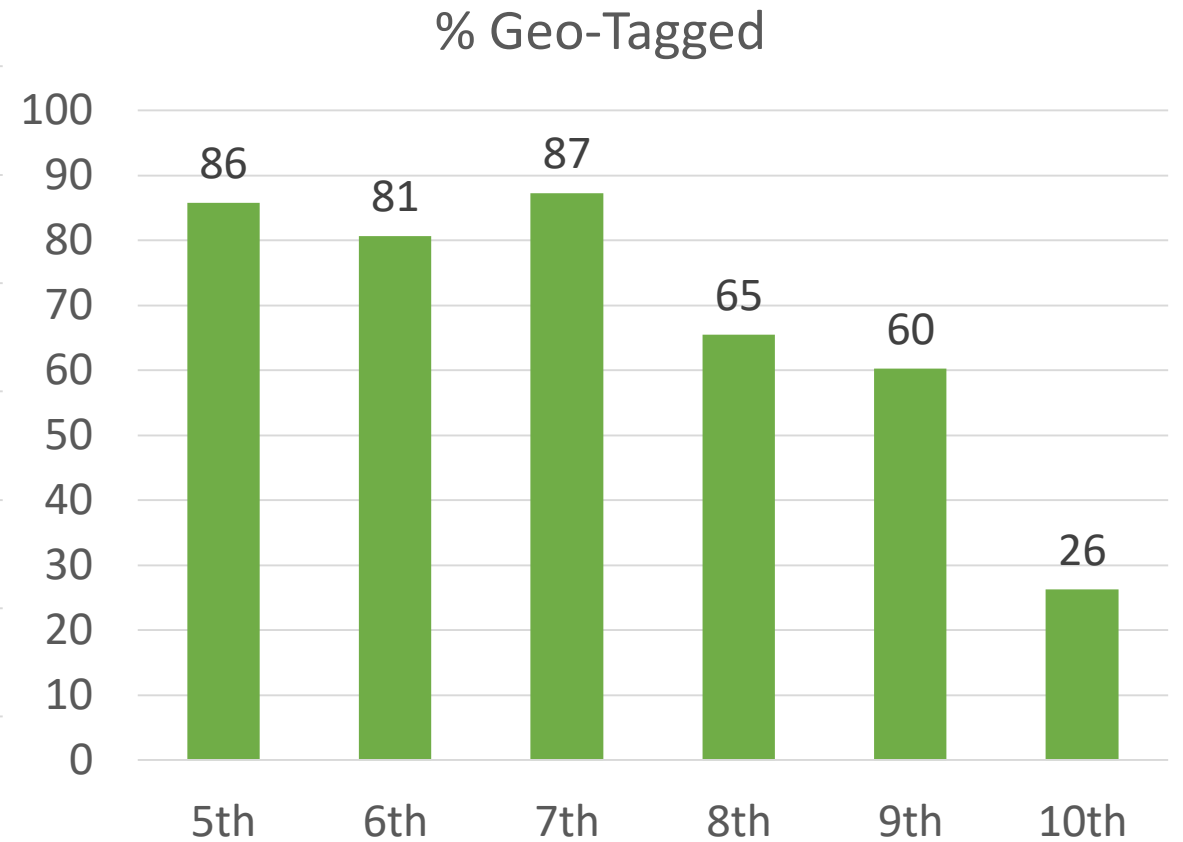
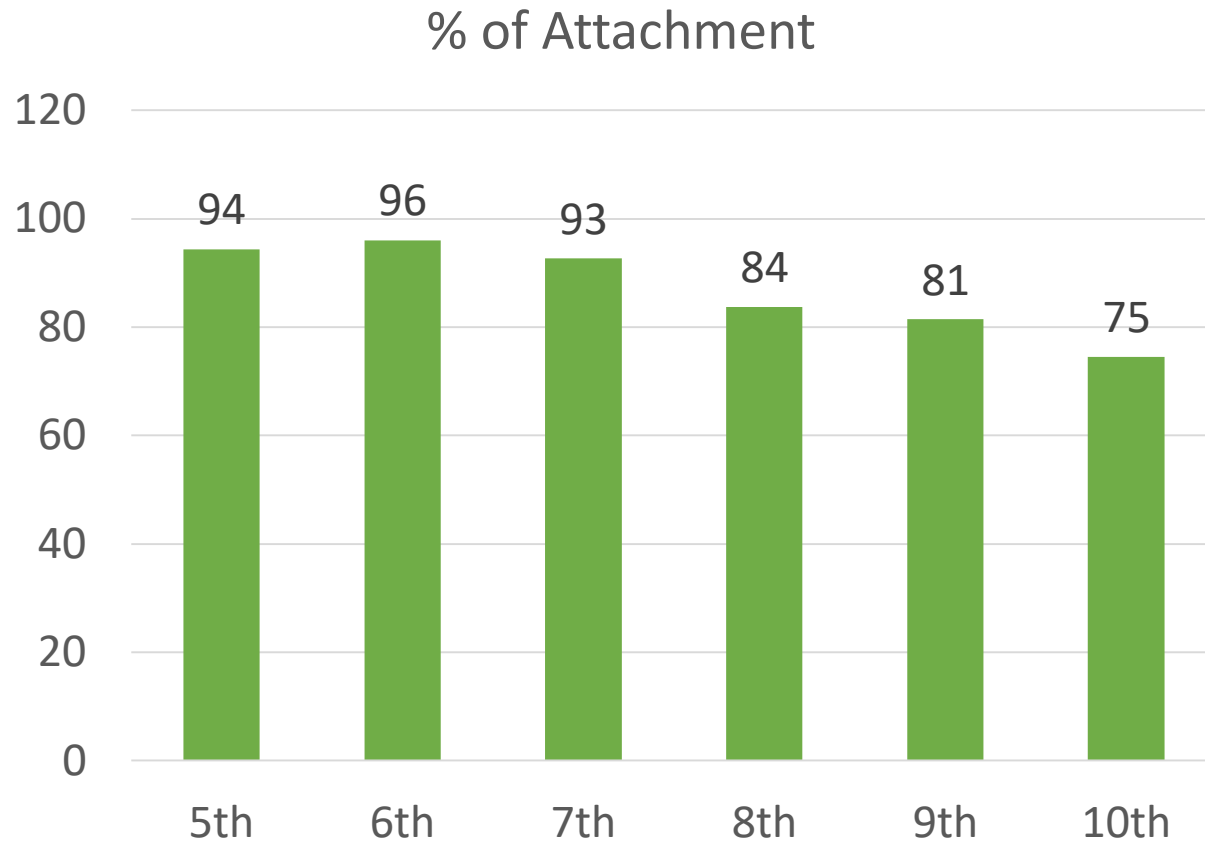


Rs. In Crore

Details of funds required under BLC- PMAY

Sl. no	Details of BLC houses	No. of Dus	Stage wise fund flow	Total		
1	Total no. of Houses Sanctioned	1,14,198				
2	Total no. of Houses Grounded	65,741				
3	Total no. of Houses Completed	36,992				
4	Non- Started Stage	19,852	₹ 2,00,000	₹ 397,04,00,000		
5	Excavation	6,047	₹ 1,60,000	₹ 96,75,20,000		
6	Plinth	7,772	₹ 1,00,000	₹ 77,72,00,000		
7	BRC	14,930	₹ 40,000	₹ 59,72,00,000	Central Share	State share
	Total amount required for completing incomplete 48,601 houses			₹ 631,23,20,000	₹ 473,42,40,000	₹ 157,80,80,000
	Amount released by Govt. of India & State in 2019- 20				₹ 103,75,80,000	₹ 211,71,20,000
	Total remaining funds				₹ 369,66,60,000	-₹ 53,90,40,000

Phase wise Attachments & Geo tagging



Abstract of the Proposed Project under BLC- PMAY

No of Ulbs / Projects	70/ 82
Total EWS Houses proposed	10,689 Nos
GoI Grant @1.50 lakhs per unit	16,033.50 lakhs
State Share @ 50,000 per unit	5,344.50 lakhs
ULB Share	24.50 lakhs
Beneficiary Share	10,747.72 lakhs
Other Charges	0.00
Total Project Cost	32,150.22 lakhs
Layout plan(as per NBC norms)	Yes
SLAC/SLSMC approval/Minutes submitted	Yes, SLAC on 23.12.2019, SLSMC on 24.12.2019
Land title status (encumbrance free)	Yes
Beneficiary list (BLC) submitted	Yes

DPRs under BLC-PMAY submitted for Approval of SLSCMC

Details of the DPRs under BLC - PMAY

Sl.	District	Name of ULB/ City	Total Houses Proposed	Total Project Cost	Gol Grant	State Share	ULB Share	Beneficiary Share
1	Angul	Angul	195	585	292.5	97.5	0	195
2	Angul	Athamalik	35	107.1	52.5	17.5	0	37.1
3	Balasore	Jaleswar	199	597	298.5	99.5	0	199
4	Balasore	Nilagiri	62	186	93	31	0	62
5	Balasore	Soro	118	354	177	59	0	118
6	Baragarh	Attabira	29	102.66	43.5	14.5	0	44.66
7	Baragarh	Attabira	24	84.96	36	12	0	36.96
8	Baragarh	Barpalli	87	261	130.5	43.5	0	87
9	Baragarh	Bijepur	94	282	141	47	0	94
10	Baragarh	Bijepur	65	195	97.5	32.5	0	65
11	Baragarh	Padampur	35	105	52.5	17.5	0	35
12	Baragarh	Padampur	64	192	96	32	0	64
13	Bhadrak	Basudevpur	927	2781	1390.5	463.5	0	927

DPRs under BLC-PMAY submitted for Approval of SLSCMC

Details of the DPRs under BLC - PMAY

Sl.	District	Name of ULB/ City	Total Houses Proposed	Total Project Cost	Gol Grant	State Share	ULB Share	Beneficiary Share
14	Bhadrak	Basudevpur	61	183	91.5	30.5	0	61
15	Bhadrak	Bhadrak	559	1677	838.5	279.5	0	559
16	Bhadrak	Bhadrak	334	1002	501	167	0	334
17	Bhadrak	Chandbali	65	195	97.5	32.5	0	65
18	Bhadrak	Dhamnagar	123	369	184.5	61.5	0	123
19	Bolangir	Bolangir	489	1467	733.5	244.5	0	489
20	Bolangir	Bolangir	38	114	57	19	0	38
21	Bolangir	Kantabanjhi	34	102	51	17	0	34
22	Bolangir	Patnagarh	32	96	48	16	0	32
23	Cuttack	Chowdar	275	825	412.5	137.5	0	275
24	Deogarh	Deogarh	55	170.5	82.5	27.5	0	60.5
25	Deogarh	Deogarh	111	344.1	166.5	55.5	0	122.1
26	Dhenkanal	Dhenkanal	477	1431	715.5	238.5	0	477

DPRs under BLC-PMAY submitted for Approval of SLSCMC

Details of the DPRs under BLC - PMAY

Sl.	District	Name of ULB/ City	Total Houses Proposed	Total Project Cost	Gol Grant	State Share	ULB Share	Beneficiary Share
27	Dhenkanal	Hindol	257	771	385.5	128.5	0	257
28	Gajapati	Kashinagar	68	204	102	34	0	68
29	Gajapati	Parlekhamundi	171	513	256.5	85.5	0	171
30	Ganjam	Aska	136	408	204	68	0	136
31	Ganjam	Aska	40	120	60	20	0	40
32	Ganjam	Bellaguntha	83	249	124.5	41.5	0	83
33	Ganjam	Bellaguntha	56	168	84	28	0	56
34	Ganjam	Bhanjanagar	23	69	34.5	11.5	0	23
35	Ganjam	Bhanjanagar	30	90	45	15	0	30
36	Ganjam	Chatrapur	36	108	54	18	0	36
37	Ganjam	Chikiti	13	39	19.5	6.5	0	13
38	Ganjam	Digapahandi	45	135	67.5	22.5	0	45
39	Ganjam	Ganjam	29	87	43.5	14.5	0	29

DPRs under BLC-PMAY submitted for Approval of SLSMC

Details of the DPRs under BLC - PMAY

Sl.	District	Name of ULB/ City	Total Houses Proposed	Total Project Cost	Gol Grant	State Share	ULB Share	Beneficiary Share
40	Ganjam	Hinjlicut	219	657	328.5	109.5	0	219
41	Ganjam	Kavisuryanagar	243	729	364.5	121.5	0	243
42	Ganjam	Khalikote	157	471	235.5	78.5	0	157
43	Ganjam	Kodala	217	651	325.5	108.5	0	217
44	Ganjam	Purusottampur	63	189	94.5	31.5	0	63
45	Ganjam	Rambha	24	72	36	12	0	24
46	Ganjam	Soroda	27	81	40.5	13.5	0	27
47	Jagatsingpur	Jagatsingpur	106	318	159	53	0	106
48	Jajpur	Jajpur	97	291	145.5	48.5	0	97
49	Jajpur	Vyasanagar	36	108	54	18	0	36
50	Jharsuguda	Belpahar	33	99	49.5	16.5	0	33
51	Jharsuguda	Brajrajnagar	25	75	37.5	12.5	0	25
52	Jharsuguda	Jharsuguda	111	333	166.5	55.5	0	111

DPRs under BLC-PMAY submitted for Approval of SLSCMC

Details of the DPRs under BLC - PMAY

Sl.	District	Name of ULB/ City	Total Houses Proposed	Total Project Cost	Gol Grant	State Share	ULB Share	Beneficiary Share
53	Kalahandi	Bhawanipatna	144	432	216	72	0	144
54	Kalahandi	Junagarh	57	171	85.5	28.5	0	57
55	Kalahandi	Kesinga	38	125.4	57	19	0	49.4
56	Keonjhar	Barbil	81	243	121.5	40.5	0	81
57	Khordha	Balugaon	201	603	301.5	100.5	0	201
58	Khordha	Banapur	324	972	486	162	0	324
59	Khordha	Khordha	291	873	436.5	145.5	0	291
60	Koraput	Jeypore	256	768	384	128	0	256
61	Koraput	Koraput	198	594	297	99	0	198
62	Koraput	Kotpad	41	123	61.5	20.5	0	41
63	Koraput	Sunabeda	180	540	270	90	0	180
64	Malkangiri	Malkangiri	52	156	78	26	0	52
65	Mayurbhanja	Udala	30	90	45	15	0	30

DPRs under BLC-PMAY submitted for Approval of SLSMC

Details of the DPRs under BLC - PMAY

Sl.	District	Name of ULB/ City	Total Houses Proposed	Total Project Cost	Gol Grant	State Share	ULB Share	Beneficiary Share
66	Nawarangpur	Nabarangpur	34	102	51	17	0	34
67	Nawarangpur	Umerkote	77	231	115.5	38.5	0	77
68	Nayagarh	Khandapada	21	63	31.5	10.5	0	21
69	Nayagarh	Odogeon	70	210	105	35	0	70
70	Nuapada	Khariar	445	1335	667.5	222.5	0	445
71	Nuapada	Khariar Road	88	278	132	44	14	88
72	Nuapada	Khariar Road	65	205.5	97.5	32.5	10.5	65
73	Rayagada	Gudari	42	126	63	21	0	42
74	Rayagada	Gudari	75	225	112.5	37.5	0	75
75	Rayagada	Gunupur	182	546	273	91	0	182
76	Rayagada	Rayagada	118	354	177	59	0	118
77	Sambalpur	Kuchinda	20	60	30	10	0	20
78	Sambalpur	Redakhol	109	327	163.5	54.5	0	109

DPRs under BLC-PMAY submitted for Approval of SLSMC

Details of the DPRs under BLC - PMAY

Sl.	District	Name of ULB/ City	Total Houses Proposed	Total Project Cost	Gol Grant	State Share	ULB Share	Beneficiary Share
79	Subarnapur	Sonepur	151	453	226.5	75.5	0	151
80	Sundergarh	Rajgangpur	87	261	130.5	43.5	0	87
81	Sundergarh	Biramitrapur	185	555	277.5	92.5	0	185
82	Sundergarh	Sundergarh	95	285	142.5	47.5	0	95
Total			10689	32150.22	16033.5	5344.5	24.5	10747.72

Note: Values are in Lakhs

Abstract of the Proposed Project under AHP vertical

Abstract of AHP Proposal on PPP Mode	
Name of the City	Rourkela
Project Name	Affordable Housing Project for (EWS) at CHEND, Rourkela on PPP Mode
Implementing Agency	Rourkela Development Authority
No of Proposed Dwelling Units	500
Total Area of the Proposed Project	5.05 Acres of land
Affordable Housing Project (AHP) Area	3.30 Acres
Private Developer's Project (PDP) Area	1.75 Acres
Carpet Area of EWS unit	25 Sq.mt
Total Project Cost	INR 3258.2 lakh
GoI Share	INR 750 lakh
State Share	Land (INR 1000 lakh)
Implementing Agency Share	INR 758.2 lakh
Beneficiary Share	INR 750 lakh
Project Completion Period	2 to 3 Years

Abstract of the Caste Modifications of Beneficiaries under BLC- PMAY

ULB wise Details of Caste Modification

Sl	Name of ULB	No. of DUs approved	Existing figures				Modifications required			
			SC	ST	OBC	Gen	SC	ST	OBC	Gen
1	Bhawanipatna	467	61	101	99	206	161	29	221	56
2	Cuttack	347	64	45	94	144	72	18	63	194
3	Dharmagarh	517	148	135	153	81	112	14	369	22
4	Jajpur	324	54	1	119	150	54	1	112	157
5	Jeypore	333	43	40	8	242	54	53	26	200
6	Pipili	436	184	1	63	188	179	1	57	199
7	Rajgangpur	744	99	156	26	463	105	399	29	11
8	Rayagada	266	44	87	64	71	24	148	41	53
9	Titilagarh	87	28	9	33	17	28	2	33	24
10	Vyasanagar	19	5	0	5	9	4	0	3	12
Total		3540	730	575	664	1571	793	665	954	928

Abstract of the Gender Modifications of Beneficiaries under BLC- PMAY

Information submitted by ULBs regarding the modification of Gender information in DPRs

SI	Name of ULB	No. of DUs approved	Existing figures			Modifications required		
			M	F	TG	M	F	TG
1	Athgarh	317	247	70	0	245	72	0
2	Athmallik	1023	800	223	0	570	453	0
3	Athmallik	45	24	21	0	22	23	0
4	Attabira	129	69	60	0	54	75	0
5	Balasore	377	333	44	0	276	101	0
6	Banapur	270	162	108	0	156	114	0
7	Banapur	53	29	24	0	25	28	0
8	Bargarh	220	0	148	72	72	148	0
9	Chandbali	165	87	78	0	83	82	0
10	Cuttack	347	292	55	0	279	68	0
11	Dhamnagar	679	419	260	0	525	154	0
12	Dhenkanal	971	733	238	0	703	268	0
13	Dhenkanal	247	233	14	0	134	113	0
14	Berhampur	255	129	126	0	130	125	0
15	Hindol	688	508	180	0	485	203	0
16	Hindol	557	294	263	0	261	296	0
17	Jajapur	1100	0	0	0	789	311	0
18	Jeypore	333	210	123	0	206	127	0
19	Jharsuguda	44	6	38	0	26	18	0
20	Nilagiri	168	141	27	0	138	30	0
21	Paralakhemundi	70	39	31	0	38	32	0
22	Rajgangpur	744	404	340	0	508	236	0
23	Rayagada	266	170	96	0	124	142	0
24	Soro	219	197	22	0	196	23	0
25	Titilagarh	87	0	0	0	70	17	0
26	Vyasanagar	1099	337	94	0	881	218	0
TOTAL		10473	5863	2683	72	6996	3477	0

Abstract of the draft HFAPoA reports

Abstract of HFAPoA Reports

1	No. of UIBs selected for demand survey	112
2	No. of HFAPoA reports submitted to MoHUA	73
3	No. of HFAPoA reports to be submitted to MoHUA	20
4	No. of HFAPoA reports approved by MoHUA	19

HFAPoA proposals – 50th CSMC

1	Name of the Agency	Stesalit Systems Ltd.
2	No of ULBs for which the reports received	35 (25 draft + 10 final)
3	No of Households to be covered under ISSR	0
4	No of Households to be covered under AHP	65,037
5	No of Households under BLC (New)	7211
6	No of Households under CLSS	160
7	Total Housing Demand as per HFAPoA	72,408

Abstract of the approval of TPQMA Reports

Abstract of TPQM Reports

1	Name of the Agency	M/S Arkitechno Consultants (I) Pvt. Ltd.
	No. of ULBs Visited till date	108 (Out of 114 Ulbs)
	No. of DPRs (Visited so far)	298 (Out of 510 DPRs)
2	No. of Visits completed	457
	No. of TPQM reports submitted in 41 st CSMC & 43 rd CSMC	150
Approval of TPQM reports in 50th CSMC		
3	No. of ULBs Visited	91
	No. of Visits submitted	307
4	Remedial measures suggested by TPQMA	For physical progress, financial progress and quality management the beneficiaries should be mobilized properly before commencement of work, to achieve the targeted progress.

Interface with MIS

Indicators	Current Status (No.)
▪ Survey entry made	3,06,361
▪ Projects approved:	517 (BLC-510, ISSR-3, AHP-4)
▪ Projects entered (7A/B/C/D)	510 (As per PMAY-MIS)
▪ DUs approved under BLC	1,14,198
▪ Beneficiaries attached	92,583
▪ Houses geo-tagged	70,346
▪ Total fund transferred	1038.39 Crore
▪ National Electronic Funds Transfer (NEFT)	76.30 Crore
▪ PFMS/ DBT	962.09 Crore
▪ Aadhar Payment Bridge (APB)	

Completed projects under BLC- PMAY



Completed projects under BLC- PMAY



Completed projects under BLC- PMAY



Wall paintings under Angikaar campaign





THANK YOU

**Housing & Urban Development Department
Government of Odisha**

RAY project at Glance

Scheme	Rajiv Awas Yojana
No of Projects	16 Nos.
No of DUs sanctioned	11235
DUs under progress	1403 Nos
DUs Completed	4406 Nos
Total Central Assistance Received	₹ 172.97 Cr.
Total UC Submitted	₹ 100.67 Cr.
Date of Completion	Dec 2018

Completed project under RAY scheme in Berhampur MC

