

Pradhan Mantri Awas Yojana (PMAY-U)



Proposal for New 286 projects under Vertical III and IV

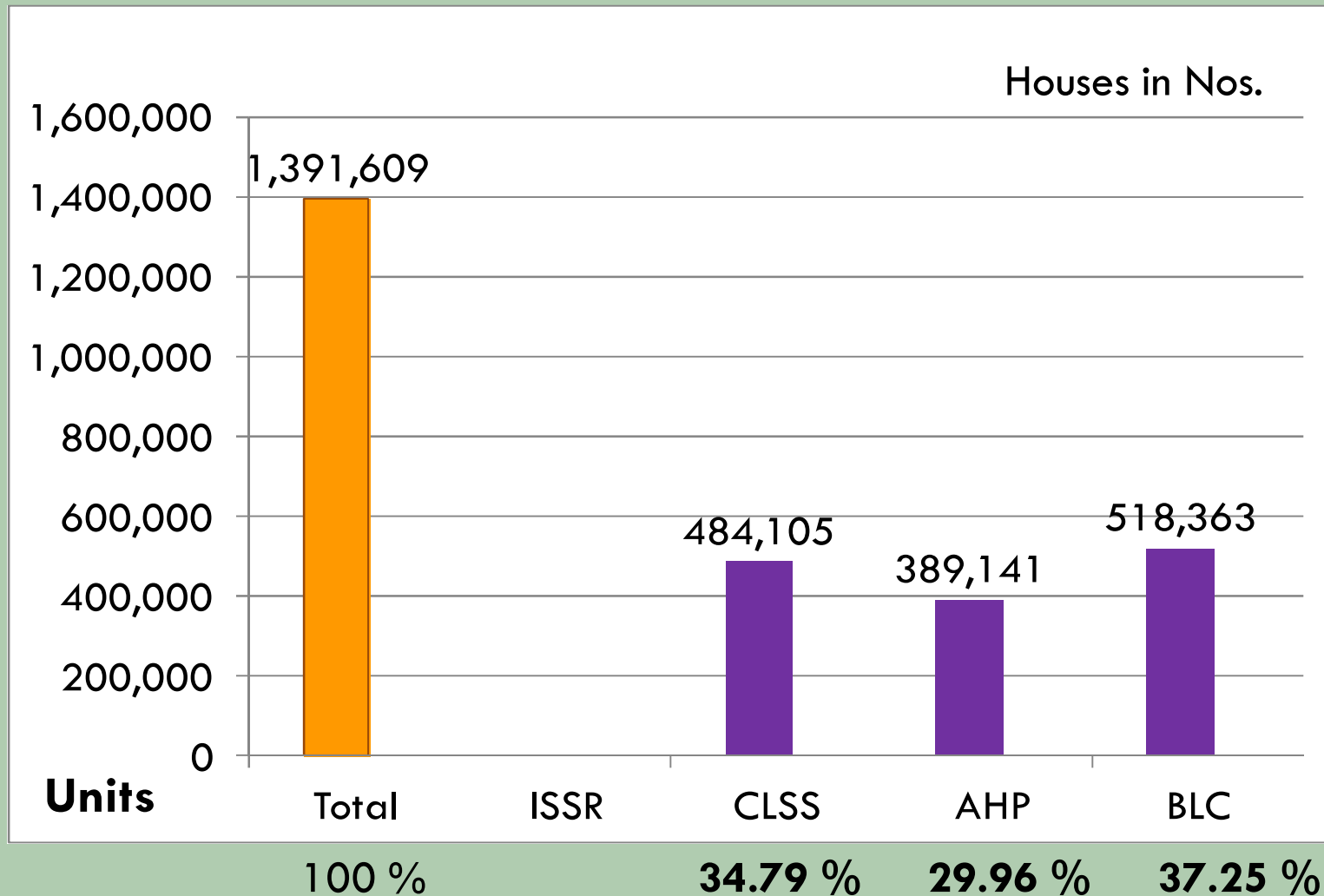
Presented to 50th CSMC meeting on 27.12.2019



Government of Tamil Nadu

SLNA - Tamil Nadu Slum Clearance Board

Housing requirement assessed under the Four Verticals in 666 Cities/Towns

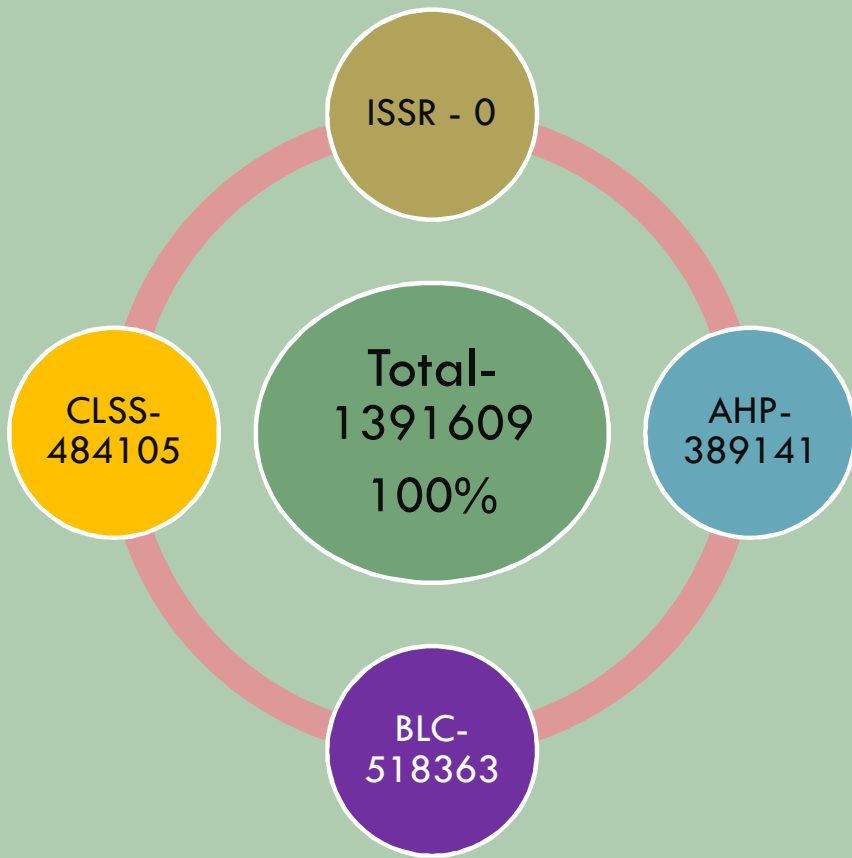


Source: ULB Survey, Common Service Centre (CSC) & Online/Citizen

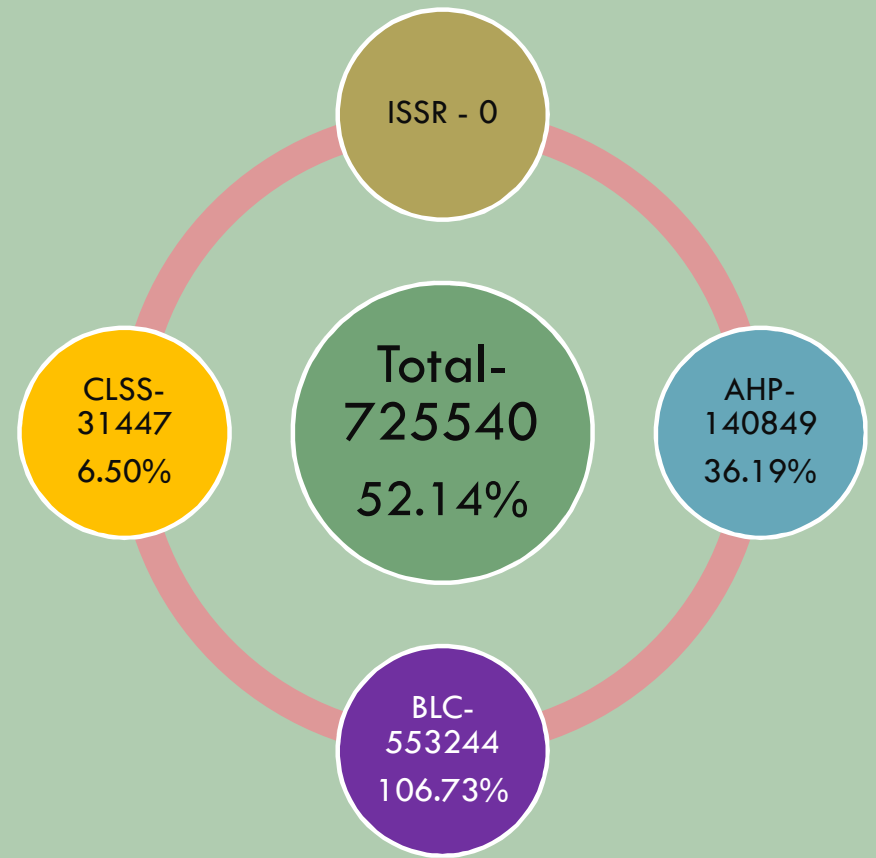
- ❖ HFAPoAs for 666 cities /Towns have been submitted to Gol .
- ❖ 528 HFAPoAs have been approved, balance approval awaited.

Demand Survey Vs Approval

Demand Survey

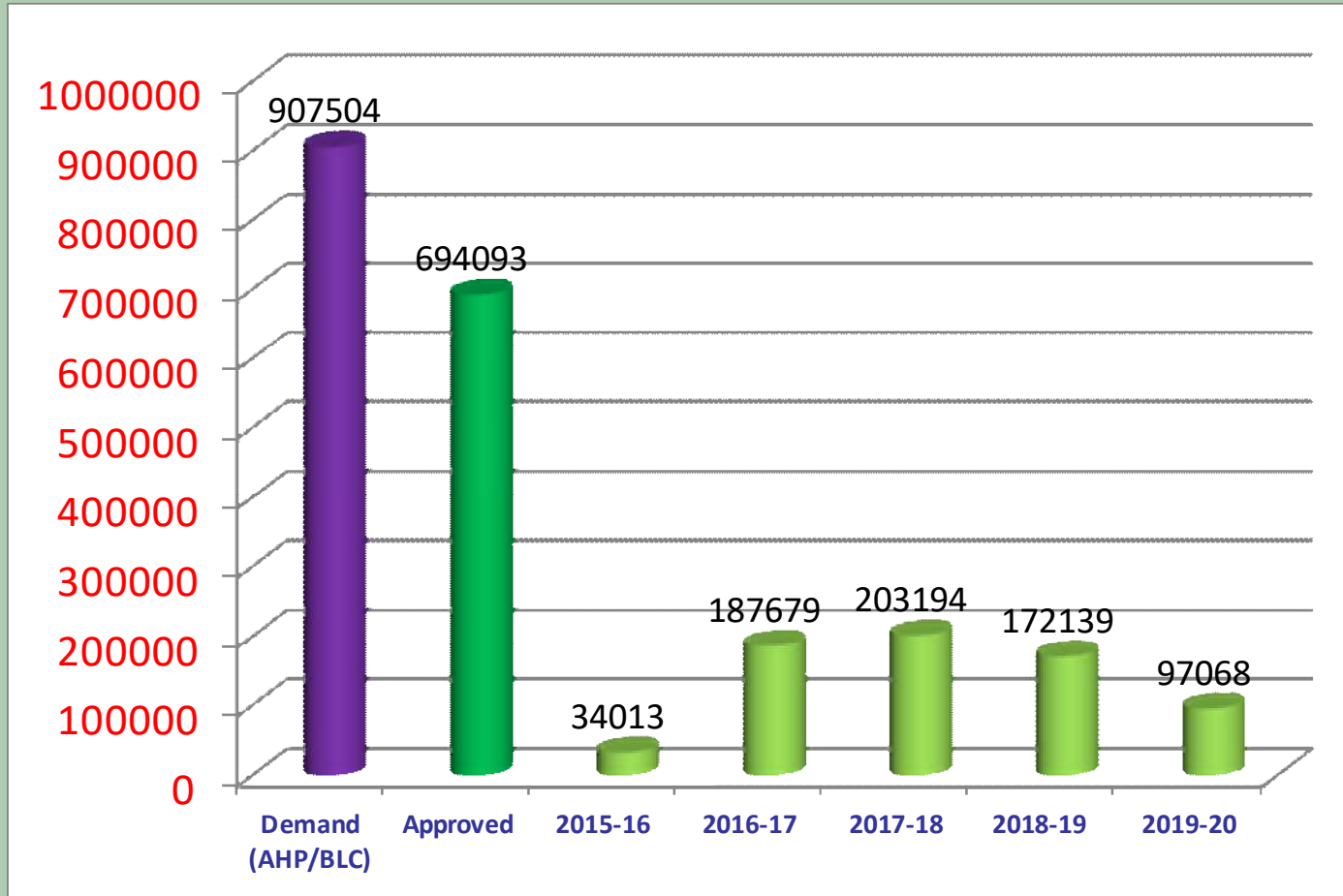


Units approved so far

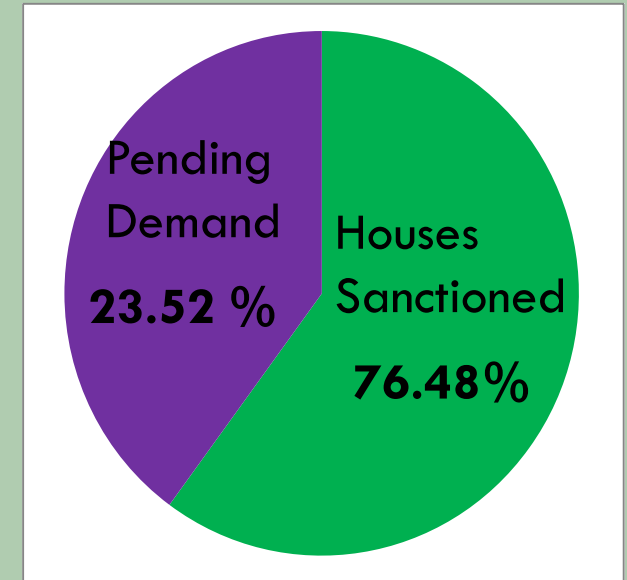


Houses Sanctioned under AHP & BLC (from 08.12.2015)

Houses in Nos.



Total Units sanctioned under AHP & BLC : 6,94,093



Demand under	
AHP -	3,89,141
BLC -	5,18,363
Total -	9,07,504

Details of the Projects Approved so far

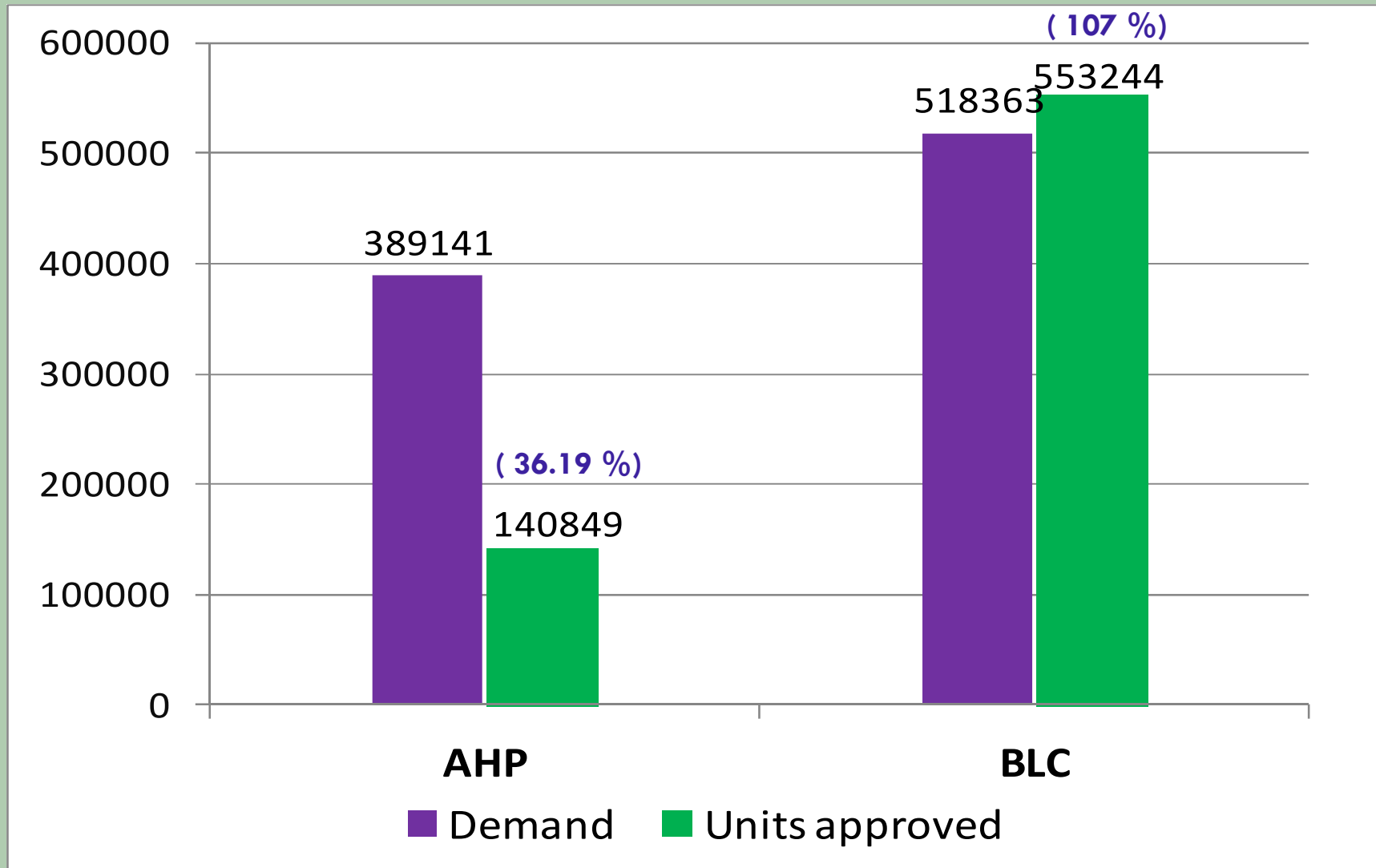
Rs.in Crore

5

Vertical	No of Projects	No. of tenements / houses	Project cost	GOI Grant	GoTN Grant	Institutional share/TDR	Beneficiaries share
AHP	297	140849	14478.18	2112.75	8340.41	430.08	3594.95
BLC	2670	553244	16774.77	8298.66	3319.46	0.00	5156.65
Total	2967	694093	31252.95	10411.41	11659.87	430.08	8751.60

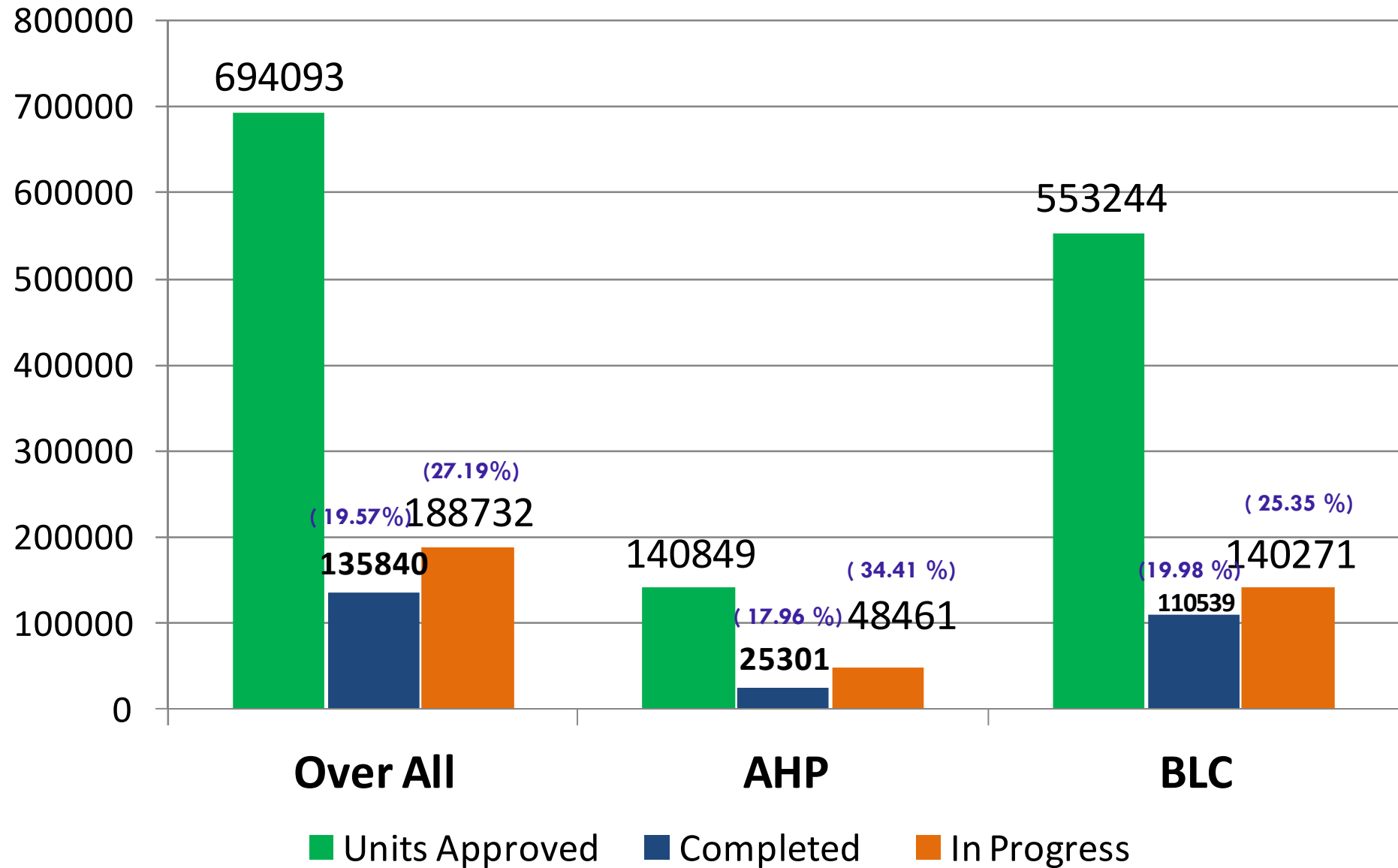
Demand Survey Vs Approval (upto 47th CSMC)

6



Approval Vs Progress (upto 30.11.2019)

7



Physical Progress - AHP PROJECTS

8

No. Of Projects approved	No. Of Units Approved	Completed	In Progress	Tender / Work Order Stage	Estimate Stage
298	1,42,001	25301	48461	38925	28162

Road Map for Completion of 48,461 units (In progress)

➤ By March'20	-	15,000 (31.00%)
➤ By March'21	-	33,461 (69.00%)
Total	-	48,461 (100.00%)

Physical Progress - BLC PROJECTS

No. Of Projects	No. Of Units	Work order issued	Grounded	In Progress					Completed
				Foundati on	Plinth	Lintel	Roof	Total	
2670	553244	356037	250810	21170	33106	26599	59396	140271	1,61,907

Road Map for Completion of 1,40,271 units in progress

➤ By January'20	-	10,000 (07.13%)
➤ By March'20	-	25,000 (17.82%)
➤ By March'21	-	1,05,271 (75.05%)
	TOTAL	- 1,40,271 (100.00%)

Glimpse of Progress
Photographs of AHP in
Tamil Nadu

Pattukottai - Maharajasamuthiram

No. of Unit : 336, Project Cost : 2815.43 lakh



Kovilpatti - TNHB Land Bank Scheme Ph I

No. of Unit: 92 Project Cost : 800.00 lakh



Manchanallur TP - Irungalur

No. of Unit: 528 Project Cost : 4600.00 lakh



Salem - Ayyamperumalpatty



Coimbatore – South of Perur Ph I

No. of Unit: 120 Project Cost : 1107.10 lakh



Vaniyambadi - Valayampattu

No. of Unit: 528 Project Cost : 4831.00 lakh



Krishnagiri - Bellanakuppam

No. of Unit: 528 Project Cost : 4725.00 lakh



"B" BLOCK

Thiruvannamalai - Keelanaikarai

No. of Unit: 192 Project Cost : 1726.00 lakh



Illuppur TP - Idayapatty

No. of Unit: 192 Project Cost : 1618.39 lakh



Chennai – North Giriappa Road

No. of Unit: 140 Project Cost : 1155.28 lakh



Pudukkottai - Annavasal

No. of Unit: 192 Project Cost : 1618.39 lakh



Poyigaipatti – Manapparai

No. of Unit : 96 Project Cost : 805.04 Lakh



Perambalur - Dhoraimanagalam

No. Of Unit: 504 Project Cost :4102.75 Lakh



Udumalaipettai – JJ Nagar

No. Of Unit: 320 Project Cost :2626.04 Lakh

24




Thirukkattuppalli TP – Koodananal

No. Of Unit: 240 Project Cost :1920.60 Lakh



Chennai – Alaiamman Koil Street Ph I

No. Of Unit: 324 Project Cost :4120.00 Lakh



Monolithic Concrete Technology - Photos

Chennai - Moolakothalam – phase 1

No. of Unit 648, Project Cost : 8424.00 Lakh



Chennai - Moolakothalam – phase 2

No. of Unit 396, Project Cost : 5405.00 Lakh



Erode – Gandhi Nagar, Nallagoundampalayam

No. of Unit: 1824 Project Cost : 14917.99 lakh



Chennai – Kargil Nagar

No. Of Unit: 1200 Project Cost :16715.00 Lakh



Chennai – TT Block

No. Of Unit: 468 Project Cost :6060.00 Lakh



Chennai – Fore shore Estate

No. Of Unit: 1188 Project Cost :15200.00 Lakh




**Glimpse of Photographs of
Completed Houses Under
BLC in Tamil Nadu**

Coimbatore



Chennai



Tambaram



Tiruppur



**Uma maheswari W/O Subramani
Tiruppur
338040268862500730**

Chennai



Gobichettipalayam



Ramanathapuram

39



Salem

40



Vellore



Status of MIS Entries (upto 26.12.2019)

Indicators		Current Status (No.)				
Survey entry made in PMAY-MIS by ULBs (Door to door survey)		94.65 % (8,43,989 / 8,91,682) (Achieved / Target)				
Survey Entry (ULBs + CSC+ Online) Approved in PMAY MIS (%)	Vertical	ISSR	CLSS	AHP	BLC	Total
	Entry	3,31,869	3,60,954	5,28,051	7,60,136	19,81,010
	Validated	20,700	3,61,390	3,89,408	6,02,235	13,73,733
No of Projects approved:		2967 (AHP -297 , BLC -2670)				
No of Projects entered (7A/B/C/D)		2878 (AHP -295 , BLC -2583)				
No of Dwelling Units approved		AHP	BLC	Total		
		140,849	5,53,244	6,94,093		
Beneficiaries attached (4B form)		54,888 (38.97 %)	4,51,042 (81.53 %)	5,05,930 (72.89 %)		
Houses Geo-tagged		1,29,273 (91.78%)	3,54,997 (64.17 %)	4,84,270 (69.77%)		
Aadhaar seeded		55,111 (39.12 %)	4,46,980 80.79 %)	5,02,091 (72.34%)		

Details of UCs submitted

(Rs. In Crore)

Sl. No	Vertical	No of Projects	No. of units	Project cost	Gol total Grant	Gol 1 st & 2 nd Installment share Released	UC submitted against 1 st & 2 nd installment Release
1	AHP	297	140849	14478.18	2112.74	588.16	459.59
2.	BLC	2670	553244	16774.77	8298.66	2610.19	2326.62
Total		2967	694093	31252.95	10411.40	3198.35	2786.21

RAY – Gol has so far released Rs.33.21 Cr. against 45.37 Cr. and the balance amount of **Rs.11.16 Cr.** is yet to be released.

Eligible Gol share for 2nd instalment under BLC projects - Rs. 700.00 Crore

PROGRESS OF VERTICAL – II (CLSS)

44

Indicators	Current Status (No.)
Total Demand of CLSS	ULB : 2,01,164 CSC : 2,45,986 Online : 36955 } 4,84,105
Total no of Loans Sanctioned	31447 (NHB – 30792 , HUDCO - 655)
Loan Amount	Rs. 6032.39 Cr (NHB – 5920.43 Cr , HUDCO – 111.96 Cr)
Disbursed Amount	Rs. 4316.98 Cr (NHB – 4228.01 Cr , HUDCO – 88.97 Cr)
Subsidy Amount	Rs.553.00 Cr (NHB –540.39 Cr , HUDCO – 12.61 Cr)

BRIEF OF PROJECT PROPOSALS FOR 50TH CSMC WITH SLAC APPROVAL

(Rs. Lakhs)

Sl. No	Component	No. of Projects	No of units	Project cost	Govt Share	GoTN Share	Beneficiary Share
1	Vertical IV - BLC	260	22554	67860.00	33831.00	13532.40	20496.60
2	Vertical III - AHP	26	8422	93629.54	12633.00	58954.00	22042.54
Total (BLC + AHP)		286	30976	161489.54	46464.00	72486.40	42539.14

Break up for unit Cost

Verticals	Unit Cost	Central Share	State Share	Beneficiary Share /Cross Subsidy	Completion Time
AHP	9.50-12.66	1.5	7.00	1.00-4.16	1.5 years
BLC	3.00 – 3.15	1.5	0.60	0.90 – 1.05	1 year



THANK YOU