


Pradhan Mantri Awas Yojana (PMAY-U)



Proposal for 146 projects under Vertical III & IV

Presented to 33rd CSMC meeting on 27.04.2018



Government of Tamil Nadu

SLNA - Tamil Nadu Slum Clearance Board

PROGRESS OF PMAY (U)



Indicators	Current Status (No.)
▪ Cities Approved	666
▪ Demand Survey Completed	666
▪ Total Demand (as on 31.08.2017) (as per Demand Survey ,CSC and Online)	ISSR - 47,309 CLSS - 4,84,105 AHP - 3,41,832 BLC - 5,18,363 } 13,91,609
▪ Whether HFAPoA Submitted	HFAPoAs for 666 cities /Towns have been submitted to Gol for approval
▪ Whether AIP Submitted	Submitted along with HFAPoAs
▪ Whether HFAPoA & AIP entered in MIS	In progress

ASSESSED HOUSING DEMAND

Vertical	1 – ISSR	2 – CLSS	3 – AHP	4 - BLC	Total requirement	Gol Share (Rs. In Cr.)
Demand for 666 Statutory Towns	47,309	4,84,105	3,41,832	5,18,363	13,91,609	26301.62

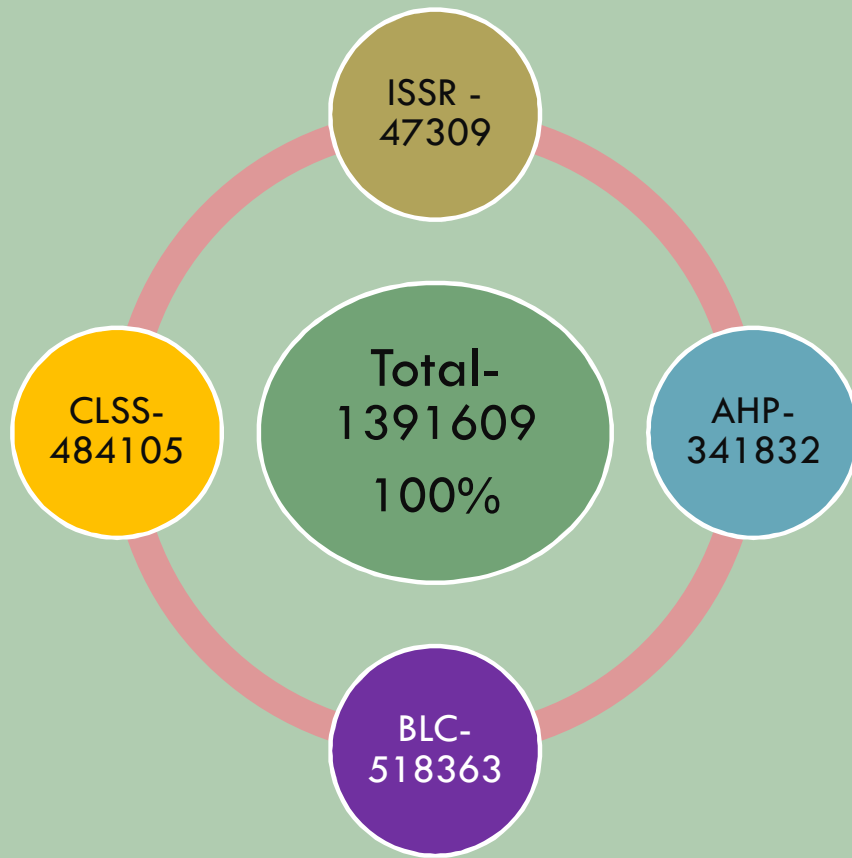
HOUSING ASSESSMENT ULB WISE

ULB	Vertical				Total
	1- ISSR	2- CLSS	3 - AHP	4 - BLC	
Greater Chennai Corporation	23516	110574	125203	92512	351805
11 Corporations	20587	94274	66469	103915	285245
124 Municipalities	3206	219065	116626	157620	496517
528 Town Panchayats	0	58801	32934	163110	254845
2 Cantonment Boards	0	1391	600	1206	3347
Total (666 ULBs)	47309	484105	341832	518363	1391609

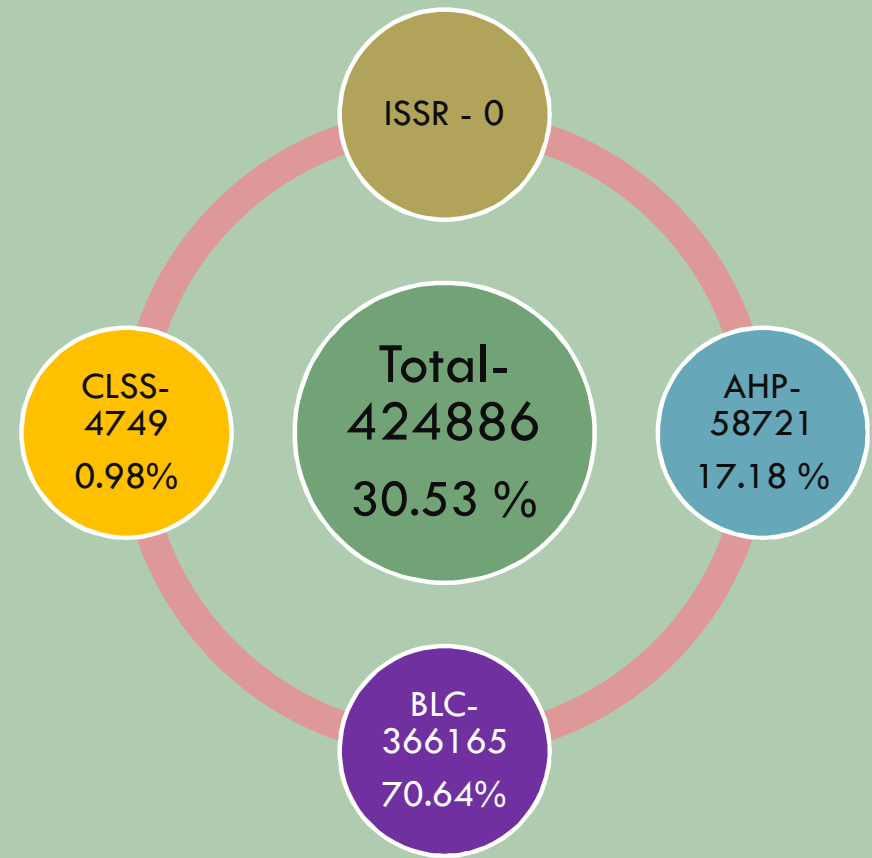
Demand Survey Vs Approval



Demand Survey



Units approved so far



PROGRESS OF PMAY (U)

Indicators	Current Status																														
<ul style="list-style-type: none"> ▪ SLTC/CLTC staff approved vs. placed 	<ul style="list-style-type: none"> ▪ CB plan for 2018 -19 submitted for sanction. CSMC's approval awaited ▪ 10 Professionals under SLTC and 86 Professionals under CLTCs approved already for 2016-17. ▪ 9 Specialists recruited under RAY Mission continue their services under HFA. ▪ 87 professionals (specialists) are recruited and posted at SLTC & other CLTCs 																														
<ul style="list-style-type: none"> ▪ Target of DUs for 2018-19 	<table border="1" style="width: 100%; border-collapse: collapse;"> <thead> <tr> <th style="text-align: center;">Vertical</th> <th style="text-align: center;">Target</th> <th style="text-align: center;">Achieved</th> <th style="text-align: center;">Now Proposed</th> <th style="text-align: center;">Balance to be Proposed</th> </tr> </thead> <tbody> <tr> <td>ISSR</td> <td style="text-align: center;">7309</td> <td style="text-align: center;">-</td> <td style="text-align: center;">-</td> <td style="text-align: center;">7309</td> </tr> <tr> <td>CLSS</td> <td style="text-align: center;">129356</td> <td style="text-align: center;">-</td> <td style="text-align: center;">-</td> <td style="text-align: center;">129356</td> </tr> <tr> <td>AHP</td> <td style="text-align: center;">53741</td> <td style="text-align: center;">-</td> <td style="text-align: center;">8090</td> <td style="text-align: center;">45651</td> </tr> <tr> <td>BLC</td> <td style="text-align: center;">75198</td> <td style="text-align: center;">-</td> <td style="text-align: center;">23878</td> <td style="text-align: center;">51320</td> </tr> <tr> <td>Total</td> <td style="text-align: center;">265604</td> <td></td> <td style="text-align: center;">31968</td> <td style="text-align: center;">233636</td> </tr> </tbody> </table>	Vertical	Target	Achieved	Now Proposed	Balance to be Proposed	ISSR	7309	-	-	7309	CLSS	129356	-	-	129356	AHP	53741	-	8090	45651	BLC	75198	-	23878	51320	Total	265604		31968	233636
Vertical	Target	Achieved	Now Proposed	Balance to be Proposed																											
ISSR	7309	-	-	7309																											
CLSS	129356	-	-	129356																											
AHP	53741	-	8090	45651																											
BLC	75198	-	23878	51320																											
Total	265604		31968	233636																											
<ul style="list-style-type: none"> ▪ State Budgetary Provision for PMAY (U) in 2018-19 	Rs.2530.84 Crore																														

INTERFACE WITH MIS



Indicators	Current Status (No.)		
▪ Survey entry made (%)	100 % (8,29,174 / 8,29,174)		
▪ Survey Entry Approved in PMAY MIS (%)	81.82% (6,78,451 / 8,29,174)		
▪ Projects approved:	1782 (AHP – 104, BLC - 1678)		
▪ Projects entered (7A/B/C/D)	1782		
▪ DUs approved	AHP	BLC	Total
	58,721	3,66,165	4,24,886
▪ Beneficiaries attached	10,648 (18.13 %)	3,14,345 (85.85%)	3,24,993 (76.49%)
▪ Houses geo-tagged	Stage Geo-tagged : 3,24,507 Moderated : 1,59,624 Pending : 1,64,883 No of Units covered : 2,04,502 (55.85%)		
▪ Total fund transferred through DBT	Rs.1347.12 Cr		
▪ National Electronic Funds Transfer (NEFT)	Yes		

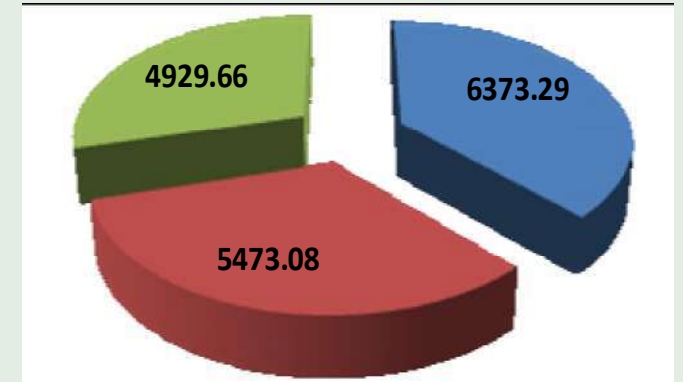
Projects Approved Under PMAY (U) - HFA



Rs.in Crore

Sl. No.	DESCRIPTION	AHP	BLC	Total
1.	No. of Projects	104	1,678	1,782
2.	Dwelling Units	58,721	3,66,165	4,24,886
3.	Project Cost	5690.16	11085.87	16776.03
4.	Central Share	880.81	5492.47	6373.29
5.	State Share	3276.09	2196.99	5473.08
6.	Beneficiaries Share	1533.25	3396.41	4929.66

Project cost
(Rs.16776.03 Cr.)



- GOI share
- GOTN share
- Beneficiaries share

Projects Approved till 30th CSMC

(Rs. in Lakhs)								
Year	Vertical	No of Projects	No.of tenements / houses	Project cost	GOI Grant	State Grant	Institutional share/TDR	Beneficiaries share
2015-2016	AHP	19	10228	81265.63	15342.00	35760.56	18555.43	11607.64
	BLC	178	23785	59893.3	35677.50	14271.00	0.00	9944.80
Total		197	34013	141158.93	51019.5	50031.56	18555.43	21552.44
2016-2017	AHP	8	9888	91188.63	14832	31084.98	5208.6	40063.05
	BLC	784	177791	550308.05	266686.5	106674.6	0	176946.95
Total		792	187679	641496.68	281518.5	137759.58	5208.60	217010.00
2017-2018	AHP	77	38605	396561.97	57907.50	217755.56	19244.00	101654.91
	BLC	716	164589	498386.20	246883.50	98753.40		152749.30
Total		793	203194	894948.17	304791	316508.96	19244	254404.21
Over all	AHP	104	58721	569016.23	88081.50	284601.10	43008.03	153325.6
	BLC	1678	366165	1108587.60	549247.50	219699.00	0	339641.05
Grand Total		1782	424886	1677603.78	637329.00	504300.10	43008.03	492966.65

1ST INSTALLMENT FUNDS YET TO BE RELEASED BY GoI

Rs in lakhs

CSMC/ Date	Vertical	No of Projects	No. of units	Project Cost	Gol Grant	1st Instalment of Gol (40%)		
						Sanctioned	Released	Due
10th / 22.07.16	IV (BLC)	13	5965	17895.00	8947.50	3579.00	209.57	3369.43
21st / 24.04.17	IV (BLC)	450	23288	72469.90	34932.00	13972.80	6274.20	7698.60
	III (AHP)	6	1288	10888.11	1932.00	772.80	772.80	0.00
		456	24576	83358.01	36864.00	14745.60	7047.00	7698.60
22nd / 29.05.17	IV (BLC)	123	64192	194447.10	96288.00	38515.20	13424.57	25090.63
	III (AHP)	8	1880	15524.29	2820.00	1128.00	426.60	701.40
		131	66072	209971.39	99108	39643.20	13851.17	25792.03
24th/ 24.07.17	IV (BLC)	35	11561	34815.45	17341.50	6936.60	1378.20	5558.40
	III (AHP)	8	3813	34927.97	5719.50	2287.80	2287.80	0.00
		43	15374	69743.42	23061.00	9224.40	3666.00	5558.40
27th/ 30.10.17	IV (BLC)	50	38876	116628.00	58314.00	23325.60	10909.80	12415.80
	III (AHP)	21	17673	183810.60	26509.50	10603.80	0.00	10603.80
		71	56549	300438.60	84823.50	33929.40	10909.80	23019.60
30th/ 07.02.18	IV (BLC)	58	26672	80025.75	40008.00	16003.20	0.00	16003.20
	III (AHP)	34	13951	151411.00	20926.50	8370.60	8370.60	0.00
		92	40623	231436.75	60934.50	24373.80	8370.60	16003.20
Grand Total		806	209159	912843.17	313738.5	125495.4	44054.14	81441.26

UCs Submitted for Release of 2nd installment

(Rs. In Lakhs)

Sl. No	Vertical	No of Projects	No. of units	Project cost	Gol Grant	Gol 1st installment Released	UC for 2 nd Installment submitted	
							Sanctioned, yet to be released	To be sanctioned
1	AHP	18	9140	72297.96	13710.00	5484.00	2860.80	2623.20
2.	BLC	190	26591	69095.20	39886.50	15954.60	6000.00	9954.60
Total		208	35731	141393.16	53596.50	21438.60	8860.80	12577.80

UCs submitted for release of 2nd installment

(Rs. In Lakhs)

AHP Projects

Sl. No	City	Name of the Project	CSMC meeting	No. of units	Project cost	Gol Grant	Gol 1st installment Released	2 nd Installment	
								Sanctioned, yet to be released	To be sanctioned
1	Coimbatore	Kovaipudur	3rd / 08.12.15	672	5641.02	1008.00	403.20	403.20	
2	Tiruppur	Veerapandi		1280	9611.42	1920.00	768.00	768.00	
3	Salem	Kottagoundanpatti		292	2494.47	438.00	175.20		175.20
4	Vellore	Kulavaimedu		192	1590.23	288.00	115.20	115.20	
5	Erode	Muthampalayam Bharathi Nagar		256	2127.07	384.00	153.60	153.60	
6	Chennai	Nagooran Thottam	4th / 21.12.15	32	256.00	48.00	19.20	19.20	
7	Madurai	Poonga Nagar		76	502.00	114.00	45.60	45.60	
8	Coimabtoe	Thiru Vi Ka Nagar	5th / 25.01.16	356	2851.40	534.00	213.60	213.60	
9	Chennai	Indiragandhikuppam & Dhobikana		256	2112.00	384.00	153.60		153.60
10	Namakkal	Nagarajapuram & LBS Phase III & IV		1392	11116.48	2088.00	835.20	835.20	
11	Trichy	Nagamangalam MGR Nagar		512	3701.35	768.00	307.20	307.20	

UCs submitted for release of 2nd installment

(Rs. In Lakhs)

AHP Projects

Sl. No	City	Name of the Project	CSMC meeting	No. of units	Project cost	Gol Grant	Gol 1st installment Released	2 nd Installment	
								Sanctioned, yet to be released	To be sanctioned
12	Ramanathapuram	Pattinamkathan	9th / 26.05.16	256	2112.00	384.00	153.60		153.60
13	Nagapattinam	Sambathottam	5th / 25.01.16	336	2602.36	504.00	201.60		201.60
14	Thanjavur	Pillaiyarpatti Phase III		256	1948.35	384.00	153.60		153.60
15	Erode	Bhavani Road Phase I		448	3546.77	672.00	268.80		268.80
16	Vellore	Dhobikana	3rd / 08.12.15	224	1867.22	336.00	134.40		134.40
17	Trichy	Vannarapettai Dhobi colony	5th / 25.01.16	384	3159.38	576.00	230.40		230.40
18	Pudukottai	Narimedu		1920	15058.14	2880.00	1152.00		1152.00
TOTAL				9140	72297.66	13710.00	5484.00	2860.80	2623.20

UCs submitted for release of 2nd installment

BLC Projects

(Rs. Lakhs)

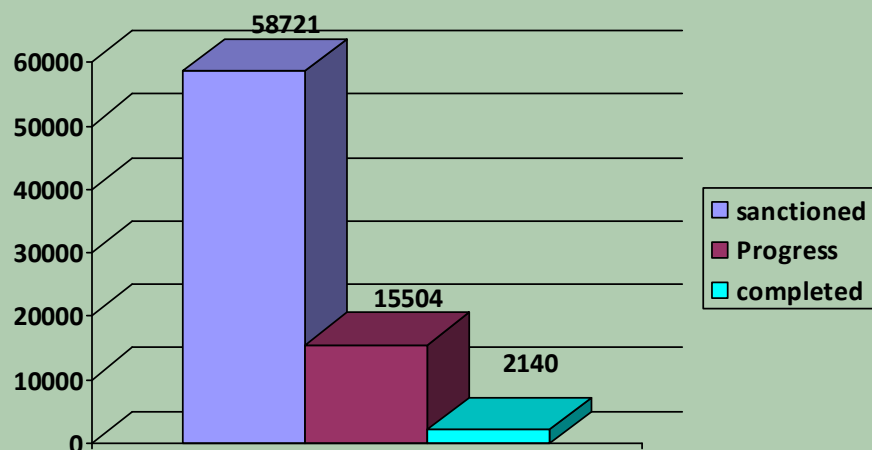
Sl. No	City	Name of the Scheme	CSMC meeting	No. of units	Project cost	Gol Grant	Gol 1st installment Released	2 nd Instalment	
								Sanctioned, yet to be released	To be sanctioned
19	Erode	Kamaraj Nagar	4th / 21.12.15	155	325.50	232.50	93.00		93.00
20	Chennai, Coimbatore, Dindigul, Madurai, Salem, Trichy, Thoothukudi & Tirunelveli	9 projects	4th / 21.12.15	6487	13622.70	9730.50	3892.20		3892.20
21	Chennai & Virudhunagar	5 Projects	5th / 25.01.16	3113	9339.00	4669.50	1867.80		1867.80
22	157 Town Panchayats	157 projects	5th / 25.01.16	10000	25300.00	15000.00	6000.00	6000.00	
23	Madurai, Ramanathapuram, Theni, Salem, Tirunelveli & Nagercoil	6 Projects	9th / 26.05.16	2578	7734.00	3867.00	1546.80		1546.80
24	Chennai, Thiruvallur, Trichirappalli, Coimbatore, Tiruppur, Udumalaipettai, Erode & Nagercoil	12 Projects	13th / 30.09.16	4258	12774.00	6387.00	2554.80		2554.80
Total (BLC)				26591	69095.20	39886.50	15954.60	6000.00	9954.60
Grand Total (AHP + BLC)				35731	141392.86	53596.50	21438.60	8860.80	12577.80

PROGRESS OF PROJECTS

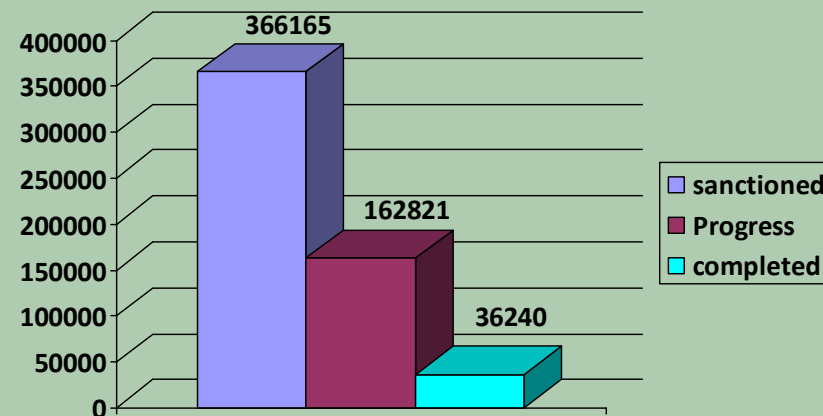


Verticals	Houses Approved	Tendered	Work order Issued	Grounded/In Progress				Completed
				Foun - dation	Lintel	Roof	Total	
AHP	58721	7204	10013	2732	-	12772	15504	2140
BLC	366165	-	264529	121625	17901	23295	162821	36240
Total	424886	7204	274542	124357	17901	36067	178325	38380
CLSS	No. of loan sanctioned		7838					

Total Expenditure so far incurred Rs. 2066.90 Cr (AHP – 719.78 Cr & BLC – 1347.12 Cr)



Vertical III - AHP



Vertical IV -BLC

STATUS OF CAPACITY BUILDING PLAN

Indicators	Current Status
Establishment of SLTC	" SLTC established with 10 professionals.
Establishment of CLTCs	" 34 CLTCs established as approved
Trainings and Workshops	" Trainings for Geo-tagging, MIS uploading & PFMS conducted. " Workshop for Emerging Technologies proposed
Exposure and Handholding Visits	" To be undertaken
Third Party Quality Monitoring Agencies (TPQMA)	" Agencies are engaged for ongoing AHP projects. " Agencies are being fixed on commencement of works.
Social Audit	" RFP will be called for engaging Independent Facilitating Agency (IFA) by 2nd week of May, 2018.
Information, Education & Communication	" Standees and information banners displaying the salient features of the mission are displayed at public places where people confluence. " Success stories are prepared narrating the outcome of the avail of the mission's benefits. " Photographs of completed DUs are taken and forwarded to Gol.

PROGRESS OF VERTICAL – II (CLSS)



Indicators	Current Status (No.)
▪ Total Demand of CLSS	4,84,105
▪ Total no of Loans Sanctioned	7838 (NHB -7789 , HUDCO - 49)
▪ Loan Amount	Rs. 1070.39 Cr
▪ Disbursed Amount	Rs. 603.74 Cr
▪ Subsidy Amount	Rs. 96.09 Cr

BRIEF OF PROJECT PROPOSALS for 33rd CSMC



(Rs. Lakhs)

Verticals	AHP	BLC (New)	Total
No. of Projects	16	130	146
No. of DUs	8090	23878	31968
Project Cost	92277.01	72394.10	164671.11
Central Share	12135.00	35817.00	47952.00
State Share	48540.00	14326.80	62866.80
Beneficiary Share	31602.01	22250.30	53852.31

Verticals	Unit Cost	Central Share	State Share	Beneficiary Share /Cross Subsidy	Completion Time
AHP	8.18 to 13.59	1.50	6.00	0.68 to 6.08	2 years
BLC	3.00 to 5.00	1.50	0.60	0.90 to 2.90	1 years

BRIEF OF PROJECT PROPOSALS



Checklist	Status (Y/N)
▪Layout plan(as per NBC norms) Attached	Yes
▪SLAC/SLSMC approval/Minutes submitted	Yes
▪Land title status (encumbrance free)	Yes
▪Beneficiary list (BLC) submitted	Yes
▪No. of Beneficiaries with Aadhar ID	Yes
▪No. of Beneficiaries with other Unique ID	Yes
▪No. of Aadhar seeded Bank accounts	Yet to be ascertained
▪Status of physical & social infrastructure	Already existing in BLC projects and are proposed in AHP projects.
▪Implementation plan/Completion period	12 months for BLC, 2 years for AHP
▪Beneficiary consent sought	Yes



**Indira Gandhi Kuppam -
Chennai**
AHP Projects





Dhobikana – Chennai
AHP Projects





KOVAIPUDUR - Coimbatore
AHP Projects





THIRU.VI.KA NAGAR -
Coimbatore
AHP Projects





VEERAPANDI- Tiruppur
AHP Projects





BHARATHI NAGAR
- Tiruppur
AHP Projects





JAYA NAGAR - Tiruppur
AHP Projects



Kilkathirpur – Kancheepuram

AHP Projects



Kilkathirpur – Kancheepuram AHP Projects



**The Principal Secretary to Govt, Hg.U & D Dept., and Principal Secretary /
Managing Director, TNSCB inspection at Kilkathirpur scheme – AHP**



**The Principal Secretary to Govt, Hg.U & D Dept., and Principal Secretary /
Managing Director, TNSCB inspection at Kilkathirpur scheme – AHP**



Kilkathirpur – Kancheepuram

AHP Project – Elevation



Kilkathirpur – Kancheepuram

AHP Project – Aerial View



Note :
Image is shown for Visual representation Purpose Only
Final Finishes will be based on Tender Specification

Manali New Town – Chennai

AHP Projects



KP Park – Chennai

AHP Projects



KP Park – Chennai

Aerial View



KP Park – Chennai

Elevation View



*Proposed 864 (Stilt+9 Floors) EWS Flats
@ K.P. Park, Chennai - PMAY-HFA
Division - III, TNSCB.*

Thailavaram – Maraimalai Nagar

AHP Projects



Nallathanneer Odai Kuppam, Chennai
480 Dus (Stilt + 10 Floors)
AHP Project under Progress



Elevation

Rajakkur – Madurai

AHP Project





POONGA NAGAR – MADURAI AHP Projects



KULAVAIMEDU- VELLORE
AHP Project



Dhobikana - Vellore

AHP Projects



Pattinamkathan - Ramanathapuram

AHP Projects



Kottagoundampatty -Salem

AHP Projects



Namakkal –Phase III

AHP Projects



Namakkal –Phase IV

AHP Projects



மாற்று வாரியம்
சேலம் கோப்டம்
அவ்வகுக்கும் வீட்டு வசதி திட்டம்

சேலம் கோப்டம் (PHASE IV)	சேலம் கோப்டம் IV மாநகரம்
பி.சி. பி.சி.டி	: 0258-256 8000/8001
புலவாசல்கள் கட்டுப்பாடு	: 192
சேலம் கோப்டம், மாநகரம்	: 14-3-2016
சேலம் குடிநீர் வழங்கல் நகரம்	: 13-3-2017

*கனம்
சேலம் கோப்டம்

Namakkal – Nagarajapuram

AHP Project



Nagamangalam MGR Nagar -Trichy

AHP Projects



Pillayarpati-Thanjavur

AHP Projects



Vannarapettai-Trichy

AHP Projects




Bodinayakkanur

AHP Projects



Chennai

kottivakkamkuppam - BLC Projects



Chennai

Kadumbadinaickerstreet - BLC Projects



Chennai

Anna Ninaivu Nagar - BLC Projects



Chennai

Maduranthagam - BLC Projects



Salem

Nehru Nagar - BLC Projects



Trichy BLC Projects



Nagercoil BLC Projects



Thoothukudi BLC Projects





THANK YOU