

PAO(Sectt.)/HUA/Admin/Advice/2020-21/1734-35

GOVERNMENT OF INDIA

PAO(Sectt.), M/o Housing & Urban Affairs

507-C(wing), Nirman Bhawan, New Delhi

Telephone No: 23062664 Fax No: 23062664

To,
The General Manager,
Reserve Bank of India,
Central Accounts Section,
Additional Office Building,
East High Court Road,
NAGPUR - 440 001

Code No:	707
Advice No:	585
Advice Date:	22/02/2021

Sir,

Please debit our account with Rs. **2,98,45,20,000/- (Two Hundred Ninety Eight Crore Forty Five Lakh Twenty Thousand Only.)** by contra credit to the following accounts of the Governments with the amounts mentioned against each:

Month and Year of Accounts: **February, 2021**

The Amount to be Settled: **February, 2021**

Sl.No.	Name of the State	State Code	Scheme Code	Amount	Sanction No. and Date
1	WEST BENGAL	116	1989-STATE AND UT GRANTS UNDER PMAY (URBAN)	2,98,45,20,000	N-11011/7/2019-HFA-III-UD (CN 9059507) dated 19/02/2021
GRAND TOTAL:				2,98,45,20,000	

Signature of the authorized official

(Pawan Kumar Bhatnagar)

Sr.Accounts Officer

1. O/o the Accountant General (A&E), West Bengal, Treasury Building, Kolkata-700001

2. Sh. Vinod Gupta, US (HFA-III), M/o HUA, Nirman Bhawan, New Delhi.

(Pawan Kumar Bhatnagar)
Sr. Accounts Officer

① AO - HFA

② Mon - Cell ~~BNDal~~
25/2/21

③ MIS - HFA

④ ~~...~~
24/2/21

F. No: N-11011/7/2019-HFA-III-UD (CN 9059507)

Government of India
Ministry of Housing and Urban Affairs
(HFA-III)

Nirman Bhawan, New Delhi.
Dated: 19 February, 2021

To

Pay and Accounts Officer (Sectt.),
Ministry of Housing and Urban Affairs,
Nirman Bhawan,
New Delhi -110011

Sub: Release of Central Assistance under Pradhan Mantri Awas Yojana-Urban [PMAY-U] Housing for All Mission to State Govt. of West Bengal for the financial year 2020-21.

Sir,

The undersigned is directed to convey the Sanction of the President of India to release of Rs. 298,45,20,000/- (Rupees Two Hundred Ninety Eight Crore Forty Five Lakh Twenty Thousand only) to State Govt. of West Bengal as 2nd instalment of central grant (Other than SC/ST Component) for Creation of Capital Assets under Pradhan Mantri Awas Yojana –Urban [PMAY-U] for the FY 2020-21.

2. The State Government of West Bengal has furnished requisite Utilization Certificate, physical progress in the projects, Action Taken Reports on the observation of Third Party Quality Monitoring Agency and other compliances as required as per scheme guidelines for release of 2nd instalment. The statement showing details of the 61 BLC projects (out of 91 BLC projects) considered in 42nd CSMC meeting against which the above Grant is released towards 2nd instalment of the Central Assistance on the basis of beneficiary data entered in MIS (as on 03.02.2021) is **annexed**.

3. Based on decision and recommendations of CSMC under Pradhan Mantri Awas Yojana –Urban [PMAY-U] in its 42nd meeting held on 30th January 2019, the amount of central grant is being released subject to the following conditions:

- i. Necessary sanctions/ approvals/ compliances required under the statutory or other regulatory regime as applicable would be obtained by the authority (ies) concerned with the project (s).
- ii. The State Government and implementing agencies shall put in place a monitoring system to ensure that the project (s) achieve scheduled milestone and envisaged outcomes including implementation of reforms and other conditionalities required under the scheme.
- iii. The State Govt./implementing agencies shall utilize the grant in accordance with the approved guidelines for the implementation of the Scheme of PMAY-U.
- iv. The State Govt./ULB shall provide funds as per approvals in the projects. The committed State share should also be released within 15 days from the date of receipt of central assistance in the SLNA account. In case of shortfall of State/ULB/IA share, corresponding amount of central assistance will be deducted from the subsequent instalment(s).
- v. The State Government shall furnish Utilization Certificates of the Grant released in the prescribed format as per GFR – 2017 to the Ministry of Housing and Urban Affairs as provided in the scheme guidelines.

[Handwritten Signature]

- vi. The funds shall be utilized for the purpose for which these are sanctioned; otherwise these will have to be refunded along with interest as per provisions for GFR-2017.
- vii. State should ensure that data entry in PMAY –U MIS portal is completed at the earliest. The said amount is being released on the basis of valid beneficiaries entered in PMAY (U)-MIS. Remaining part of 2nd instalment/Subsequent instalment will be released based on valid beneficiaries entered in PMAY –U MIS.
- viii. Where there is an element of cash transfer to individual beneficiaries, the same may be made through DBT/EAT Module of PFMS as applicable and necessary transaction details may be updated in MIS immediately after the disbursement.
- ix. The State Government shall submit an authenticated certificate from the bank showing complete details of disbursement of funds to each beneficiaries before release of subsequent instalment.
- x. The State Government shall ensure the geo-tagging of all houses approved under BLC component of PMAY-U and subsequent release by the State Government to the beneficiaries should be made in 3-4 instalments depending on the progress/stage of construction of the house.
- xi. State Government shall ensure that the specifications of the houses conform to NBC/IS Standards and that requisite infrastructure will be provided by the State Government/ULB.
- xii. State Government shall submit the Action Taken Report (ATR) on the observations/recommendations of Third Party Quality Monitoring Agency (TPQMA) for quality monitoring purpose before release of subsequent instalment.
- xiii. State Government should ensure that there is no violation of Model Code of Conduct while releasing funds to implementing Agencies/ULBs/Beneficiaries.

4. Release of the Grant may kindly be made to the State Government immediately. The funds may thereafter be released to the implementing agencies without any delay failing which the amounts would be recovered from the State Government with interest for the period of default.

5. Additional allocation through 2nd supplementary Demand for Grants 2020-21 for PMAY-U is yet to be received. Therefore, in pursuance to the DEA O.M. No. 7/41/2019-BA (Pt. I) dated 06.01.2021 conveying authorization for incurring excess expenditure of Rs. 6000.00 crore over and above BE allocation for PMAY-U by invoking Appendix-10 under Rule 61 and 69 of GFR 2017, the expenditure involved will be debited from head **3601.06.502.01.01.35 (Other than SC/ST Components)** under Demand No. 57 of M/o HUA for the year 2020-21 and will be transferred to the following head of account on regularization after receiving the 2nd SDG 2020-21:

Major Head:	3601	Grants-in-aid to State Governments
Sub-Major Head	06	Centrally Sponsored Scheme
Minor Head	101	Central Assistance / Share
Sub Head	31	Pradhan Mantri Awas Yojana -Urban
Detailed Head	01	Assistance to State Govts for PMAY-U
Object Head	31.01.35	Grants for Creation of Capital Assets

Handwritten signature

6. The amount will be credited to the State Government's account in RBI as per procedure laid down by Ministry of Finance, Department of Expenditure vide O.M. No. F-II (45/76/SC) dated 22.02.1977.


7. As per rule 236(1) of GFR, 2017, the relevant accounts of the Grantee institution(s)/ Organisation(s) shall be open to inspection by the sanctioning authority and audit, both by the Comptroller and Auditor General of India under the provision of CAG (DPC) Act 1971 and internal audit by the Principal Accounts Office of the Ministry or Department, whenever the Institution or Organisation is called upon to do so.

8. Requisite UCs for release of 2nd instalment of Central assistance has been received from the State Government of West Bengal.

9. This issues with the concurrence of the Finance Division vide their No.# 104-116 (E: 9059507) dated 18.02.2021.

10. This sanction has been registered at S.No. 317 in the Sanction Register of HFA Directorate (HFA.III Section) of the Ministry of HUA for the year 2020-21.

Yours faithfully,

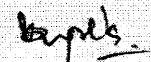


(Vinod Gupta)

Under Secretary to the Government of India
Tele No. 011-23062859

Copy to:-

1. The Principal Secretary, Urban Development & Municipal Affairs Department, Government of West Bengal, Kolkata, West Bengal.
2. Mission Director, SUDA, ILGUS Bhawan, HC-Block, Sector-3, Bidhannagar, Kolkata-700106, West Bengal.
3. Accountant General (A&E), West Bengal
4. CCA, MoHUA
5. Director, IFD, MoHUA
6. Deputy Secretary (Budget), MoHUA
7. NITI Aayog, SP Divn. / DR Divn. New Delhi
8. O/o CGA, Mahalekha Niyantarak Bhavan, New Delhi.
9. Dy. Chief (MIS/DRMC), HFA Directorate to place this sanction at appropriate place on the Website of the Ministry.
10. Director (HFA-3), MoHUA.
11. PMU (MIS), HFA Directorate
12. AO (HFA), MoHUA
13. Sanction folder.
14. File Copy



(Vinod Gupta)

Under Secretary to the Government of India

Annexure for released of 2nd Instalment in 61 BLC Projects(Out of 91 BLC projects)of West bengal approved in 42ndCSMC meeting held on 30.01.2019

S.No	City	Central Assistance (Rs. In Lakh)	No. of Beneficiary as per Annexure				MIS entry as on 03.02.2021				No of Beneficiary for which released has been considered				Already Released in 1st instalment (Rs. In Lakh)				To be released in 2nd instalment (Rs. In Lakh)					
			Other than SC/ST	SC	ST	Total	Other than SC/ST	SC	ST	Total	Other than SC/ST	SC	ST	Total	Other than SC/ST	SC	ST	Total	Instalment	Release				
1	Arambag	2,092.50	783	585	27	1395	587	465	27	1079	587	465	27	1079	587	465	27	1079	16.20	279.00	647.40	2	1	352.20
2	Ashokenagar Kalyangarh	3,483.00	1067	1245	10	2322	915	1175	8	2098	915	1175	8	2098	915	1175	8	2098	4.80	704.40	1,257.60	2	1	549.60
3	Baduria	2,077.50	1122	238	25	1385	1120	234	22	1376	1120	234	22	1376	1120	234	22	1376	13.20	140.40	825.60	2	1	672.00
4	Banura	850.50	308	258	1	567	300	249	1	550	300	249	1	550	300	249	1	550	0.60	149.40	330.00	2	1	180.00
5	Bansberia	1,380.00	920	0	0	920	864	0	0	864	864	0	0	864	864	0	0	864	-	-	518.40	2	1	518.40
6	Baranagar	180.00	120	0	0	120	91	0	0	91	91	0	0	91	91	0	0	91	-	54.60	54.60	2	1	54.60
7	Barrackpore	562.50	322	47	6	375	293	38	3	334	293	38	3	334	293	38	3	334	1.80	22.80	200.40	2	1	175.80
8	Basrhat	4,149.00	2117	638	11	2766	2117	638	10	2765	2117	638	10	2765	2117	638	10	2765	6.00	382.20	1,658.40	2	1	1,270.20
9	Beidanga	1,665.00	1023	87	0	1110	1010	85	0	1095	1010	85	0	1095	1010	85	0	1095	-	51.00	657.00	2	1	606.00
10	Bishnupur	1,762.50	693	470	12	1175	693	470	12	1175	693	470	12	1175	693	470	12	1175	7.20	282.00	705.00	2	1	415.80
11	Bolpur	1,500.00	543	442	15	1000	543	442	15	1000	543	442	15	1000	543	442	15	1000	9.00	265.20	600.00	2	1	325.80
12	Bongaon	3,721.50	1656	825	0	2481	1656	779	0	2444	1656	779	0	2444	1656	779	0	2444	-	464.40	1,458.00	2	1	993.60
13	Burniapur	1,050.00	489	158	53	700	469	110	36	615	469	110	36	615	469	110	36	615	21.60	66.00	369.00	2	1	281.40
14	Chakdaha	718.50	316	130	33	479	314	130	32	476	314	130	32	476	314	130	32	476	19.20	78.00	285.60	2	1	188.40
15	Chandpani	2,214.00	1337	333	6	1476	1337	333	6	1476	1337	333	6	1476	1337	333	6	1476	3.60	79.80	885.60	2	1	802.20
16	Chandrakona	1,492.50	676	312	7	995	602	310	6	918	602	310	6	918	602	310	6	918	3.60	186.00	544.80	2	1	355.20
17	Coopers Camp	1,203.00	128	674	0	802	123	674	0	797	123	674	0	797	123	674	0	797	-	404.40	477.60	2	1	74.40
18	Dinhata	1,033.50	586	103	0	689	586	102	0	688	586	102	0	688	586	102	0	688	-	61.20	412.80	2	1	351.60
19	Dubrajpur	1,024.50	523	150	10	683	520	152	10	682	520	150	10	682	520	150	10	682	6.00	90.00	407.40	2	1	312.60
20	Durgapur	2,250.00	1104	360	36	1500	1103	359	36	1498	1103	359	36	1498	1103	359	36	1498	21.60	213.60	897.00	2	1	661.80
21	Gayespur	1,414.50	646	292	5	943	579	258	5	842	579	258	5	842	579	258	5	842	3.00	154.80	505.20	2	1	347.40
22	Ghatal	1,126.50	596	155	0	751	551	139	0	690	551	139	0	690	551	139	0	690	-	83.40	414.00	2	1	330.60
23	Halidia	3,072.00	1653	394	1	2048	1653	393	1	2047	1653	393	1	2047	1653	393	1	2047	0.60	235.80	1,228.20	2	1	991.80
24	Haldirbari	1,137.00	460	297	1	758	460	297	1	758	460	297	1	758	460	297	1	758	0.60	178.20	454.80	2	1	276.00
25	Haora	435.00	286	4	0	290	274	3	0	277	274	3	0	277	274	3	0	277	-	1.80	165.60	2	1	165.00
26	Haringhata	1,723.50	751	301	97	1149	750	301	97	1148	750	301	97	1148	750	301	97	1148	58.20	180.60	688.80	2	1	450.00
27	Hugh-Chinsurah	1,243.50	828	1	0	829	757	1	0	758	757	1	0	758	757	1	0	758	-	0.60	454.20	2	1	454.80
28	Islampur	1,926.00	1094	186	4	1284	1053	186	4	1243	1053	186	4	1243	1053	186	4	1243	2.40	111.60	745.80	2	1	631.80
29	Jalpaiguri	3,000.00	1483	461	56	2000	1280	461	56	1797	1280	461	56	1797	1280	461	56	1797	33.60	276.60	1,075.40	2	1	769.80
30	Jangipur	1,822.50	1024	191	0	1215	1024	191	0	1215	1024	191	0	1215	1024	191	0	1215	-	114.60	729.00	2	1	614.40
31	Jhalda	1,077.00	492	218	8	718	491	218	8	717	491	218	8	717	491	218	8	717	4.80	129.00	428.40	2	1	294.60
32	Jiaganj-Azimganj	754.50	403	97	3	503	403	97	3	503	403	97	3	503	403	97	3	503	1.80	58.20	301.80	2	1	241.80
33	Kallinpong	450.00	179	59	62	300	179	56	58	293	179	56	58	293	179	56	58	293	34.20	32.40	174.00	2	1	107.40

BT

Annexure for released of 2nd instalment in 61 BLC Projects(Out of 91 BLC projects)of West bengal approved in 42ndCSMC meeting held on 30.01.2019

State Name : West Bengal , Financial Year : 2020-21, Attachment ID : EATTACHAI192023001201900035, File No. : N-110117/2019-HFA-III-UD-905907, Budget Head (OT): Annexure Attachment Date : 03/02/2021

S.No	City	Central Assistance (Rs. In Lakh)	No. of Beneficiary as per Annexure				No. of Beneficiary for which released has been considered				Already Released in 1st instalment (Rs. In Lakh)				To be released in 2nd instalment (Rs. In Lakh)					
			Other than SC/ST	SC	ST	Total	Other than SC/ST	SC	ST	Total	Other than SC/ST	SC	ST	Total	Instalment	Release	Other than SC/ST			
34	Kamarhati	1,272.00	837	6	5	848	746	6	3	755	746	6	3	755	3.60	1.80	450.60	2	1	450.00
35	Kandi	1,500.00	694	304	2	1000	690	275	2	967	690	275	2	967	164.40	1.20	571.80	2	1	421.80
36	Kharagpur	1,369.50	813	61	39	913	810	15	8	833	810	15	8	833	8.40	4.80	477.60	2	1	507.60
37	Kharar	615.00	246	162	2	410	246	162	2	410	246	162	2	410	97.20	1.20	246.00	2	1	147.60
38	Khardah	915.00	474	115	21	610	445	96	21	562	445	96	21	562	57.60	12.60	336.60	2	1	267.60
39	KochBehar	957.00	517	120	1	638	485	83	0	568	485	83	0	568	49.80	-	340.80	2	1	291.00
40	Krishnanagar	1,591.50	727	333	1	1061	727	333	1	1061	727	333	1	1061	199.80	0.60	636.60	2	1	436.20
41	Kshirpal	1,335.00	431	385	74	890	430	385	74	889	430	385	74	889	229.80	44.40	532.20	2	1	258.00
42	Kurseong	750.00	304	33	163	500	303	33	151	487	303	33	151	487	179.40	90.60	289.80	2	1	184.20
43	Madhyamgram	2,344.50	1141	390	32	1563	1141	292	32	1465	1141	292	32	1465	148.80	19.20	852.60	2	1	684.60
44	Maheshalia	3,072.00	1535	471	42	2048	1533	442	7	1982	1533	442	7	1982	264.60	4.20	1,878.00	2	1	920.40
45	Mal	1,297.50	615	155	95	865	410	155	54	619	410	155	54	619	93.00	32.40	371.40	2	1	246.00
46	Mirik (NA)	975.00	321	60	269	650	321	56	269	646	321	56	269	646	33.60	161.40	387.60	2	1	192.60
47	Murshidabad	1,728.00	854	262	36	1152	854	262	36	1152	854	262	36	1152	157.20	21.60	691.20	2	1	512.40
48	Nalhati	2,031.00	1026	326	2	1354	1026	326	2	1354	1026	326	2	1354	195.60	1.20	811.80	2	1	616.20
49	North DumDum	2,631.00	1700	53	1	1754	1634	27	1	1662	1634	27	1	1662	13.80	0.60	986.40	2	1	988.80
50	Pujali	3,223.50	1787	362	0	2149	1787	328	0	2115	1787	328	0	2115	196.20	-	1,268.40	2	1	1,072.20
51	Purulia	1,687.50	782	324	19	1125	781	324	19	1124	781	324	19	1124	194.40	11.40	674.40	2	1	488.60
52	Ramjibanpur	1,474.50	689	279	15	983	683	275	14	972	683	275	14	972	163.80	8.40	580.20	2	1	411.60
53	Rampurhat	1,873.50	668	542	39	1249	668	542	39	1249	668	542	39	1249	325.20	23.40	749.40	2	1	400.80
54	Santipur	3,291.00	1575	575	44	2194	1458	485	27	1970	1458	485	27	1970	291.00	16.20	1,182.00	2	1	874.80
55	Serampore	1,851.00	1175	59	0	1234	958	39	0	997	958	39	0	997	574.80	-	598.20	2	1	574.80
56	Sonarukhi	1,018.50	395	277	7	679	394	276	7	677	394	276	7	677	165.60	4.20	406.20	2	1	236.40
57	Suri	3,000.00	1580	395	25	2000	1580	395	25	2000	1580	395	25	2000	237.00	15.00	1,200.00	2	1	948.00
58	Taralupta	1,495.50	927	42	28	997	927	42	28	997	927	42	28	997	556.20	16.80	598.20	2	1	556.20
59	Tarakeswar	453.00	254	48	0	302	238	48	0	286	238	48	0	286	28.80	-	171.60	2	1	142.80
60	Uluberia	5,250.00	3299	201	0	3500	3299	201	0	3500	3299	201	0	3500	120.60	-	2,100.00	2	1	1,979.40
61	Uttarpara Kotrung	729.00	377	101	8	486	374	85	8	467	374	85	8	467	49.20	4.80	277.20	2	1	225.60
Total		103323.00	51471	15952	1459	68882	49654	15134	1287	66075	49645	15132	1287	66075	9034.80	771.60	39535.20			29845.20

T

Form GFR 19 – A

[See Rule 212 (1)]

Form of Utilisation Certificate

1. Certified that out of ₹ 566,23,20,000.00 (Rupees Five Hundred Sixty Six Crore Twenty three Lakh Twenty Thousand only) Grants-in-aid sanctioned during the year 2018-19 in favour of Government of West Bengal vide Ministry of Housing and Urban Affairs (MoHUA)'s Letter no. given in the table below, and ₹ 0.00 (Rupees Nil) on account of unspent balance of the previous year, a sum of ₹ 543,56,83,400 (Rupees Five Hundred Forty Three Crore Fifty Six Lakh Eighty Three Thousand Four Hundred only) has been utilized for 83 out of the 91 Projects for the purpose of Pradhan Mantri Awas Yojana (Housing for All – Urban), for which it was sanctioned and that the balance of ₹ 22,66,36,600 (Rupees Twenty Two Crore Sixty Six lakh Thirty Six Thousand Six Hundred Only) remaining unutilised at the end of the year will be adjusted towards the Grants-in-aid payable during the next year.


Sl No	Letter No. and date	Amount (Rs.)
1	N-11011/7/2019-HFA-III-UD (CN-905950)7 Dated 11.12.2020	197880000.00
2	N-11011/7/2019-HFA-III-UD (CN-9059507) Dated 28.10.2020	107700000.00
3	N-11011/7/2019-HFA-III-UD (CN-9059507 Dated 23.10.2020	226440000.00
4	N-11011/7/2019-HFA-III-UD (CN 9059507) Dated 24.09.2019	1430220000.00
5	N-11011/7/2019-HFA-III-UD (CN 9059507) Dated 26.08.2019	389580000.00
6	N-11011/7/2019-HFA-III-UD (CN 9059507) Dated 15.03.2019	3310500000.00
Total:-		5662320000.00


2. Certified that I have satisfied myself that the conditions on which the grants-in-aid was sanctioned have been duly fulfilled/ are being fulfilled and that I have exercised the following checks to see that the money was actually utilised for the purpose for which it was sanctioned.


3. Physical progress of the projects, where Government of India grants have been utilised, is en-closed.

Kinds of checks exercised

1. At least 10% of the measurements have been checked through Executive Engineer level.
2. Proper records of material testing for quality assurance are checked.
3. Proper records maintained for the material consumed on the site.
4. Beneficiary contribution has been deposited at their respective Bank accounts


Finance Officer,
SUDA
Finance Officer
State Urban Development Agency


Director, SUDA &
Mission Director,
Housing For All
Director.
State Urban Development Agency


Principal Secretary,
UD & MA
Govt. of West

Shri Khalil Ahmed, IAS
Principal Secretary
Department of Urban Development
and Municipal Affairs
Government of West Bengal

**Pradhan Mantri Awas Yojana
Housing for All (Urban) Mission Directorate**

Format for Physical Progress of Projects Approved under the Mission

Name of State: West Bengal
Name of the State Nodal Agency: State Urban Development Authority

Component I : Slum rehabilitation in partnership with Private Sector

(In Rs. Cr.)

Sl.No.	Title of the project - Beneficiary Led Construction under PMAY-HFA(U), West Bengal	No. of EWS houses Approved	Approved Project Cost	Approved Gov Support	Approved Other Funds (State Share+ ULB Share+ Beneficiary Contribution)	Funds Utilised	
						GOI	Others
NA	NA	NA	NA	NA	NA	NA	NA

Component II : Affordable Housing in Partnership

(In Rs. Cr.)

Sl.No.	Title of the project - Beneficiary Led Construction under PMAY-HFA(U), West Bengal	No. of EWS houses Approved	Approved Project Cost	Approved Gov Support	Approved Other Funds (State Share+ ULB Share+ Beneficiary Contribution)	Funds Utilised	
						GOI	Others
NA	NA	NA	NA	NA	NA	NA	NA

Component III: Subsidy for Individual Beneficiary for House construction/ enhancement

A) Financial Progress of different Urban Local Bodies							(In Rs. Cr.)	
Sl.No.	Title of the project - Beneficiary Led Construction under PMAY-HFA(U), West Bengal	No. of EWS houses Approved	Approved Project Cost	Approved Gov Support	Approved Other Funds (State Share+ ULB Share+ Beneficiary Contribution)	Funds Utilised		
						GOI	Others	
1	Arambagh Municipality	1395	56.47	2.20	3.47	2.09	3.30	
2	Ashoknagar Kalyangarh Municipality	2322	93.99	8.97	17.44	8.97	16.54	
3	Baduria Municipality	1385	56.06	15.98	24.02	14.64	24.10	
4	Baidyabati Municipality	1880	76.10	2.55	4.23	1.98	3.43	
5	Bankura Municipality	567	22.95	4.97	6.89	3.34	5.41	
6	Bansberia Municipality	920	37.24	3.26	4.65	3.09	2.91	
7	Baranagar Municipality	120	4.86	0.42	0.63	0.42	0.63	
8	Barasat Municipality	1676	67.84	0.00	0.00	0.00	0.00	
9	Barrackpore Municipality	375	15.18	0.95	2.16	0.94	1.82	
10	Baruipur Municipality	724	29.31	1.55	2.85	1.55	2.59	
11	Basirhat Municipality	2766	111.97	16.22	25.57	16.22	25.57	
12	Beldanga Municipality	1110	44.93	14.26	20.99	13.00	20.97	
13	Berhampore Municipality	682	27.61	0.00	0.00	0.00	0.00	
14	Bhatpara Municipality	607	24.57	1.62	2.77	1.60	2.54	
15	Bishnupur Municipality	1175	47.56	12.64	16.36	10.45	15.38	
16	Bolpur Municipality	1000	40.48	10.52	16.98	10.52	16.98	
17	Bongaon Municipality	2481	100.43	21.85	22.97	21.85	24.97	
18	Budge Budge Municipality	724	29.31	1.34	2.23	0.00	0.00	
19	Buniyadpur Municipality	700	28.34	2.51	4.46	2.51	4.46	
20	Chakdah Municipality	479	19.39	2.89	4.80	2.26	3.75	
21	Champdany Municipality	1476	59.75	13.41	16.55	11.80	15.83	
22	Chandrakona Municipality	995	40.28	4.04	6.72	2.66	4.42	

A) Financial Progress of different Urban Local Bodies						(In Rs. Cr.)	
Sl.No.	Title of the project - Beneficiary Led Construction under PMAY-HFA(U), West Bengal	No. of EWS houses Approved	Approved Project Cost	Approved Govt Support	Approved Other Funds (State Share+ ULB Share+ Beneficiary	Funds Utilised	
						GOI	Others
23	Coochbehar Municipality	638	25.83	1.04	1.73	0.86	1.43
24	Coopers Camp Municipality	802	32.46	8.88	14.75	7.98	13.25
25	Dainhat Municipality	563	22.79	5.33	8.07	3.87	6.02
26	Dankuni Municipality	1331	53.88	3.14	5.22	0.36	0.60
27	Dhuliyon Municipality	3200	129.54	11.00	18.04	11.00	18.04
28	Dhupguri Municipality	2395	96.95	0.00	0.00	0.00	0.00
29	Dinhata Municipality	689	27.89	5.26	8.71	4.99	8.41
30	Dubrajpur Municipality	683	27.65	2.42	3.80	2.42	3.64
31	Dum Dum Municipality	85	3.44	0.15	0.26	0.00	0.00
32	Durgapur Municipal Corporation	1500	60.72	12.82	23.73	8.24	16.03
33	English Bazar Municipality	819	33.15	0.96	1.60	0.96	1.60
34	Gangarampur Municipality	665	26.92	0.00	0.00	0.00	0.00
35	Garulia Municipality	401	16.23	1.14	1.90	0.63	1.05
36	Gayeshpur Municipality	943	38.17	5.90	9.60	4.72	7.76
37	Ghatala Municipality	751	30.40	6.26	10.39	5.60	9.30
38	Gobardanga Municipality	799	32.34	0.00	0.00	0.00	0.00
39	Habra Municipality	1755	71.04	7.14	10.07	7.14	12.79
40	Haldia Municipality	2048	82.90	12.95	11.66	10.42	13.40
41	Haldibari Municipality	758	30.68	4.23	4.40	2.84	5.80
42	Hatisahar Municipality	1364	55.21	2.53	4.20	0.11	0.18
43	Haringhata Municipality	1149	46.51	13.79	22.79	13.79	21.81
44	Hoogly Chinsurah Municipality	829	33.56	4.19	6.95	3.03	5.03
45	Howrah Municipal Corporation	290	11.74	0.66	1.10	0.29	0.47
46	Islampur Municipality	1284	51.98	2.31	4.26	2.24	4.16
47	Jaipaguri Municipality	2000	80.96	4.15	6.89	2.46	4.08
48	Jangpur Municipality	1215	49.18	16.45	21.44	15.54	21.50
49	Jhalda Municipality	718	29.06	1.84	3.19	1.61	2.86
50	Jaganj Azimganj Municipality	503	20.36	3.17	5.13	3.17	4.85
51	Kalimpong Municipality	300	14.57	2.50	7.16	2.02	4.52
52	Kalna Municipality	1100	44.53	5.71	8.71	4.03	6.55
53	Kalyani Municipality	865	35.02	0.00	0.00	0.00	0.00
54	Kamarhati Municipality	848	34.33	2.01	2.92	1.97	2.86
55	Kanchrapara Municipality	205	8.30	1.13	1.86	0.77	1.34
56	Kandi Municipality	1000	40.48	7.65	12.71	7.09	11.77
57	Katwa Municipality	1237	50.07	4.34	7.21	3.32	5.52
58	Kharagpur Municipality	913	36.96	4.79	7.95	3.13	5.20
59	Kharar Municipality	410	16.60	4.02	6.83	3.71	5.63
60	Khardah Municipality	610	24.69	2.29	3.80	1.97	3.28
61	Khripai Municipality	890	36.03	6.27	9.73	6.27	7.18
62	Krishnanagar Municipality	1061	42.95	14.74	15.94	13.73	15.85
63	Kurseong Municipality	500	2.25	0.75	2.15	0.75	2.13
64	Madhyangram Municipality	1563	63.27	6.12	8.53	3.07	6.16
65	Maheshtala Municipality	2048	82.90	9.06	14.28	9.06	14.28
66	Mal Municipality	865	35.02	5.87	17.13	6.33	1.20
67	Midnapore Municipality	1092	44.20	2.42	4.01	0.60	0.99
68	Mirk N.A.A	650	31.57	5.37	12.02	4.31	9.65
69	Murshidabad Municipality	1152	46.63	6.56	8.54	6.56	8.54
70	Naihati Municipality	890	36.03	4.93	6.30	4.00	5.10
71	Nalhati Municipality	1354	54.81	5.87	10.95	5.87	10.95

A) Financial Progress of different Urban Local Bodies						(In Rs. Cr.)	
Sl.No.	Title of the project - Beneficiary Led Construction under PMAY-HFA(U), West Bengal	No. of EWS houses Approved	Approved Project Cost	Approved GoI Support	Approved Other Funds (State Share+ ULB Share+ Beneficiary Contribution)	Funds Utilised	
						GoI	Others
72	New Barrackpore Municipality	308	12.47	0.32	0.53	0.00	0.00
73	North Barrackpore Municipality	459	18.58	0.71	1.17	0.00	0.00
74	North Dum Dum Municipality	1754	71.00	14.35	21.99	11.78	18.06
75	Old Malda Municipality	789	31.94	9.69	5.79	9.69	5.07
76	Pujali Municipality	2149	86.99	8.00	13.20	7.43	12.25
77	Purulia Municipality	1125	45.54	12.61	19.89	12.61	19.89
78	Raghunathpur Municipality	750	30.36	0.00	0.00	0.00	0.00
79	Raiganj Municipality	2448	99.10	3.29	7.09	2.49	5.95
80	Ramjibanpur Municipality	983	39.79	2.81	4.67	1.76	2.92
81	Rampurhat Municipality	1249	50.56	8.46	12.69	6.81	11.40
82	Santipur Municipality	2194	88.81	19.29	19.44	19.29	19.26
85	Sreerampore Municipality	2730	110.51	3.18	5.66	2.91	4.93
83	Siliguri Municipal Corporation	679	27.49	3.25	9.09	1.37	3.83
84	Sonamukhi Municipality	1234	49.95	6.82	11.23	6.78	11.19
86	Suri Municipality	2000	80.96	20.53	26.41	17.40	28.28
87	Tamralipta Municipality	997	40.36	5.70	9.47	4.07	6.76
88	Tarakeshwar Municipality	302	12.22	2.04	3.61	1.76	2.74
89	Tufanganj Municipality	478	19.35	0.00	0.00	0.00	0.00
90	Uluberia Municipality	3500	141.68	28.01	51.24	28.01	51.24
91	Uttarpara Kotrung Municipality	486	19.67	2.06	1.99	2.06	1.99

B) Physical progress of different Urban Local Bodies

Sl.No.	Physical progress2 Title of the project-Beneficiary Led Construction Under PMAY HFA (U), WEST BENGAL	No. of Houses					
		1	2	3	4	5	6
1	Arambagh Municipality	59	17	75	0	0	93
2	Ashoknagar Kalyangarh Municipality	1740	271	5	0	0	0
3	Baduria Municipality	75	163	653	0	0	368
4	Baidyabati Municipality	56	89	37	0	0	22
5	Bankura Municipality	114	196	92	0	0	10
6	Bansberia Municipality	6	22	133	0	0	21
7	Baranagar Municipality	7	15	25	0	0	0
8	Barasat Municipality	0	0	0	0	0	0
9	Barrackpore Municipality	44	46	3	0	0	0
10	Baruipur Municipality	140	8	0	0	0	0
11	Basirhat Municipality	2217	218	12	0	0	1
12	Beldanga Municipality	9	30	470	0	0	536
13	Berhampore Municipality	0	0	0	0	0	0
14	Bhatpara Municipality	225	12	2	0	0	0
15	Bishnupur Municipality	138	54	277	0	0	536
16	Bolpur Municipality	9	20	124	0	0	707
17	Bongaon Municipality	42	53	124	0	0	1387
18	Budge Budge Municipality	0	0	0	0	0	0
19	Buniyadpur Municipality	139	63	28	0	0	6
20	Chakdah Municipality	451	6	0	0	0	0
21	Chandpany Municipality	259	397	562	0	0	175
22	Chandrakona Municipality	43	82	202	0	0	8
23	Coochbehar Municipality	29	11	29	0	0	11
24	Coopers Camp Municipality	10	60	157	0	0	465
25	Dainhat Municipality	282	200	53	0	0	1
26	Dankuni Municipality	25	0	0	0	0	0
27	Dhuliyani Municipality	1149	248	60	0	0	0
28	Dhupguri Municipality	0	0	0	0	0	0
29	Dinhata Municipality	280	153	90	0	0	26
30	Dubrajpur Municipality	82	128	163	0	0	22
31	Dum Dum Municipality	0	0	0	0	0	0
32	Durgapur Municipal Corporation	111	234	625	0	0	106
33	English Bazar Municipality	0	0	0	0	0	0
34	Gangarampur Municipality	5	0	0	0	0	0
35	Garulia Municipality	132	13	0	0	0	0
36	Gayeshpur Municipality	214	272	159	0	0	5
37	Ghatal Municipality	66	372	294	0	0	18
38	Gobardanga Municipality	0	0	0	0	0	0
39	Habra Municipality	390	512	230	0	0	2
40	Haldia Municipality	1816	24	6	0	0	0
41	Haldibari Municipality	446	16	40	0	0	6
42	Halisahar Municipality	46	6	2	0	0	0
43	Haringhata Municipality	20	62	129	0	0	926
44	Hoogly Chinsurah Municipality	29	63	225	0	0	19
45	Howrah Municipal Corporation	34	22	16	0	0	0
46	Islampur Municipality	257	140	40	0	0	0
47	Jalpaiguri Municipality	1095	111	0	0	0	0

B) Physical progress of different Urban Local Bodies

Sl.No.	Physical progress2 Title of the project-Beneficiary Led Construction Under PMAY HFA (U), WEST BENGAL	No. of Houses					
		1	2	3	4	5	6
48	Jangipur Municipality	21	303	700	0	0	191
49	Jhalda Municipality	12	4	2	0	0	1
50	Jiaganj Azimganj Municipality	12	29	299	0	0	0
51	Kalimpong Municipality	13	27	138	0	0	57
52	Kalna Municipality	659	249	20	0	0	0
53	Kalyani Municipality	0	0	0	0	0	0
54	Kamarhati Municipality	40	50	45	0	0	27
55	Kanchrapara Municipality	11	2	57	0	0	31
56	Kandi Municipality	185	338	388	0	0	2
57	Katwa Municipality	280	130	142	0	0	35
58	Kharagpur Municipality	124	92	129	0	0	120
59	Kharar Municipality	54	59	173	0	0	64
60	Khardah Municipality	92	38	118	0	0	17
61	Khirpai Municipality	158	137	309	0	0	27
62	Krishnanagar Municipality	0	0	0	0	0	983
63	Kurseong Municipality	5	34	23	0	0	1
64	Madhyamgram Municipality	1000	0	0	0	0	0
65	Maheshtala Municipality	845	456	152	0	0	10
66	Mal Municipality	198	187	132	0	0	281
67	Midnapore Municipality	0	0	0	0	0	0
68	Mirik N.A.A	10	190	215	0	0	0
69	Murshidabad Municipality	753	124	72	0	0	13
70	Naihati Municipality	42	73	354	0	0	0
71	Naihati Municipality	893	350	25	0	0	2
72	New Barrackpore Municipality	0	0	0	0	0	0
73	North Barrackpore Municipality	0	0	0	0	0	0
74	North Dum Dum Municipality	288	159	225	0	0	722
75	Old Malda Municipality	69	121	263	0	0	282
76	Pujali Municipality	923	176	22	0	0	1
77	Purulia Municipality	51	102	394	0	0	381
78	Raghunathpur Municipality	0	0	0	0	0	0
79	Raiganj Municipality	15	2	2	0	0	1
80	Ramjibanpur Municipality	222	148	52	0	0	1
81	Rampurhat Municipality	153	275	420	0	0	60
82	Santipur Municipality	0	652	1150	0	0	0
83	Siliguri Municipal Corporation	70	5	0	0	0	0
84	Sonamukhi Municipality	65	12	101	0	0	389
85	Sreerampore Municipality	152	150	105	0	0	68
86	Suri Municipality	180	483	1027	0	0	229
87	Tamralipta Municipality	595	265	60	0	0	3
88	Tarakeshwar Municipality	8	9	122	0	0	50
89	Tufanganj Municipality	0	0	0	0	0	0
90	Uluberia Municipality	0	0	717	0	0	2783
91	Uttarpara Kotrung Municipality	1	120	44	0	0	9

2Ground Level: 01, Plinth Level: 02, Roof Level: 03, Finishing Stage: 04, Superstructure completed (For multistory only): 05 and Completed: 06

