

PAO(Sectt.)/UD/Admin/Advice/2018-19/848-49

## GOVERNMENT OF INDIA

PAO(Sectt.), M/o Housing and Urban Affairs

507-C(wing), Nirman Bhawan, New Delhi

Telephone No: 23062664 Fax No: 23062664

To,  
The General Manager,  
Reserve Bank of India,  
Central Accounts Section,  
Additional Office Building,  
East High Court Road,  
NAGPUR - 440 001

Code No:	707
Advice No:	248
Advice Date:	30/07/2018

Sir,

Please debit our account with Rs. **36,32,40,000/- (Thirty Six Crore Thirty Two Lakh Forty Thousand Only.)** by contra credit to the following accounts of the Governments with the amounts mentioned against each:

Month and Year of Accounts: **July, 2018**The Amount to be Settled: **July, 2018**

Sl.No.	Name of the State	State Code	Scheme Code	Amount	Sanction No. and Date
1	WEST BENGAL	116	1989-STATE AND UT GRANTS UNDER PMAY (URBAN)	36,32,40,000	N-11012/55/2018-HFA-III-UD (E 9045322) dated 27/07/2018
<b>GRAND TOTAL:</b>				<b>36,32,40,000</b>	

Signature of the authorized official



(Jyoti Vinod)

Sr. Accounts Officer

1 O/o the Accountant General (A&E), West Bengal, Treasury Building, Kolkata-700001  
2. Vinod Gupta, US, HFA-III, M/o Housing and Urban Affairs, New Delhi



(Jyoti Vinod)

Sr. Accounts Officer

① AO (HFA)

② Man-Cell ~~BUDG~~ 9/8/17

③ MIS- HFA






Government of India  
Ministry of Housing and Urban Affairs  
(HFA-III)

Nirman Bhawan, New Delhi.

Dated: 27 July, 2018

To

**Pay and Accounts Officer (Sectt.),**  
Ministry of Housing and Urban Affairs,  
Nirman Bhawan,  
New Delhi -11

**Sub: Release of Central Assistance under Pradhan Mantri Awas Yojana (PMAY) (Urban) - Housing for All Mission to State Govt. of West Bengal for the financial year 2018-19.**

Sir,

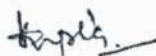
The undersigned is directed to convey the Sanction of the President of India to the release of **Rs. 36,32,40,000 /- (Rupees Thirty Six Crore Thirty Two Lakh Forty Thousand Only) to State Govt. of West Bengal** as part of 1<sup>st</sup> instalment of central grant for Creation of Capital Assets under Pradhan Mantri Awas Yojana (PMAY) (Urban) for the FY 2018-2019.

2. The statement showing details of the **86 BLC** projects against which the above Grant is released towards 1<sup>st</sup> instalment of the Central Assistance is **annexed**.

3. Based on decision and recommendations of CSMC under Pradhan Mantri Awas Yojana (PMAY) (Urban) in its **32<sup>nd</sup> meeting held on 26<sup>th</sup> March, 2018**, the amount of central grant is being released subject to the following conditions:

- i. Necessary sanctions/ approvals/ compliances required under the statutory or other regulatory regime as applicable would be obtained by the authority (ies) concerned with the project (s).
- ii. The State Government and implementing agencies shall put in place a monitoring system to ensure that the project (s) achieve scheduled milestone and envisaged outcomes including implementation of reforms and other conditionalities required under the scheme.
- iii. The State Govt./implementing agencies shall utilize the grant in accordance with the approved guidelines for the implementation of the Scheme of PMAY(U).
- iv. The State Govt./ULB shall provide funds as per approvals in the projects.
- v. The State Government shall furnish Utilization Certificates of the Grant released in the prescribed format (form 19-A) as per GFR – 2017 and as provided in the scheme guidelines.
- vi. The funds shall be utilized for the purpose for which these are sanctioned; otherwise these will have to be refunded along with interest as per provisions for GFR-2017.
- vii. State should ensure that data entry in PMAY(U) – MIS portal are completed at the earliest. The said amount is being released on the basis of valid beneficiaries entered in PMAY(U)-MIS. Remaining part of 1<sup>st</sup> instalment/Subsequent instalment will be released based on valid beneficiaries entered in PMAY(U)-MIS.
- viii. The agencies responsible for implementation of PMAY(U) should get themselves registered on PFMS portal.
- ix. Transfers of funds to different entities and individual beneficiaries shall be made through PFMS/DBT, as applicable.

4. Release of the Grant may kindly be made to the State Government immediately. The funds may thereafter be released to the implementing agencies without any delay failing which the amounts would be recovered from the State Government with interest for the period of default.



5. The amount is debitable from the account of the Central Government in the books under the following Head of Account under Demand No. 56 of M/o Housing and Urban Affairs for the year 2018-19:

<b>Major Head:</b>	<b>3601</b>	Grants-in-aid to State Governments
<b>Sub-Major Head</b>	<b>06</b>	Centrally Sponsored Schemes
<b>Minor Head</b>	<b>101</b>	Central Assistance/Share
<b>Sub Head</b>	<b>31</b>	Pradhan Mantri Awas Yojana (Urban)
<b>Detailed Head</b>	<b>01</b>	<b>Assistance to State Governments for PMAY (U)</b>
<b>Object Head</b>	<b>31.01.35</b>	Grants for Creation of Capital Assets

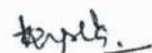
6. The amount will be credited to the State Government's account in RBI as per procedure laid down by Ministry of Finance, Department of Expenditure vide O.M. No. F-II (45/76/SC) dated 22.02.1977.

7. This being the first instalment of the grant under PMAY (U), no UC is pending from the State Government against these projects.

8. This issues with the concurrence of the Finance Division vide their Note No. 6-9 (E: 9045322) dated 20.06.2018.

9. This sanction has been registered at S.No.120 in the Sanction Register of HFA Directorate (HFA.III Section) of the Ministry of HUA for the year 2018-19.

Yours faithfully,

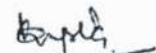


(Vinod Gupta)

Under Secretary to the Government of India  
Tele No. 011-23062859

Copy to:-

1. The Secretary, Urban Development & Municipal Affairs Department, Government of West Bengal, Kolkata, West Bengal.
2. Mission Director, SUDA, ILGUS Bhawan, HC-Block, Sector-3, Bidhannagar, Kolkata-700106, West Bengal.
3. Accountant General (A&E), West Bengal.
4. NITI Aayog, SP Divn. / DR Divn. New Delhi
5. CGM, RBI, CAS, Nagpur
6. Budget Division M/o HUA
7. Director, IFD, M/o HUA
8. DDO, M/o Housing & Urban Affairs, Section Officer (Admn- II), Nirman Bhawan, New Delhi
9. DS (HFA-3), MoHUA.
10. PMU (MIS), HFA Directorate to place this sanction at appropriate place on the Website of the Ministry.
11. Dy. Chief MIS, HFA Directorate
12. Sanction folder.



(Vinod Gupta)

Under Secretary to the Government of India

Jaynagar	1050	700	556	34	0	522	333.60	20.40	0.00	313.20	20.40	0.00	310.80	0.00	0.00	0.00	0.00	0.00
39 Mazilpur	1050	700	699	96	1	602	419.40	57.60	0.60	361.20	57.60	0.60	361.20	0.00	0.00	0.00	0.00	0.00
40 Jangipur	1200	800	425	77	16	332	255.00	46.20	9.60	199.20	0.00	0.00	0.00	46.20	9.60	199.20	0.00	0.00
41 Jhargram																		
42 Jharganj-Azimganj	1500	1000	999	299	19	681	599.40	179.40	11.40	408.60	179.40	11.40	408.60	0.00	0.00	0.00	0.00	0.00
43 Kaliaganj	1500	1000	506	155	0	351	303.60	93.00	0.00	210.60	0.00	0.00	0.00	93.00	0.00	210.60	0.00	0.00
44 Kallimpong	450	300	274	71	43	160	164.40	42.60	25.80	96.00	42.60	25.20	91.80	0.00	0.60	4.20	0.00	4.20
45 Kamarhati	900	600	546	0	0	546	327.60	0.00	0.00	327.60	0.00	0.00	274.80	0.00	0.00	52.80	0.00	52.80
46 Kanchrapara	375	250	149	42	0	107	89.40	25.20	0.00	64.20	0.00	0.00	0.00	25.20	0.00	64.20	0.00	64.20
47 Kandi	1500	1000	838	351	7	480	502.80	210.60	4.20	288.00	226.20	4.20	268.20	0.00	0.00	19.80	0.00	19.80
48 Katwa	1050	700	653	107	0	546	391.80	64.20	0.00	327.60	63.60	0.00	327.60	0.60	0.00	0.00	0.00	0.00
49 Kharagpur	1350	900	682	22	17	643	409.20	13.20	10.20	385.80	0.00	0.00	0.00	13.20	5.20	385.80	0.00	385.80
50 Kharer	300	200	195	79	0	116	117.00	47.40	0.00	69.60	0.00	0.00	0.00	47.40	0.00	69.60	0.00	69.60
51 Khardah	675	450	393	18	25	350	235.80	10.80	15.00	210.00	2.40	0.00	216.60	8.40	15.00	0.00	0.00	0.00
52 Kshirpai	1050	700	692	296	51	345	415.20	177.60	30.60	207.00	177.60	30.60	207.00	0.00	0.00	0.00	0.00	0.00
53 Kolkata	1500	1000	721	102	1	618	432.60	61.20	0.60	370.80	55.20	0.60	288.60	6.00	0.00	82.20	0.00	82.20
54 Konnagar	900	600	403	2	0	401	241.80	1.20	0.00	240.60	0.60	0.00	223.80	0.60	0.00	0.00	0.00	0.00
55 Krishnanagar	1500	1000	1000	384	5	611	600.00	230.40	3.00	366.60	229.80	3.00	366.00	0.60	0.00	0.00	0.00	0.00
56 Maheshtala	1500	1000	990	172	5	813	594.00	103.20	3.00	487.80	102.60	2.40	486.60	0.60	0.60	1.20	0.00	1.20
57 Medinipur	1200	800	778	82	27	669	466.80	49.20	16.20	401.40	48.60	16.20	396.60	0.60	0.00	4.80	0.00	4.80
58 Mirik (NA)	450	300	288	34	124	130	172.80	20.40	74.40	78.00	20.40	73.20	78.00	0.00	1.20	0.00	0.00	0.00
59 Murshidabad	1350	900	885	567	41	277	531.00	340.20	24.60	166.20	271.80	24.00	132.60	68.40	0.60	33.60	0.00	33.60
60 Nalhati	1050	700	489	162	3	324	293.40	97.20	1.80	194.40	97.20	1.80	194.40	0.00	0.00	0.00	0.00	0.00
North																		
61 Barrackpore	1050	700	599	83	1	515	359.40	49.80	0.60	309.00	49.80	0.60	226.20	0.00	0.00	82.80	0.00	82.80
62 Old Malda	1200	800	660	147	3	510	396.00	88.20	1.80	306.00	84.60	1.80	289.80	3.60	0.00	15.20	0.00	15.20
63 Panlhati	1500	1000	903	0	0	903	541.80	0.00	0.00	541.80	0.00	0.00	433.80	0.00	0.00	108.00	0.00	108.00
64 Pujali	750	500	499	103	0	396	299.40	61.80	0.00	237.60	49.80	0.00	177.00	12.00	0.00	60.60	0.00	60.60
65 Raghunathpur	600	400	398	170	1	227	238.80	102.00	0.60	136.20	102.00	0.60	135.60	0.00	0.00	0.60	0.00	0.60
66 Raiganj	1350	900	859	102	3	754	515.40	61.20	1.80	453.40	61.20	1.80	451.80	0.00	0.00	0.60	0.00	0.60
67 Ramjibampur	900	600	509	157	3	349	305.40	94.20	1.80	209.40	0.00	0.00	0.00	94.20	1.80	253.60	0.00	253.60
68 Rampurhat	1350	900	899	318	23	558	539.40	190.80	13.80	334.80	190.80	13.80	334.80	0.00	0.00	0.00	0.00	0.00
69 Rishra	1200	800	800	49	16	735	480.00	29.40	9.60	441.00	29.40	9.60	441.00	0.00	0.00	0.00	0.00	0.00
70 Sainthia	1350	900	878	412	9	457	526.80	247.20	5.40	274.20	169.80	29.40	237.00	77.40	0.00	37.20	0.00	37.20
71 Santipur	1200	800	724	221	10	493	434.40	132.60	6.00	295.80	0.00	0.00	0.00	132.60	6.00	295.80	0.00	295.80
72 Serampore	750	500	399	18	0	381	239.40	10.80	0.00	228.60	10.80	0.00	223.20	0.00	0.00	5.40	0.00	5.40
73 Sonamukhi	600	400	400	175	3	222	240.00	105.00	1.80	133.20	104.40	1.80	133.20	0.60	0.00	0.00	0.00	0.00
74 Tamralipta	900	600	600	38	7	555	360.00	22.80	4.20	333.00	22.80	4.20	333.00	0.00	0.00	0.00	0.00	0.00
75 Tufanganj	300	200	146	33	0	113	87.60	19.80	0.00	67.80	19.80	0.00	67.80	0.00	0.00	0.00	0.00	0.00
Uttarpara																		
76 Kotrung	450	300	299	32	0	267	179.40	19.20	0.00	160.20	19.20	0.00	160.20	0.00	0.00	0.00	0.00	0.00
		52127	46736	11264	863	34609	28041.60	6758.40	517.80	20765.40	5370.60	436.20	17133.00	1387.80	81.60	3632.40	0.00	3632.40

\* Out of approved 86 BLC projects details of 76 BLC projects have been entered in PMAY-MIS as on 24.07.2018.

87

Annexure to sanction order No. N-11012/55/2018-HFA-III-UD [E: 9045322]

West Bengal																	
Sr. No.	City_Name	Central Assistance	No_of Beneficiary As Per DPR	No Of Unique Beneficiary Attach	SC	ST	Other than SC/ST	Admissible release on the basis of MIS entry (Rs. in Lakh)	Admissible release in SC Component (Rs. in Lakh)	Admissible release in ST Component (Rs. in Lakh)	Admissible release in other than SC/ST Component (Rs. in Lakh)	Already released in SC Component (Rs. in Lakh)	Already released in ST Component (Rs. in Lakh)	Already released in other than SC/ST Component (Rs. in Lakh)	To be released in SC Component (Rs. in Lakh)	To be released in ST Component (Rs. in Lakh)	To be released in other than SC/ST Component (Rs. in Lakh)
1	Alipurduar	1500	1000	621	48	0	573	372.60	28.80	0.00	343.80	28.80	0.00	343.80	0.00	0.00	0.00
2	Arzmbag	1350	900	809	304	13	492	485.40	182.40	7.80	295.20	182.40	7.80	295.20	0.00	0.00	0.00
3	Ashokenagar	1380	920	903	205	9	689	541.80	123.00	5.40	413.40	109.80	5.40	378.00	13.20	0.00	35.40
4	Baduria	1050	700	689	125	5	559	413.40	75.00	3.00	335.40	75.00	3.00	335.40	0.00	0.00	0.00
5	Baishyabati	750	500	500	1	0	499	300.00	0.60	0.00	299.40	0.60	0.00	299.40	0.00	0.00	0.00
6	Bankura	834	556	459	213	0	246	275.40	127.80	0.00	147.60	118.80	0.00	139.20	9.00	0.00	8.40
7	Bansberia	1200	800	729	296	5	428	437.40	177.60	3.00	256.80	0.00	0.00	177.60	3.00	0.00	256.80
8	Baranagar	132	88	77	0	0	77	46.20	0.00	0.00	46.20	0.00	0.00	46.20	0.00	0.00	0.00
9	Barasat	1500	1000	762	274	4	484	457.20	164.40	2.40	290.40	0.00	0.00	290.40	132.00	2.40	290.40
10	Barrackpore	975	650	618	40	2	576	370.80	24.00	1.20	345.60	21.00	1.20	249.60	3.00	0.00	96.00
11	Barulpur	481.5	321	232	72	1	159	139.20	43.20	0.60	95.40	0.00	0.00	95.40	43.20	0.60	95.40
12	Beldanga	1350	900	768	60	5	703	460.80	36.00	3.00	421.80	28.80	0.00	218.40	7.20	3.00	203.40
13	Bhatpara	900	600	484	33	4	447	290.40	19.80	2.40	268.20	12.00	3.00	190.80	7.80	0.00	77.40
14	Bishnupur	900	600	599	257	7	335	359.40	154.20	4.20	201.00	154.20	4.20	201.00	0.00	0.00	0.00
15	Bolpur	1500	1000	1000	471	1	528	600.00	282.60	0.60	316.80	246.60	0.00	286.20	36.00	0.60	30.60
16	Buniadpur	1050	700	650	232	47	371	390.00	139.20	28.20	222.60	69.20	28.20	222.60	0.00	0.00	0.00
17	Chakdaha	718.5	479	476	106	26	344	285.60	63.60	15.60	206.40	62.40	14.40	206.40	1.20	1.20	0.00
18	Chandernagore	900	600	600	157	0	443	360.00	94.20	0.00	265.80	57.00	3.00	127.20	37.20	0.00	138.60
19	Chandernagore	1350	900	805	60	1	744	483.00	36.00	0.60	446.40	52.80	0.60	358.80	0.00	0.00	87.60
20	Chandrakona	1462.5	975	735	367	16	352	441.00	220.20	9.60	211.20	0.00	0.00	220.20	220.20	7.00	180.20
21	Cortal	1350	900	865	6	3	856	519.00	3.60	1.80	513.60	3.60	1.80	487.20	0.00	0.00	26.40
22	Coopers Camp	585	390	383	320	0	63	229.80	192.00	0.00	37.80	163.80	0.00	31.80	28.20	0.00	6.00
23	Dainhat	750	500	496	245	2	249	297.60	147.00	1.20	149.40	147.00	1.20	149.40	0.00	0.00	0.00
24	Dalkhola	960	640	611	179	9	423	366.60	107.40	5.40	253.80	107.40	5.40	253.80	0.00	0.00	0.00
25	Dinhata	600	400	397	52	1	344	238.20	31.20	0.60	206.40	31.20	0.60	206.40	0.00	0.00	0.00
26	Domkal	1417.5	945	945	1	1	943	567.00	0.60	0.60	565.80	0.60	0.60	547.80	0.00	0.00	18.00
27	Dubrajpur	1500	1000	995	267	12	716	597.00	160.20	7.20	429.60	160.20	7.20	429.60	0.00	0.00	0.00
28	Dum Dum	618	412	401	9	0	392	240.60	5.40	0.00	235.20	2.40	0.00	219.00	3.00	0.00	16.20
29	Egra	1200	800	800	100	7	693	480.00	60.00	4.20	415.80	60.00	4.20	415.80	0.00	0.00	0.00
30	Garulia	900	600	600	118	0	482	360.00	70.80	0.00	289.20	70.80	0.00	289.20	0.00	0.00	0.00
31	Gavespur	1050	700	687	213	5	469	412.20	127.80	3.00	281.40	126.60	3.00	273.00	1.20	0.00	8.40
32	Ghatat	1050	700	439	98	1	340	263.40	58.80	0.60	204.00	58.80	0.60	203.40	0.00	0.00	0.60
33	Gobardanga	900	600	544	238	9	297	326.40	142.80	5.40	178.20	115.20	5.40	165.60	27.60	0.00	12.60
34	Guskara	1500	1000	986	394	174	418	591.60	236.40	104.40	250.80	235.20	64.20	249.00	1.20	20.20	1.80
35	Habra	1500	1000	985	281	26	678	591.00	168.60	15.60	406.80	167.40	12.60	399.60	1.20	3.00	7.20
36	Haldia	1125	750	749	90	3	656	449.40	54.00	1.80	393.60	54.00	1.80	393.60	0.00	0.00	0.00
37	Haldibari	568.5	379	374	119	0	255	224.40	71.40	0.00	153.00	64.80	0.00	141.00	6.60	0.00	12.00
38	Hugli-Chinsurah	483	322	230	3	0	227	138.00	1.80	0.00	136.20	1.80	0.00	102.00	0.00	0.00	34.20

5