



Pradhan Mantri Awas Yojana (PMAY-U)



Proposal for 36 projects under vertical IV

22th CSMC Meeting

New Delhi

29th May 2017

Department of Urban Development & Housing
Government of Jharkhand

PROGRESS OF PMAY (U)



Indicators	Current Status (No.)
▪ Cities Approved	41
▪ Demand Survey Completed	Yes
▪ Total Demand	2,18,908
▪ Demand received through Common Service Centre and Online Application	CSC : 15316 Online : 23894
▪ Cases accepted/rejected	CSC : 6095, Online : 7504 = 13599
▪ Whether HFAPoA Submitted	Prepared for 41 ULBs, approved by board of 39 ULBs, submitted before 5 th June
▪ Whether AIP Submitted	Prepared submitted before 5 th June
▪ Whether HFAPoA & AIP entered in MIS	In Process
▪ SLTC/CLTC staffs approved vs. placed	SLTC (10/4) CLTC (72/12)
▪ Target of DUs in 2017-18	70000
▪ State Budgetary Provision for PMAY (U) in 2017-18	Rs 75 Crs

STATUS OF MANDATORY CONDITIONS



Mandatory conditions	Current Status
▪Dispensing the need for separate Non Agricultural (NA) Permission	<i>As per Jharkhand Building Byelaws 2016, Chapter III Land use Classification and permissible Uses Section 29 has following provisions: Residential buildings may be permitted in the Urban Agriculture use zone. (details is in section 29)</i>
▪Prepare/amend their Master Plans earmarking land for Affordable Housing	Implemented/ On – going in the Master Plans of Cities .
▪Single-window, time bound clearance for layout approval and building permissions	<i>Building permits approval systems and layout approval in a time bound clearance to avail the construction permit through single window system.Implemented/ On – going State already implemented</i>

Contd.

Mandatory conditions	Current Status
<ul style="list-style-type: none">▪ Adopt the approach of deemed building permission and layout approval on the basis of pre-approved lay outs and building plans.	<p>As per Jharkhand Building Byelaws 2016 - 10.8 (pg 43) A residential building may be constructed by the owner of the land without prior approval of the plan by the Authority if the size of the plot is not more the than 300 sq. m. with the only rider of proper fulfilling of the application.</p>
<ul style="list-style-type: none">▪ Amend or legislate existing rent laws on the lines of the Model Tenancy Act.	<p>As per GOI guideline.</p>

Contd..

Mandatory conditions	Current Status
<p>▪Additional Floor Area Ratio (FAR)/Floor Space Index (FSI)/ Transferable Development Rights (TDR) and relaxed density norms.</p>	<p>Additional FAR/FSI/TDR is provided under Jharkhand Affordable Urban Housing Policy 2016 –FAR – 3.5 Relaxed Population Density – i up to 4000 sq mt plot area – 300 DUs per acre ii From 4000 sq mt to 10000 sq mt plot area – 250 DUs per acre iii. Plot more than 10000 sqmt plot area – 200 Dus per acre</p> <p>Additional FAR is also allowed (maximum up to 3) in Building Byelaws 2016 for Group Housing (Chap .VI pg 93)</p>

INTERFACE WITH MIS



Indicators	Current Status (No.)
▪ Survey entry made (%)	41% (In all vertical)
▪ Projects approved:	144
▪ Projects entered (7A/B/C/D)	144
▪ DUs approved under BLC	60,916
▪ Beneficiaries attached	36,801 (newly 20430 will be completed by 15 th June)
▪ Houses geo-tagged	36,448
▪ Total fund transferred through DBT (Rs. Lakhs)	-
▪ National Electronic Funds Transfer (NEFT)	276.31 Cr
▪ PFMS/ DBT	All 41 ULBs registered. PMAY scheme not linked on PFMS portal yet
▪ Aadhar Payment Bridge (APB)	11121

PROGRESS OF PROJECTS



Verticals	Houses Approved	Tendered	Work order Issued	Grounded/In Progress				Completed
				Foundation	Lintel	Roof	Total	
▪ISSR	-	-	-	-	-	-	-	-
▪AHP	-	-	-	-	-	-	-	-
▪BLC (New)	60,916	NA	NA	21,227	9,548	5,152	35,927	1,575
▪BLC (Enhancement)	-	-	-	-	-	-	-	-
▪Total	-	-	-	-	-	-	-	-
▪CLSS	No. of loan sanctioned		52					

Note: Provide the details of relevant projects

Approved in 4th & 6th CSMC meeting – Feb. 2016

Total no. of approved Project : 38

No. of Beneficiary : 7,739 (Revised)

Progress of approved units (7,739) till Date

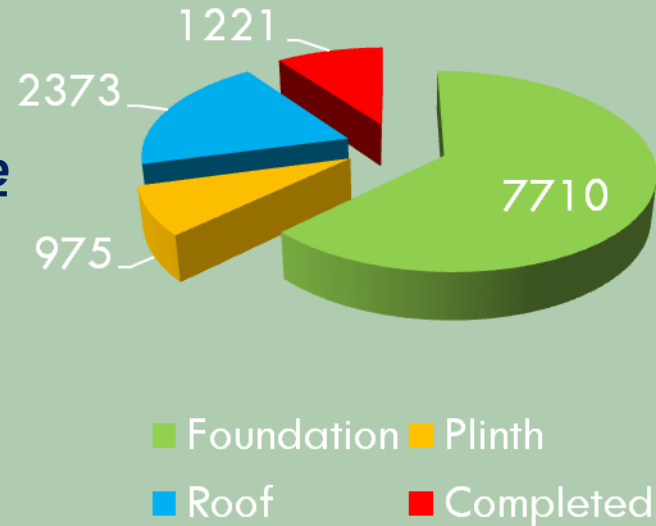
Agreement : 7,710

Foundation : 975

Plinth : 2,373

Roof : 2,943

Completed : 1,221



Approved in 12th CSMC meeting – August 2016

Total no. of approved Project : 33

No. of Beneficiary : 19,933

Progress of approved units (19,933) till Date

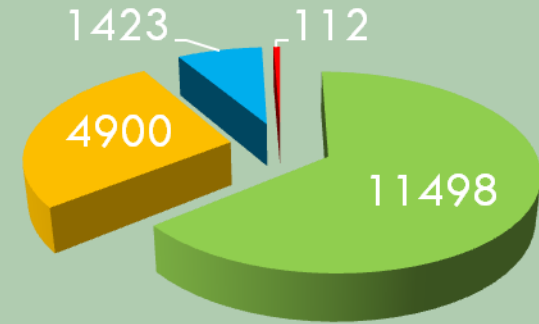
Agreement : 19,468

Foundation : 11,498

Plinth : 4,900

Roof : 1,423

Completed : 112



■ Foundation ■ Plinth
■ Roof ■ Completed



Approved in 14th CSMC meeting – Oct 2016

Total no. of approved Project : 36

No. of Beneficiary : 12,814

Progress of approved units (12,814) till Date

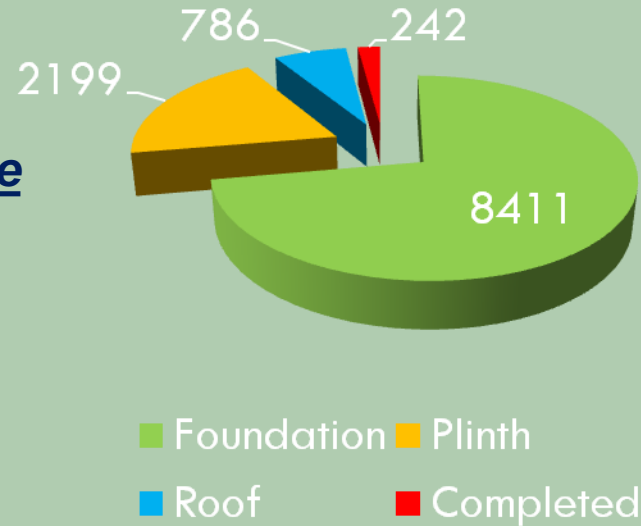
Agreement : 12,696

Foundation : 8,411

Plinth : 2,199

Roof : 786

Completed : 242



Approved in 20th CSMC meeting – 21st March 2016

Total no. of approved Project : 36

No. of Beneficiary : 20,430

Progress of approved units (20,430) till Date

Agreement : 10,776

Foundation : 343

Plinth : 76

GLIMPSES OF PROGRESS



Beneficiary Details

Beneficiary Name	Mukesh Giri
Project Name	Beneficiary Led Construction Vertical 4 of 381 DUs under PMAY of Phusro ULB, Jharkhand
Address	223, Sautardih, Phusro (Nagar Parishad), Jharkhand, Phusro (Nagar Parishad) Bokaro Jharkhand
Beneficiary Id	208017770275800022
Construction Stage	Completed
Electricity	Yes
Water	Yes
Occupation Status	Occupied by Beneficiary

GLIMPSES OF PROGRESS



Beneficiary Details

Beneficiary Name	Md. Ijharul Hak
Project Name	Beneficiary Led Construction Vertical 4 of 381 DUs under PMAY of Phusro ULB, Jharkhand
Address	343, Subhash Nagar, Phusro (Nagar Parishad), Jharkhand, Phusro (Nagar Parishad) Bokaro Jharkhand
Beneficiary Id	208017770409500001
Construction Stage	Completed
Electricity	Yes
Water	Yes
Occupation Status	Occupied by Beneficiary

GLIMPSES OF PROGRESS



Beneficiary Details

Beneficiary Name	Gita Devi
Project Name	BLC V-IV 102 DUs under PMAY for Bundu ULB
Address	Bichka Toli, Bundu, Jharkhand , Bundu Ranchi Jharkhand
Beneficiary Id	208017950109400001
Construction Stage	Completed
Electricity	Yes
Water	Yes
Occupation Status	Occupied by Beneficiary

GLIMPSES OF PROGRESS



Beneficiary Details

Beneficiary Name	MAJHAR HASAN
Project Name	BENEFICIARY -LED CONSTRUCTIONVERTICAL 4
Address	1A, ROHINI,Deoghar ,Jharkhand , Deoghar Deoghar Jharkhand
Beneficiary Id	208017690414300025
Construction Stage	Completed
Electricity	Yes
Water	Yes
Occupation Status	Occupied by Beneficiary

GLIMPSES OF PROGRESS



Beneficiary Details

Beneficiary Name	Ragevendra Saw
Project Name	Beneficiary Led Construction Vertical 4 of 381 DUs under PMAY of Phusro ULB, Jharkhand
Address	3117, Singh Nagar, Phusro (Nagar Parishad), Jharkhand, Phusro (Nagar Parishad) Bokaro Jharkhand
Beneficiary Id	208017770906900002
Construction Stage	Completed
Electricity	Yes
Water	Yes
Occupation Status	Occupied by Beneficiary

GLIMPSES OF PROGRESS



Name	Beneficiary ID No.
SUSHILA DEVI	208017760192200002



Name	Beneficiary ID No.
SHADEV DAS	208017690417300018



Name	Beneficiary ID No.	Stage
Hemiya Devi	208017770275800028	Roof



Name	Beneficiary ID No.	Stage
Rajesh Mahto	208017770275800034	Roof



Name	Beneficiary ID No.
ANITA DEVI	208017930300400005



Name	Beneficiary ID No.	Stage
KAJAL DEVI	208017730361300020	Roof

PROJECT PROPOSAL BRIEF



Verticals	ISSR	AHP	BLC (New)	BLC (E)	Remarks
▪No. of Projects	-	-	36	-	-
▪No. of DUs	-	-	16772	-	-
▪Project Cost	-	-	60731.41	-	-
▪Central Share	-	-	25158.00	-	-
▪State Share	-	-	12579.00	-	-
▪ULB Share	-	-	0	-	-
▪Beneficiary Share	-	-	22994.41	-	-

Verticals (Rs. Lakhs)	Per Unit Cost	Central Share	State Share	ULB Share	Benf. Share	Completion Time
▪ISSR	-	-	-	-	-	-
▪AHP	-	-	-	-	-	-
▪BLC (N/E)	3.621	1.5	.75	0	1.371	18 M

PROJECT PROPOSAL BRIEF



Checklist	Status (Y/N)
▪Layout plan(as per NBC norms) Attached	Yes
▪SLAC/SLSMC approval/Minutes submitted	Yes
▪Land title status (encumbrance free)	Yes
▪Beneficiary list (BLC) submitted	Yes
▪No. of Beneficiaries with Aadhar ID	15,934 (95%)
▪No. of Beneficiaries with other Unique ID	-
▪No. of Aadhar seeded Bank accounts	-
▪Status of physical & social infrastructure	Y
▪Implementation plan/Completion period	Y
▪Beneficiary consent sought	Y

BEST PRACTICE/INNOVATION



Adoption of new & emerging technologies in AHP

It is proposed to construct 40000 EWS Dwelling Units using New & Emerging Technologies on hybrid annuity model on PPP basis under vertical-3.

RFP prepared and in process of Cabinet Approval

Online Training through You Tube channel & Team Viewer to our field functionaries.

<https://www.youtube.com/watch?v=sXhjkVPp7lw>

Facebook Page

<https://www.facebook.com/JharkhandPMAY/>

Passbook for Beneficiaries

- To ensure transparency and better documentation
 - To document installments and physical progress
- (Printing is under process)


Demonstration Housing Project

- Proposed in Ranchi
- 1.129 acre land parcel identified


Passbook




Pradhanmantri Awas Yojna Passbook



नरेन्द्र मोदी
राष्ट्रीय प्रधानमंत्री




भारत सरकार



रमेश दास
राष्ट्रीय प्रमुखमंत्री, इलाहाबाद

प्रधानमंत्री आवास योजना पासबुक



सबके लिए आवास

निकाय का नाम :

वार्ड नं० :

वर्ष :


**नगर विकास एवं आवास विभाग
इलाहाबाद सरकार**

विकास के तरफ अगला कदम
हर परिवार को हो अपना पक्का घर



प्रधानमंत्री
आवास योजना-शहरी
Pradhan Mantri Awas Yojana-Urban

राष्ट्रीय शहरी आजीविका मिशन (NULM)
करे हुनर की पढ़ाई, बढ़ाएँ अपनी कमाई
ट्रेनिंग होने पर स्वरोजगार/नियोजन का गारंटी



एक कदम स्वच्छता की ओर

स्वच्छ भारत मिशन
बेटी ब्याहूँगी उस घर में
शौचालय सुविधा हो जिस घर में

अधिक जानकारी हेतु अपने नजदीकी नगर निकाय से संपर्क करें
नगर विकास एवं आवास विभाग, इलाहाबाद सरकार
website: www.mhupa.gov.in, E-mail : jhshtcray@gmail.com

Contd..



You Tube channel : Urban Development & Housing Development GoJ



Secure | <https://www.youtube.com/watch?v=GUTv4tKOsvE&t=226s>

Urban Development & Housing Development GoJ

प्रधानमंत्री आवास योजना

सबके लिए आवास (शहरी)

स्वाम
पुनर्विवास

मिनी अथवा सरकारी
इमारत "सब-स्कोपे"
रजिस्ट्रारों को
अवसर
रकम के लिए
समान का अवसर-30 फरवरी 2018 तक

Pradhanmantri Awas Yojna-Jharkhand

Urban Development & Housing Development GoJ

Subscribed 15

45 views

Up next

Autoplay

पुनर्ले घर पर भी मिलेगा प्रधान मंत्री
आवास योजना का लाभ
News in Hindi
354 views | NEW | 1:42

कमिशन	का दर	आवासीय अवसर	अवसर दर	आवासीय अवसर
11,000	14,000	45	1,200	1,360
12,000	15,000	4	1,200	1,200
13,000	1,500	3	1,200	1,200

Good News ||Middle-class
home buyers || Subsidy ||
Pradhan Mantri Awas Yojna||
The Viral Media
15,425 views

Pradhanmantri Awas Yojna-
Jharkhand
Urban Development & Housing Development
30 views

Pradhan Mantri Awas Yojana -
Affordable Homes
India@9214095095
Affordable Homes India
634 views

पूर्ण जानकारी प्रधानमंत्री आवास
योजना, ऑन
लाइन योजना,Pradhanmantri awas
Yojna KA2
3,304 views

Contd..



Facebook Page: <https://www.facebook.com/JharkhandPMAY>

Urban Development & Housing Department, Jharkhand
@JharkhandPMAY

Home
Posts
Videos
Photos
About
Likes

Write something...

Start a Live Video
Get messages

Page Tips
Write a Post to Connect With Your Page Visitors
Post an update, photo or video. Posting on your Page gives your visitors a chance to like, share and comment on it.

Link: Link:

<https://www.facebook.com/JharkhandPMAY>

Contd..

Posters



प्रधान मंत्री आवास योजना-शहरी
आरक्षण संकेत

सबके लिए आवास (शहरी)
प्रधानमंत्री आवास योजना

स्लम पुनर्विकास

निजी अथवा सरकारी भूमिपर "स्व-स्थाने" स्लमवासियों को आवास स्लम के लिए

मकान का आकार- 30 वर्गमीटर तक

आरक्षण सरकार का यही है सपना हर शहरी नरीब का दो घर अपना

अधिक जानकारी के लिए सम्पर्क करें



प्रधान मंत्री आवास योजना-शहरी
आरक्षण संकेत

सबके लिए आवास (शहरी)
प्रधानमंत्री आवास योजना

तामारी आधारित व्यवितगत आवास

तामारी की भूमि पर आवास निर्माण हेतु 2.25 लाख की सरकारी अनुदान

वार्षिक आय 3 लाख तक (EWS)
मकान का आकार - 30 वर्गमीटर तक

आरक्षण सरकार का यही है सपना हर शहरी नरीब का दो घर अपना

अधिक जानकारी के लिए सम्पर्क करें

Objective of CB Plan

- To meet the capacity challenges for implementation of HFA programme.
- To Strengthen the capacity of professionals at State and City level
- To mobilize public representative/ slum committees for better coordination.
- To strengthen convergence with other departments
- To implement the best practices through exposure visits
- To explore other areas of interventions through study/research
- To depute technical manpower to state and ULBs on contractual basis to implement the scheme.

CB Budget for FY 17-18

Rs in Lakhs

Sl. No.	Activity	State Share	Central Share	Total
1	Establishment of SLTC	27.75	77.85	105.6
2	Establishment of CLTC	118.8	356.4	475.2
3	Trainings and workshops	7.15	21.45	28.6
4	Exposure Visits	0	11.6	11.6
5	Documentations/Research	0	5	5
6	IEC	0	50	50
7	TPQM	43.5	130.5	174
8	Social Audit	0	5.5	5.5
	Total			
9	A&O and Establishment cost @5 % Of (1+2+3+4+5+6+7+8)	0	0	42.77
10	Project Management Consultancy of 145 project @ 1.5 % of the total project cost	824.65	2473.95	3298.6
Total		1021.85	3132.25	4196.87

Establishment of SLTC & CLTC

Designation of specialist to be recruited	No of approved posts	In position	Vacant
SLTC	10	4	6
CLTC	72	12	60

- State Level Technical Cell Functional at state level.
- At ULB level one City Manager is designated for PMAY
- CLTC is operational in 3 cities (Ranchi, Jamshedpur & Chas) only
- RFP for selecting a HR recruitment agency is under process

Exposure Visit

No. of Visits proposed	3
State/District to be visited	1 (Inter state) 2 (Inter ULBs)
Objective/Purpose of the visit(s)	To provide the participants with adequate knowledge and understanding about the policies and programe for urban housing in India / Exposure on using new and emerging technology/ Cross learning of program (best practices)
Justification for visit (How the proposed visit will help PMAY implementation in the State)	This visit will help them to understand the strategies, implementation process, new technology adopted in developed states.
Number of participants in each visit along with their category/designations	First visit = 20 P (Inter State) Second Visit = 20 P @ 2 visit = 40 p (Inter District)
Proposed areas/places to be visited	Gujrat/ Mahrastra/ Telengana / Hyderabad
Expected outcomes	Adequate knowledge and understanding about urban housing program Implement the best practices observed in other State
Budget proposed	Interstate : 300000 Inter district : 360000 Total : 6,60000.00

IEC

Sl. No.	Activity	Objective	Target Audience	Expected outcome of the activity	Justification of the activity (How do you think the activity will lead to the expected outcome)	Budget (Rs in lakhs)	Confirm whether the budget is within the approved DIPR/DAVP rates.
	Printing of pass book	To ensure transparency of scheme implementation	Beneficiary	Documentation of scheme at beneficiary level	In earlier schemes there was no documentation at beneficiary level. It will help in documentation/ accounting / accountability	20	YES
1.	Documentation of best practices	sensitize and promote best practices of the state across the nation / Documentary Film	All stakeholders	Promote best practices	It will enhance the quality of work and faster replication of the best practices	10	YES
2.	Design and Dissemination of IEC materials including community related newsletter etc.; and transparency and accountability processes	sensitize and promote best practices of the state across the nation	All stakeholders	Promote best practices	It will enhance the quality of work and faster replication of the best practices	5	YES
3.	Special Campaigns and Communication Collaterals, Events, Knowledge Platform, Branding materials etc.	To sensitize the slum population on rehabilitation/ promotion of affordable Housing in partnership in vertical III.	Slum Dwellers / project specific mass / NGOs	Ensure better implementation	In many cases social mobilization is required particularly in slum areas.	5	YES
4.	Promotion of the scheme in Print/AV Media	To create awareness at large scale.	All eligible beneficiary	Scheme benefit will reach to maximum people	Promotion is required to popularize the scheme for all four verticals.	10	YES
Total Budget:						50.00	

TPQMA

Particulars:						
Name of State/UT		JHARKHAND				
No. of project proposed under PMAY* (*As per HFAPoA/AIP)		ISSR	AHP	BLC(N)	BLC(E)	Total
No. of project approved under PMAY				60916		60916
Desk review/Field visits proposed						
Category of Project				No. of Visits for each project		
"In situ" Slum Redevelopment (ISSR)				-		
Affordable Housing in Partnership (AHP)				-		
Beneficiary Led Construction (BLC) (New)				3		
Beneficiary Led Construction (BLC) (New) (Enhancement)				-		
Others				-		
Fees proposed/approved for each visit of TPQMA under each category of projects (Rs. Lakhs)				40000		
Whether same or different agencies have been proposed/selected for TPQM						
Whether transparent competitive bidding process has been adopted/envisaged for the selection of TPQM Agency						
Total Budget required				145 project * 3visit @ 40000 = 17400000		

Social Audit

1.	Name of State/UT	JHARKHAND	
2.	Total number of projects approved under HFA Mission in the State	145	
3.	Total number of projects selected for Social Audit	41	
4.	Number of dwelling units covered in the social audit	6000	
5.	Name and address of the Independent Facilitating Agency shortlisted	Selection is under process	
6.	Tentative schedule of audit meetings	City proposed 9 city	Date
		1. NA 2. NA	NA
7.	Budget requirement	Item	Amount
		Independent Facilitating Agency (Expert, Project Execution)	
		Travel and Accommodation (including travel for workshop)	
		Workshop cost (venue, refreshment, logistics)	
		Documentation and IEC	
		Total	550000

Establishment Cost & PMC

Sl. No.	Activity	State Share	Central Share	Total
1	A&O and Establishment cost @5 % Of total CB Plan	0	0	42.77
2	Project Management Consultancy of 145 project @ 1.5 % of the total project cost	824.65	2473.95	3298.6
Total		1021.85	3132.25	4196.87

Budget for FY 17-18

Rs in Crs

Sl. No.	Activity	State Share	Central Share	Total
1	Establishment of SLTC	27.75	77.85	105.6
2	Establishment of CLTC	118.8	356.4	475.2
3	Trainings and workshops	7.15	21.45	28.6
4	Exposure Visits	0	11.6	11.6
5	Documentations/Research	0	5	5
6	IEC	0	50	50
7	TPQM	43.5	130.5	174
8	Social Audit	0	5.5	5.5
	Total			
9	A&O and Establishment cost @5 % Of (1+2+3+4+5+6+7+8)	0	0	42.77
10	Project Management Consultancy of 145 project @ 1.5 % of the total project cost	824.65	2473.95	3298.6
Total		1021.85	3132.25	4196.87

Issues

Approval of inclusion of three more cities (Kapali, Chaterpur & Bharharwa) under PMAY. (Ref Letter 929 dated 15.07.16 & 375 dated 18.03.17)

Release of second Installment of Rs 120 Crs for projects of 19933 Dus approved in 14th CSMC meeting. (Letter No 727 dated 12.05.17)

PMAY 2015-16 Status Report

Sl. No.	ULBs	Target	Agreement	% Agreement	Work Started	% Work Started	Work Started out of total				
							Foundation	Plinth	Roof	Finishing	Total
1	Adityapur	374	374	100	374	100.00	171	132	52	19	374
2	Basukinath	64	64	100	64	100.00	0	34	20	10	64
3	Bishrampur	140	140	100	140	100.00	35	90	15	0	140
4	Chakardharpur	224	224	100	224	100.00	5	25	74	120	224
5	Chakulia	75	75	100	75	100.00	0	2	59	14	75
6	Chas	282	282	100	282	100.00	0	61	165	56	282
7	Chatra	70	70	100	70	100.00	0	38	32	0	70
8	Chirkunda	62	62	100	62	100.00	10	12	30	10	62
9	Deoghar	490	490	100	490	100.00	0	64	378	48	490
10	Dumka	33	33	100	33	100.00	0	7	17	9	33
11	Garhwa	157	157	100	157	100.00	4	14	68	71	157
12	Godda	206	206	100	206	100.00	0	0	82	124	206
13	Gumla	175	175	100	175	100.00	0	16	44	115	175
14	Hazaribag	447	447	100	447	100.00	97	163	172	15	447
15	Hussainabad	95	95	100	95	100.00	15	32	32	16	95
16	Khunti	121	121	100	121	100.00	5	77	39	0	121
17	Kodarma	94	94	100	94	100.00	0	7	60	27	94
18	Latehar	112	112	100	112	100.00	0	24	71	17	112
19	Lohardaga	186	186	100	186	100.00	11	79	86	10	186
20	Mango	72	72	100	72	100.00	0	4	43	25	72
21	Manjhiaon	62	62	100	62	100.00	0	37	23	2	62
22	Medininagar	151	151	100	151	100.00	0	40	45	66	151

Sl. No.	ULBs	Target	Agreement	% Agreement	Work Started	% Work Started					
							Foundation	Plinth	Roof	Finishing	Total
23	Nagar Uttari	21	21	100	21	100.00	0	14	5	2	21
24	Pakur	190	190	100	190	100.00	0	13	117	60	190
25	Simdega	177	177	100	177	100.00	3	15	79	80	177
26	Chaibasa	316	316	100	314	99.37	29	81	129	75	314
27	Rajmahal	90	90	100	89	98.89	1	0	84	4	89
28	Dhanbad	539	539	100	533	98.89	38	194	258	43	533
29	Giridih	362	362	100	357	98.62	75	270	12	0	357
30	Ramgarh	165	165	100	162	98.18	0	8	144	10	162
31	Seraikela	55	55	100	53	96.36	4	7	12	30	53
32	Madhupur	135	131	97	130	96.30	39	52	25	14	130
33	Sahibganj	330	330	100	317	96.06	0	119	172	26	317
34	Jamtara	125	125	100	119	95.20	12	70	37	0	119
35	Jhumri Tilaiya	305	290	95	290	95.08	15	139	83	53	290
36	Ranchi	884	883	100	833	94.23	354	403	65	11	833
37	Bundu	98	92	94	92	93.88	12	14	55	11	92
38	Phusro	105	105	100	89	84.76	4	4	54	27	89
39	Mihijam	150	147	98	57	38.00	36	15	5	1	57
	Total	7739	7710	99.63	7515	97.11	975	2376	2943	1221	7515



PMAY Status Report under vertical IV (2016-17) Phase I

Sl. No.	ULBs	Target	Agreement with beneficiaries	% Agreement with beneficiaries	Work Started	% Work Started	Work Started out of total				
							Foundation	Plinth	Roof	Finishing	Total
1	Basukinath Nagar Panchayat	309	309	100.00	309	100.00	82	227	0	0	309
2	Chaibasa Nagar Parishad	537	537	100.00	537	100.00	433	89	15	0	537
3	Chakradharpur Nagar Parishad	413	413	100.00	413	100.00	138	169	86	20	413
4	Chakuliya Nagar Panchayt	448	440	98.21	448	100.00	310	131	7	0	448
5	Dumka Nagar Parishad	59	59	100.00	59	100.00	14	39	6	0	59
6	Godda Nagar Parishad	464	464	100.00	464	100.00	0	198	266	0	464
7	Hussainabad Nagar Panchayat	89	89	100.00	89	100.00	17	26	30	16	89
8	Medininagar Nagar Parishad	496	496	100.00	496	100.00	341	95	60	0	496
9	Nagar Utari Nagar Panchayat	37	37	100.00	37	100.00	4	25	6	2	37
10	Latehar Nagar Panchayat	472	472	100.00	471	99.79	429	42	0	0	471
11	Rajmahal Nagar Panchayat	387	387	100.00	386	99.74	43	291	52	0	386
12	Deoghar Municipal Corporation	1725	1725	100.00	1720	99.71	250	1053	416	1	1720
13	Saraikeela Nagar Parishad	91	90	98.90	90	98.90	83	7	0	0	90
14	Garhwa Nagar Parishad	892	881	98.77	881	98.77	218	415	214	34	881
15	Adityapur Nagar Parishad	213	213	100.00	210	98.59	210	0	0	0	210
16	Chirkunda Nagar Parishad	65	65	100.00	64	98.46	6	38	20	0	64

Sl. No.	ULBs	Target	Agreement with beneficiaries	% Agreement with beneficiaries	Work Started	% Work Started	Work Started out of total				
							Foundation	Plinth	Roof	Finishing	Total
17	Giridih nagar Parishad	718	718	100.00	698	97.21	90	594	14	0	698
18	Simdega Nagar Panchayat	721	721	100.00	700	97.09	460	155	68	17	700
19	Gumla Nagar Parishad	491	488	99.39	475	96.74	95	307	66	7	475
20	Pakur Nagar Parishad	249	240	96.39	240	96.39	131	109	0	0	240
21	Hazaribagh Nagar	1477	1382	93.57	1378	93.30	1287	91	0	0	1378
22	Jamtara Nagar Parishad	544	544	100.00	500	91.91	446	54	0	0	500
23	Sahebganj Nagar Parishad	356	345	96.91	325	91.29	321	4	0	0	325
24	Khunti Nagar Panchayat	431	403	93.50	376	87.24	346	18	12	0	376
25	Ranchi Municipal Corporation	5101	4998	97.98	4331	84.90	3803	474	45	9	4331
26	Bishrampur Nagar Panchayat	609	590	96.88	510	83.74	510	0	0	0	510
27	Chatra Nagar Parishad	122	121	99.18	101	82.79	54	43	4	0	101
28	Koderma Nagar Panchayat	265	255	96.23	216	81.51	190	26	0	0	216
29	Bundu Nagar Panchayat	224	183	81.70	160	71.43	137	17	4	2	160
30	Jhumri Telaiya Nagar Parishad	821	761	92.69	577	70.28	497	80	0	0	577
31	Madhupur Nagar Panchayat	292	281	96.23	205	70.21	134	39	28	4	205
32	Jugsalai Nagar Parishad	9	8	88.89	6	66.67	2	4	0	0	6
33	Majhiyaon Nagar Panchayat	806	753	93.42	461	57.20	417	40	4	0	461
Total		19933	19468	97.67	17933	89.97	11498	4900	1423	112	17933

PMAY Status Report under vertical IV (2016-17) Phase II

Sl. No.	ULBs	Target	Agreement with beneficiaries	% Agreement with beneficiaries	Work Started	% Work Started	Work Started out of total				
							Foundation	Plinth	Roof	Finishing	Total
1	Basukinath Nagar Panchayat	19	19	100.00	19	100.00	9	10	0	0	19
2	Bishrampur Nagar Panchayat	38	38	100.00	38	100.00	38	0	0	0	38
3	Bundu Nagar Panchayat	4	4	100.00	4	100.00	1	0	2	1	4
4	Chakradharpur Nagar Parishad	40	40	100.00	40	100.00	4	11	18	7	40
5	Chakuliya Nagar Panchayt	8	8	100.00	8	100.00	0	3	5	0	8
6	Deoghar Municipal Corporation	356	356	100.00	356	100.00	32	168	152	4	356
7	Dumka Nagar Parishad	174	174	100.00	174	100.00	37	126	11	0	174
8	Gumla Nagar Panchayat	49	49	100.00	49	100.00	4	11	12	22	49
9	Hazaribagh Nagar Nigam	158	158	100.00	158	100.00	142	16	0	0	158
10	Hussainabad Nagar Panchayat	16	16	100.00	16	100.00	0	8	6	2	16
11	Jhumri Telaiya Nagar Parishad	47	47	100.00	47	100.00	3	20	22	2	47
12	Koderma Nagar Panchayat	6	6	100.00	6	100.00	0	0	6	0	6
13	Medininagar Nagar Parishad	167	167	100.00	167	100.00	2	51	43	71	167
14	Pakur Nagar Parishad	25	25	100.00	25	100.00	2	17	4	2	25
15	Rajmahal Nagar Panchayat	15	15	100.00	15	100.00	0	0	15	0	15
16	Saraikela Nagar Parishad	13	13	100.00	13	100.00	9	4	0	0	13
17	Simdega Nagar Panchayat	13	13	100.00	13	100.00	0	2	8	3	13
18	Dhanbad Municipal Corporation	1050	1050	100.00	1040	99.05	317	647	76	0	1040
19	Giridih nagar Parishad	92	92	100.00	90	97.83	20	70	0	0	90
20	Garhwa Nagar Parishad	43	42	97.67	42	97.67	2	4	15	21	42

Sl. No.	ULBs	Target	Agreement with beneficiaries	% Agreement with beneficiaries	Work Started	% Work Started	Work Started out of total				
							Foundation	Plinth	Roof	Finishing	Total
21	Ramgarh Cantonment Board	759	756	99.60	734	96.71	712	22	0	0	734
22	Phusro Nagar Parishad	100	100	100.00	96	96.00	4	6	70	16	96
23	Adityapur Nagar Parishad	482	482	100.00	462	95.85	462	0	0	0	462
24	Khunti Nagar Panchayat	47	45	95.74	45	95.74	11	25	9	0	45
25	Mango (NAC)	491	461	93.89	461	93.89	140	182	92	47	461
26	Sahebganj Nagar Parishad	63	63	100.00	58	92.06	18	20	20	0	58
27	Chirkunda Nagar Parishad	138	138	100.00	126	91.30	19	23	63	21	126
28	Latehar Nagar Panchayat	10	10	100.00	9	90.00	8	1	0	0	9
29	Madhupur Nagar Panchayat	90	90	100.00	81	90.00	51	12	15	3	81
30	Lohardaga Nagar Parishad	1911	1911	100.00	1716	89.80	1574	134	6	2	1716
31	Majhiyaon Nagar Panchayat	19	19	100.00	17	89.47	0	13	0	4	17
32	Ranchi Municipal Corporation	3893	3855	99.02	3432	88.16	3077	301	52	2	3432
33	Chas nagar Nigam	2237	2230	99.69	1956	87.44	1638	250	56	12	1956
34	Jamtara Nagar Parishad	7	7	100.00	6	85.71	6	0	0	0	6
35	Chatra Nagar Parishad	123	121	98.37	103	83.74	58	38	7	0	103
36	Mihijam Nagar Panchayat	111	76	68.47	16	14.41	11	4	1	0	16
Total		12814	12696	99.08	11638	90.82	8411	2199	786	242	11638

