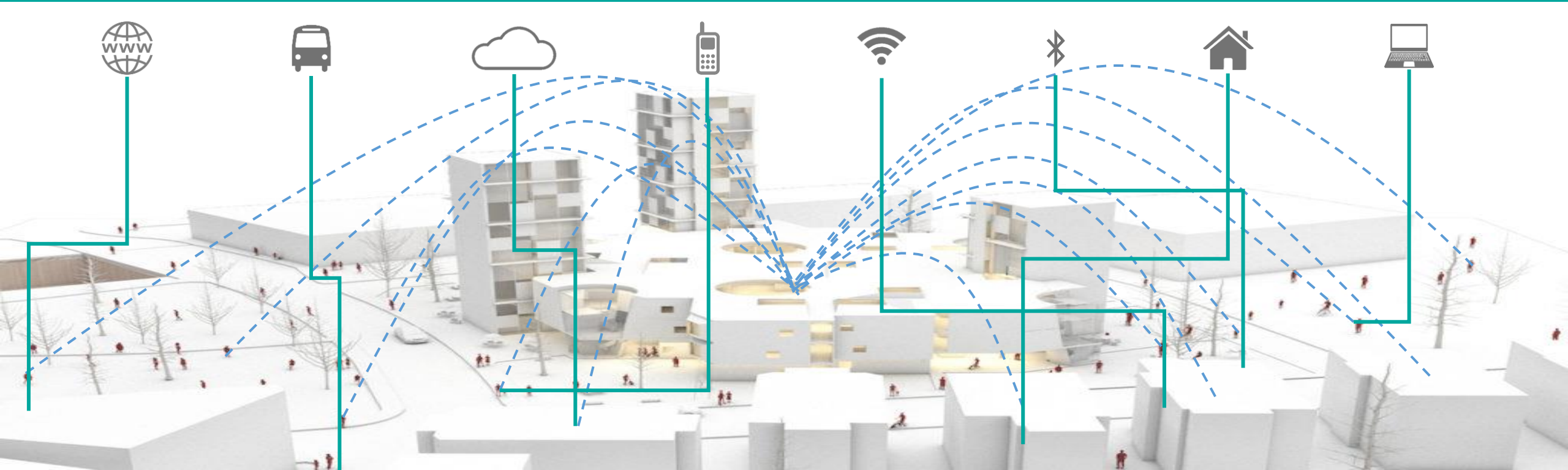


# Data Maturity Assessment Framework Cycle 2.0

## City Performance & Recommendations

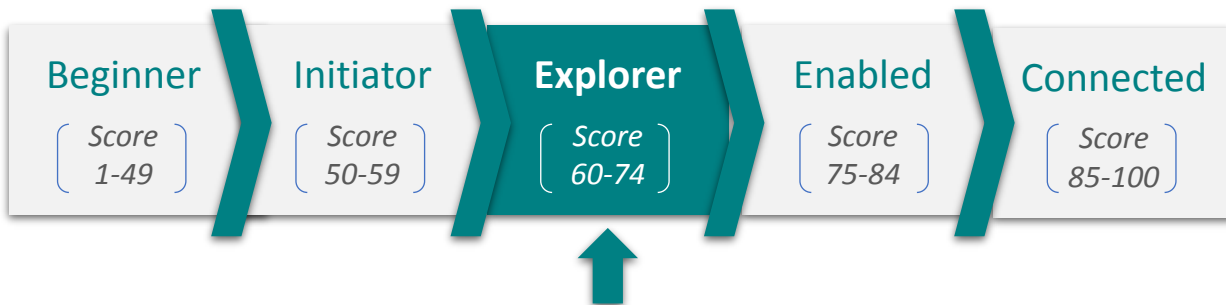
City: Tiruppur | State: Tamil Nadu



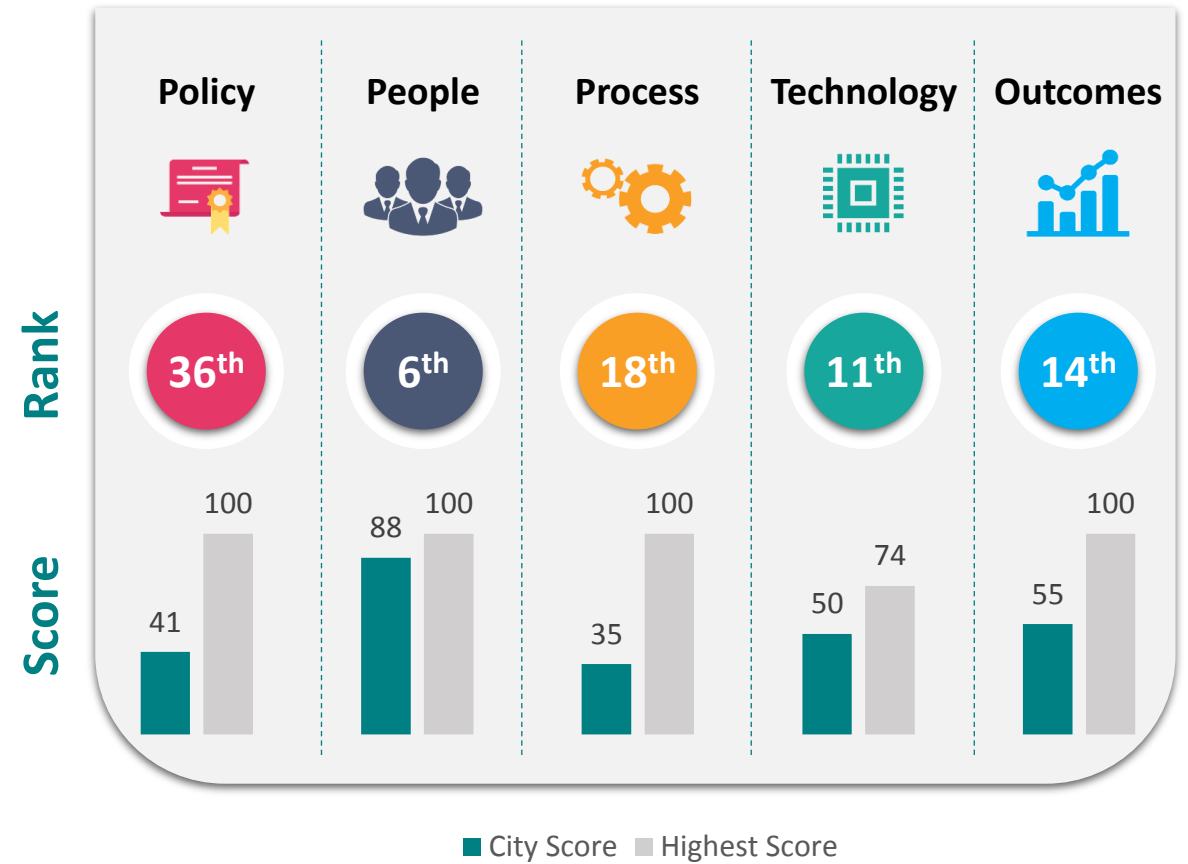
## Overall Performance



## Certification Level



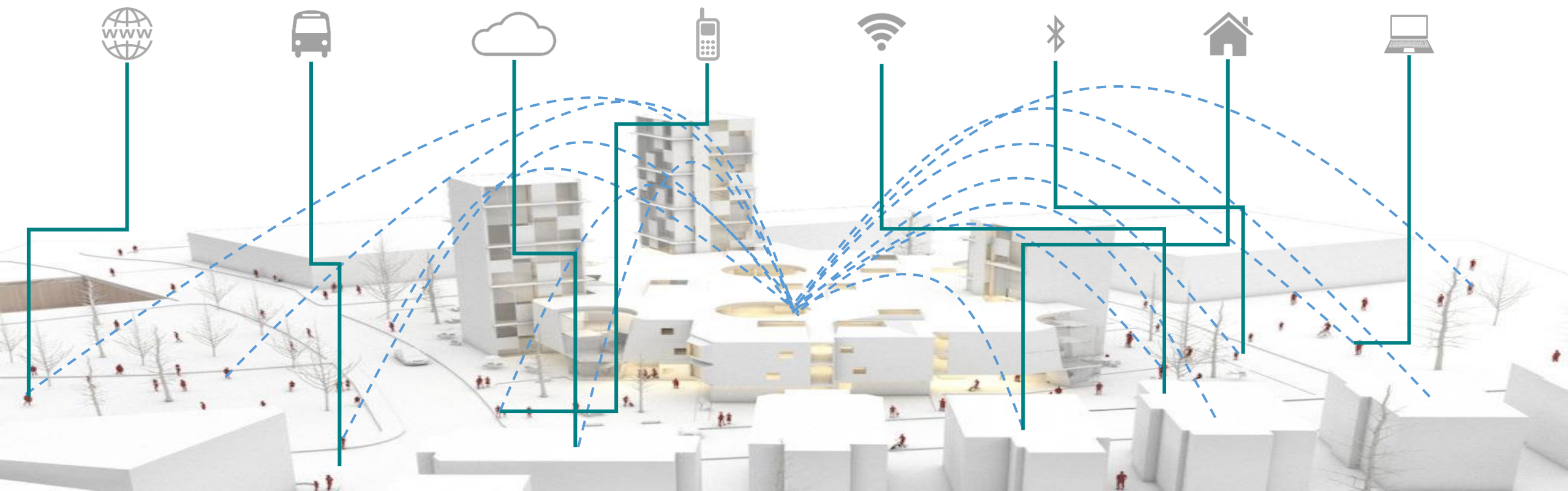
## Component-wise Performance



City Engagement Score (out of 100): 70



# City Recommendations





## COMPONENT 1

## POLICY

Score

41

100

### Indicator 1.a: Approval of City Data Policy

Score: 0/30

Your city has already drafted its data policy and is advised to getting approval from the Municipal Commissioner / Smart City CEO to thereafter pursue on-ground implementation of the data processes in the city.

### Indicator 1.b: City Data Policy Components

Score: 30/30

Since your city has already incorporated all the components presently envisaged, the city may look to operationalize these and further enhance the policy document basis any regulatory or technology updates, such as data monetization or GIS policy.

### Indicator 1.c & 1.d: Budget for data-related initiatives

Score: 11/40

Your city has already allocated dedicated budget for data activities. Your city is advised to ensure that the budget is rightly utilized to perform data-related activities and also continue to do the same in the coming years in order to ensure strengthening of the data infrastructure in the city. Your city may like to check if the allocated budget covers the following data activities (non-exhaustive), and include more if required:

- Salaries for data team including but not limited to CDO, data coordinators, data specialists, data analysts, database administrator, etc.
- Analytics software for data analysis.
- Setup of surveillance systems, ICCC, etc. (only software) that enables improved and accurate data collection and analysis.
- Capacity Building sessions/regional workshops/courses/certifications for upskilling of data team.
- Expenses for organizing data hackathons / data challenges, including prize money.

It is recommended that the city allocates budget for the data activities. This budget may be included as a sub line item under A&OE expenses or IT expenses of the smart city SPV's overall budget, or the Municipal IT budget.





## COMPONENT 2

## PEOPLE

Score

88

100

### Indicator 2.a: City Data Officer (CDO)

Score: 30/30

Since a full-time CDO has been appointed in your city, CDO may like to now focus on institutionalizing data culture at city level through:

- Building and upskilling data teams focusing on specific elements of data
- Coordinating and organizing capacity building sessions / workshops with Municipal & city's line departments to explain their roles & responsibilities
- Improving city's visibility on Smart Cities Open Data Portal through publishing datasets, data stories, creating visualizations etc.
- Engaging with external stakeholders i.e., Industry, Academia, Researchers, Civil Society for problem solving through inclusion, innovation & co-creation. This can be done through formation of alliances or conducting data challenges/hackathons.

### Indicator 2.b: Appointment of Data Coordinators

Score: 18/20

Your city is advised to work towards appointing data coordinators in all other departments for smooth operations and implementation of the DataSmart Cities Strategy and City Data Policy.

### Indicator 2.c: Data Team

Score: 20/20

Your city is advised to utilize appointed resources to conduct focused activities such as preparing data visualizations, conducting data analysis, developing data stories, preparing data architectures, cleansing data for uploading on data portals, building GIS layers, ensuring compliance of city data policy in accordance with nation / state's relevant policies and regulations, conducting capacity building sessions, managing stakeholder outreach programs etc. Further, city may consider appointing more resources as the city's data readiness and maturity keeps improving which include but are not limited to

- |   |                            |                 |
|---|----------------------------|-----------------|
| • Data Policy & Regulatory expert                   | • Statistician             | • Data Analyst  |
| • Capacity Building & Stakeholders' Outreach expert | • Data Architecture expert | • Web developer |
| • Survey Lead                                       | • Open Data expert         | • GIS expert    |
| • Data Scientist                                    | • Data Engineer            |                 |





## COMPONENT 2

## PEOPLE

Score

88

100

### Indicator 2.d: Capacity Building – Ministry Initiative

Score: 10/15

Your city's data team is advised to attend all trainings organized by the Ministry on important topics such as Smart Cities Open Data Portal, Hackathons, Alliances, GMIS, SmartCode, City Innovation Challenge (CiX), IUDX, etc. to educate and upskill themselves and therefore translate the learnings into active implementation within your city.

### Indicator 2.e: Capacity Building – City Initiative

Score: 10/15

CDO, along with your data team, is advised to identify the focus areas that will help operationalize data culture in the city. Capacity building may include departmental / city workshops conducted to organise activities for implementation of DataSmart Cities Strategy or to upskill the data team by conducting data-related certification courses or sessions/workshops conducted by external experts on topics related to data such as data privacy, policy formulation, analysing geospatial data, etc. These activities will help your city in leveraging the latest tools and technologies for making the city DataSmart.





## COMPONENT 3

## PROCESS

Score

35

100

### Indicator 3.a: City Data Alliances

Score: 10/30

Your city has already formed alliances for some of the data-related work. Your city may like to expand these alliances or form new ones in order to solve specific city-related issues. Your city may engage with more stakeholders from local colleges & universities, industry bodies, start-ups and civil society organizations and partner with them for data sharing, or implementation support, or other activities. Alliance may be with a single organisation or multiple organisations at once. The Alliance should clearly specify the partners involved, their roles and responsibilities (across Government, Industry, Academia & Community), the purpose and scope of the partnership, time period, the Mode of execution (informal, MoU etc.) and the expected outcomes intended to be achieved via this partnership. City may also like to think of innovative ways to incentivize and attract more partners.

### Indicator 3.b: Data Hackathons/ Data Challenges

Score: 0/20

Your city is advised to leverage Hackathons as a means to crowdsource solutions to the complex urban challenges. In order to drive innovation, your city is advised to hold Hackathons/Innovation competitions. First step is to identify the correct problem statement and provide relevant data to the participants to drive new insights. CDO can also set up multi-disciplinary evaluation committee and mentors to assist participants during solution design stage. Shortlisted solutions may be extended support in next stage to test the solution on ground and enable implementation in the city. Further, Smart Cities Mission, MoHUA has published a reference guide available on the Smart Cities Open Data Portal that may help the city understand the various aspects of conducting a hackathon.







## COMPONENT 3

## PROCESS

Score

35

100

### Indicator 3.c: Solving urban challenges using data

Score: 20/30

In addition to the currently identified challenges, your city is advised to work with various internal departments as well as other urban stakeholders in the city to identify other sectoral issues / challenges that may be tackled using data. The challenge should be clearly identified along with the relevant datasets. Insights derived from the datasets should be analysed.

### Indicator 3.d: Analytics capability

Score: 5/20

Your city is advised to analyse the current areas where analytics is being used. Based on this, the city may like to identify other areas where similar analytics or more advanced analytics may be utilized. Your city may be like to explore various types of analytics:

- Descriptive (Tells you what happened in the past)
- Diagnostic (Helps you understand why something happened in the past)
- Predictive (predicts what is most likely to happen in the future)
- Prescriptive (Analytics recommends actions you can take to affect those outcomes)







## COMPONENT 4

## TECHNOLOGY

Score

50

100

### Indicator 4.a: Sensors for data collection

Score: 10/10

As part of Smart City initiatives, city may be deploying sensors and other devices. Your city may consider utilising the data collected from the Field Sensors and Devices which may be in the forms mentioned below to derive actionable insights:

- Hierarchical files (JSON, XML, YAML, etc.)
- Real-time stream
- Objects
- Videos
- Images
- Locational Data

### Indicator 4.b: Number of datasets on SCODP

Score: 20/30


Your city has initiated its journey towards publishing datasets on the Smart Cities Open Data Portal. CDO is advised to further study the dataset templates (75+) present on the Smart Cities Open Data Portal and publish more datasets. CDO is advised to engage with various department heads and identify datasets that may be relevant, open and sharable. City is advised to ensure the datasets are of utmost quality and relevant for the users.

### Indicator 4.c: Schedule for Updating Datasets on SCODP

Score: 0/30

It is of utmost importance that the datasets published on SCODP stays relevant and updated for improved and sustained usage. Therefore, your city is advised to update all your datasets on a periodic basis (monthly, quarterly, biannually, annually) by maintaining a data sets' updating schedule. Datasets that currently exist on the Smart Cities Open Data Portal may also be revised and updated as per schedule.





## COMPONENT 4

## TECHNOLOGY

Score

50

100

### Indicator 4.d: Number of APIs on SCODP

Score: 0/10

In addition to static datasets in csv formats, your city is advised to also start publishing data through web services. CDO, with the help of data coordinators, may look into various departments' MIS and other data systems that showcase real-time data and follow SCODP procedures / processes to publish datasets in the form of APIs.

### Indicator 4.e: Spatial Readiness

Score: 20/20

Your city is advised to utilize the existing GIS layers to draw insights and include these insights for better urban planning. Further, your city is advised to look at more arenas where geospatial data could be utilized. Once the layers are defined, your city may like to ensure the quality of data is maintained and there are no location coordinates or areas falling outside the specified boundaries.





## COMPONENT 5

## OUTCOMES

Score

55

100

### Indicator 5.a: Data stories/blogs

Score: 10/30

Your city is advised to look to identify more sector-specific problem statements being faced by a particular department and build solutions through efficient and effective use of city data. City to also peruse the various data stories available on [smartcities.data.gov.in](https://smartcities.data.gov.in) which may be replicable in certain cases.

### Indicator 5.c: Development of applications

Score: 15/20

Your city is advised to further develop portals and applications based on the various smart initiatives being undertaken in the city. This will help the city not only collect relevant data but analyse it to generate insights for improving service delivery, operations and citizen engagement.

### Indicator 5.b: Data-related use cases

Score: 20/30

Your city understands the need to create and define data-related use cases to solve critical urban problems and has initiated addressing these issues with the help of data-related solutions. Your city needs to identify more areas where this data-driven problem-solving approach can be applied to solve an urban challenge. Your city may clearly specify the identified problem, detail the use case under consideration, identify the datasets that may be used and envision the outcome/ impact that may be generated with the implementation of this use case.

### Indicator 5.d: Alerts & Notifications

Score: 10/20

From the various City services targeted towards citizens, your city is advised to analyse other services where timely notifications may be beneficial for the citizens. Your city may then consider using various channels such as SMS, Variable Message Displays (VMDs), Public Address Systems (PAS), etc. to disseminate information to public.



Ministry of Housing and Urban Affairs  
Government of India

