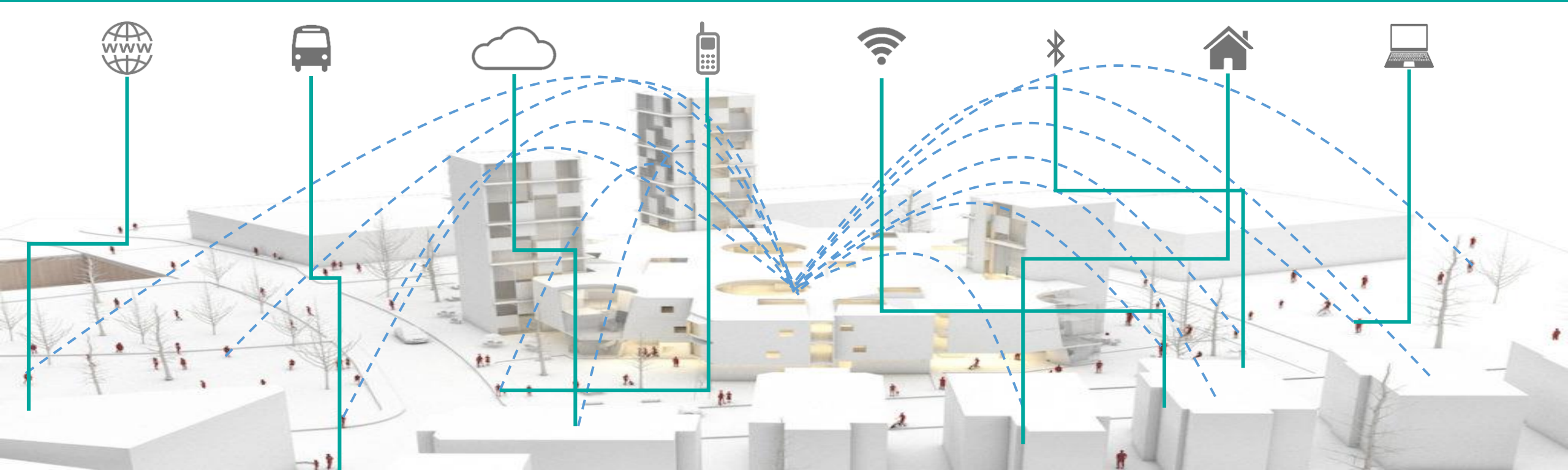


# Data Maturity Assessment Framework Cycle 2.0

## City Performance & Recommendations

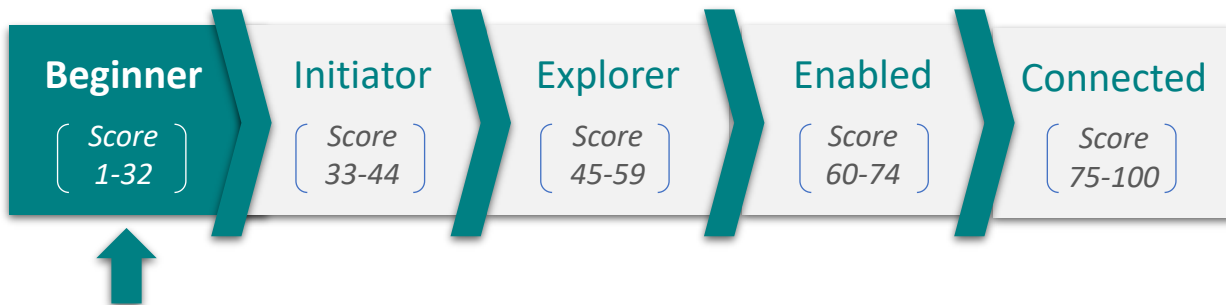
City: Moradabad | State: Uttar Pradesh



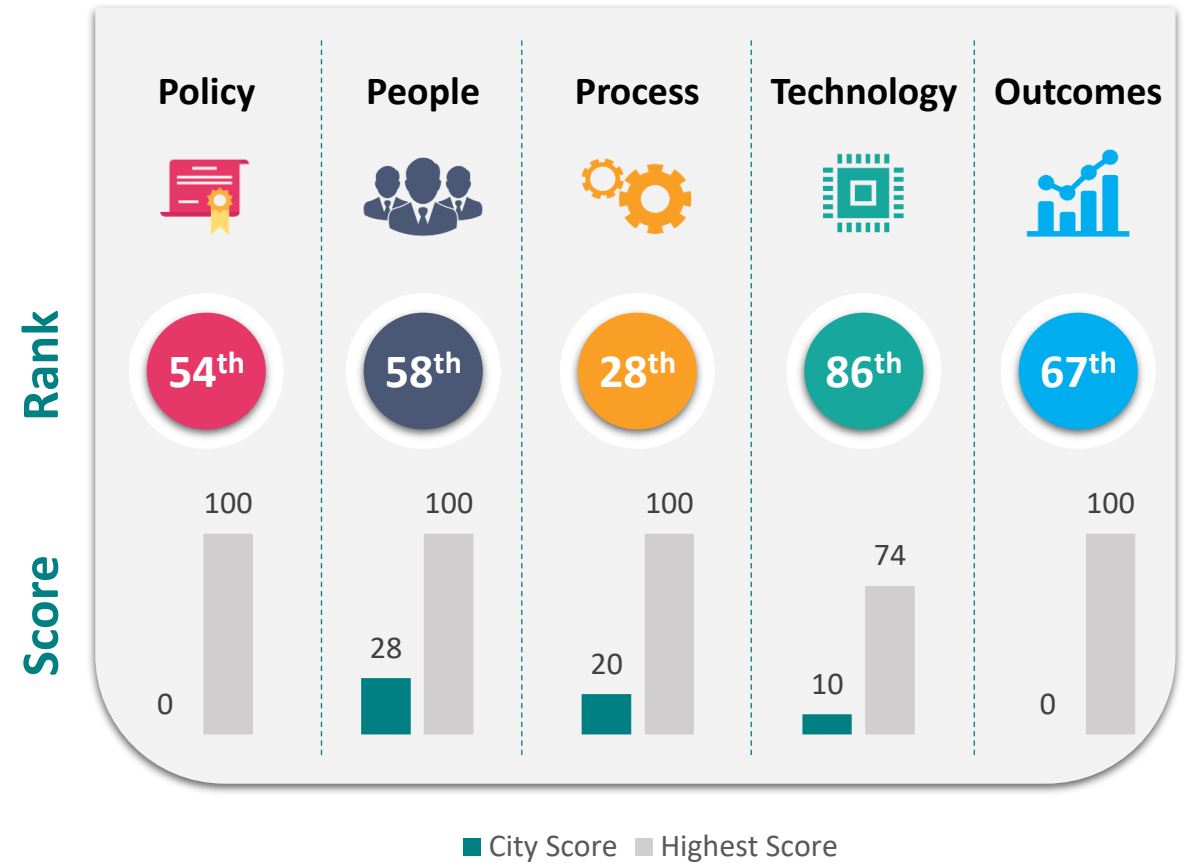
## Overall Performance



## Certification Level



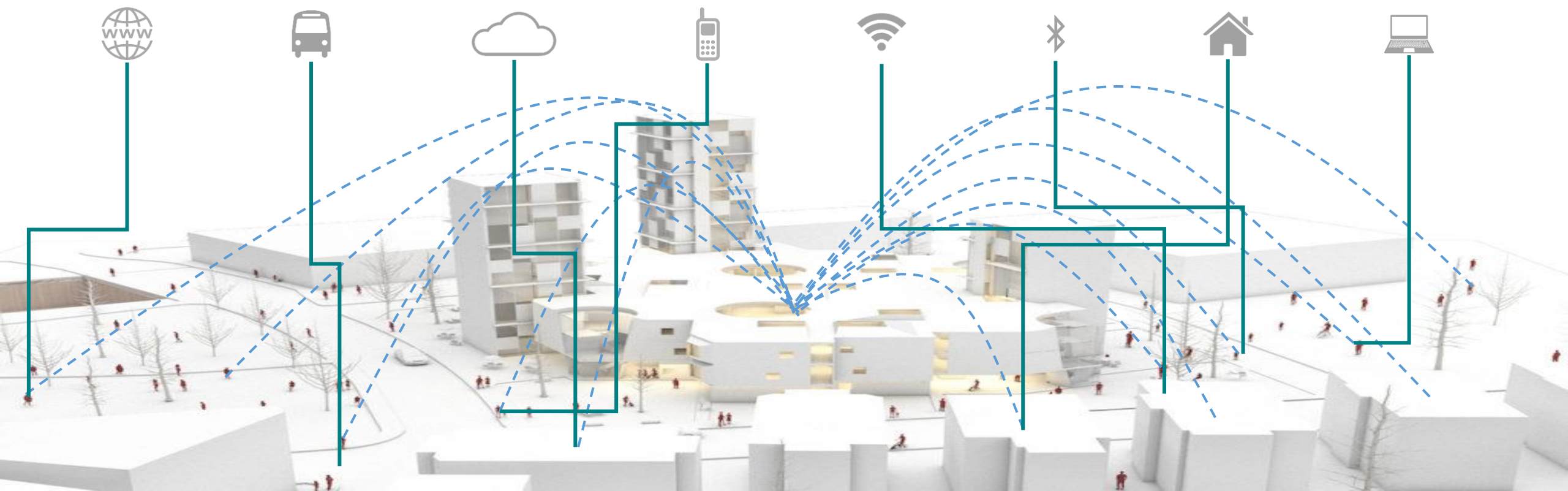
## Component-wise Performance



City Engagement Score (out of 100): 70



# City Recommendations





## COMPONENT 1

## POLICY

Score

0

100

### Indicator 1.a: Approval of City Data Policy

Score: 0/30

Your city may look towards drafting a data policy that acts as a frame of reference for all data initiatives undertaken in the city. Smart Cities Mission, MoHUA has published a reference guide available on the Smart Cities Open Data Portal that may help the city understand the various elements to form a robust data policy. Finally, your city is advised to get this approved by the Municipal Commissioner / Smart City CEO for implementation.

### Indicator 1.b: City Data Policy Components

Score: 0/30

Further to the NDSAP policy, Smart Cities Mission, MoHUA has published a reference guide available on the Smart Cities Open Data Portal that may help the city understand the elements that need to be included to form a robust data policy. Your city may refer to this guide and modify/append the content to suit the current and future needs of the city.

### Indicator 1.c & 1.d: Budget for data-related initiatives

Score: 0/40

Dedicated city budget will ensure continuity of activities for building data blocks in the city. Your city is advised to allocate budget for the following data activities (non-exhaustive):

- Salaries for data team including but not limited to CDO, data coordinators, data specialists, data analysts, database administrator, etc.
- Analytics software for data analysis
- Setup of surveillance systems, ICCCC, etc. (only software) that enables improved and accurate data collection and analysis
- Capacity Building sessions/regional workshops/courses/certifications for upskilling of data team
- Expenses for organizing data hackathons / data challenges, including prize money

It is recommended that the city allocates budget for the data activities. This budget may be included as a sub line item under A&OE expenses or IT expenses of the smart city SPV's overall budget, or the Municipal IT budget.



## COMPONENT 2

## PEOPLE

Score

28

100

### Indicator 2.a: City Data Officer (CDO)

Score: 20/30

Although your city has appointed a full-time CDO he/she needs to be in accordance with the Job Description circulated in the HR guidelines for Smart Cities SPV. The JD highlights the critical skills and abilities required to support execution of data-related initiatives. Current CDO may work to upskill himself/herself so that he/she is well-equipped to effectively carry out the associated tasks.

### Indicator 2.b: Appointment of Data Coordinators

Score: 3/20

Your city is advised to work towards appointing data coordinators in all other departments for smooth operations and implementation of the DataSmart Cities Strategy and City Data Policy.

### Indicator 2.c: Data Team

Score: 0/20

Data team is not limited to CDO and data coordinators. City may consider appointing the following members to carry forward data-specific activities to effectively use city's data:

- Data Policy & Regulatory expert
- Capacity Building & Stakeholders' Outreach expert
- Survey Lead
- Data Scientist
- Statistician
- Data Architecture expert
- Open Data expert
- Data Engineer
- Data Analyst
- Web developer
- GIS expert



## COMPONENT 2

## PEOPLE

Score

28

100

### Indicator 2.d: Capacity Building – Ministry Initiative

Score: 5/15

Your city's data team is advised to attend all trainings organized by the Ministry on important topics such as Smart Cities Open Data Portal, Hackathons, Alliances, GMIS, SmartCode, City Innovation Challenge (CiX), IUDX, etc. to educate and upskill themselves and therefore translate the learnings into active implementation within your city.

### Indicator 2.e: Capacity Building – City Initiative

Score: 0/15

CDO, along with your data team, is advised to identify the focus areas that will help operationalize data culture in the city. Capacity building may include departmental / city workshops conducted to organise activities for implementation of DataSmart Cities Strategy or to upskill the data team by conducting data-related certification courses or sessions/workshops conducted by external experts on topics related to data such as data privacy, policy formulation, analysing geospatial data, etc. These activities will help your city in leveraging the latest tools and technologies for making the city DataSmart.





## COMPONENT 3

## PROCESS

Score

20

100

### Indicator 3.a: City Data Alliances

Score: 0/30

Your city is advised to identify specific problems where city needs support from other stakeholders. Your city may like to initiate the process of forming alliances for data sharing, or implementation support or other activities, between local colleges & universities, industry bodies, start-ups and civil society organizations. Alliance may be with a single organisation or multiple organisations at once. The Alliance should clearly specify the partners involved, their roles and responsibilities (across Government, Industry, Academia & Community), the purpose and scope of the partnership, time period, the Mode of execution (informal, MoU etc.) and the expected outcomes intended to be achieved via this partnership.

### Indicator 3.b: Data Hackathons/ Data Challenges

Score: 0/20

Your city is advised to leverage Hackathons as a means to crowdsource solutions to the complex urban challenges. In order to drive innovation, your city is advised to hold Hackathons/Innovation competitions. First step is to identify the correct problem statement and provide relevant data to the participants to drive new insights. CDO can also set up multi-disciplinary evaluation committee and mentors to assist participants during solution design stage. Shortlisted solutions may be extended support in next stage to test the solution on ground and enable implementation in the city. Further, Smart Cities Mission, MoHUA has published a reference guide available on the Smart Cities Open Data Portal that may help the city understand the various aspects of conducting a hackathon.







## COMPONENT 3

## PROCESS

Score

20

100

### Indicator 3.c: Solving urban challenges using data

Score: 20/30

In addition to the currently identified challenges, your city is advised to work with various internal departments as well as other urban stakeholders in the city to identify other sectoral issues / challenges that may be tackled using data. The challenge should be clearly identified along with the relevant datasets. Insights derived from the datasets should be analysed.

### Indicator 3.d: Analytics capability


Score: 0/20

Your city is advised to identify the relevant data streams and consider applying intelligent techniques to uncover insights from the available data and generate actionable insights. Your city may also utilize its already operationalized ICCC for this kind of analysis. Your city may be like to explore various types of analytics:

- Descriptive (Tells you what happened in the past)
- Diagnostic (Helps you understand why something happened in the past)
- Predictive (predicts what is most likely to happen in the future)
- Prescriptive (Analytics recommends actions you can take to affect those outcomes)







## COMPONENT 4

## TECHNOLOGY

Score

10

100

### Indicator 4.a: Sensors for data collection

Score: 10/10

As part of Smart City initiatives, city may be deploying sensors and other devices. Your city may consider utilising the data collected from the Field Sensors and Devices which may be in the forms mentioned below to derive actionable insights:

- Hierarchical files (JSON, XML, YAML, etc.)
- Real-time stream
- Objects
- Videos
- Images
- Locational Data

### Indicator 4.b: Number of datasets on SCODP


Score: 0/30

Your city is advised to utilize dataset templates present in the 'Documents' section of the Smart Cities Open Data Portal to upload city's open data pertaining to different sectors on the Portal. Data coordinators may support the CDO to populate data as per the dataset templates within their departments. City is advised to ensure the datasets are of utmost quality and relevant for the users.

### Indicator 4.c: Schedule for Updating Datasets on SCODP

Score: 0/30

It is of utmost importance that the datasets published on SCODP stays relevant and updated for improved and sustained usage. Therefore, your city is advised to update all your datasets on a periodic basis (monthly, quarterly, biannually, annually) by maintaining a data sets' updating schedule. Datasets that currently exist on the Smart Cities Open Data Portal may also be revised and updated as per schedule.



## COMPONENT 4

## TECHNOLOGY

Score

10

100

### Indicator 4.d: Number of APIs on SCODP

Score: 0/10

In addition to static datasets in csv formats, your city is advised to also start publishing data through web services. CDO, with the help of data coordinators, may look into various departments' MIS and other data systems that showcase real-time data and follow SCODP procedures / processes to publish datasets in the form of APIs.

### Indicator 4.e: Spatial Readiness

Score: 0/20

Your city is advised to identify various datasets that can be translated into a GIS layer. Your city may also utilise the ICCC to visualize the location-based datasets to be able to better understand the data. GIS layers can be helpful in improved analytics and can also be used in impact assessment of initiatives.





## COMPONENT 5

## OUTCOMES

Score

0

100

### Indicator 5.a: Data stories/blogs

Score: 0/30

Your city is advised to identify sector-specific problem statements being faced by a particular department and build solutions through efficient and effective use of city data. Your city is advised to document their experiences and share with fellow cities insights about their data initiatives. This will also help them showcase their improvement on a National platform. City to also peruse the various data stories available on [smartcities.data.gov.in](https://smartcities.data.gov.in) which may be replicable in certain cases.

### Indicator 5.c: Development of applications

Score: 0/20

Your city is advised to further develop portals and applications based on the various smart initiatives being undertaken in the city. This will help the city not only collect relevant data but analyse it to generate insights for improving service delivery, operations and citizen engagement.

### Indicator 5.b: Data-related use cases

Score: 0/30

For effective service delivery, your city is advised to investigate developing use cases based on the data available within the city. These use cases may help to solve critical urban problems. The city can take help from multiple stakeholders, including alliance partners. Your city may clearly specify the identified problem, detail the use case under consideration, identify the datasets that may be used and envision the outcome/ impact that may be generated with the implementation of this use case. Your city may also utilize the ICCC facility to analyze the datasets available for already identified urban challenges and develop data-based use cases.

### Indicator 5.d: Alerts & Notifications

Score: 0/20

From the various city services targeted towards citizens, your city is advised to analyse the services where timely notifications may be beneficial for the citizens. Your city may then consider using various channels such as SMS, Variable Message Displays (VMDs), Public Address Systems (PAS), etc. to disseminate information to public.



Ministry of Housing and Urban Affairs  
Government of India

