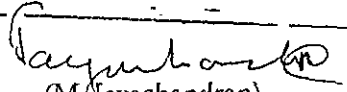


OFFICE MEMORANDUM

The undersigned is directed to enclose herewith a copy of the minutes of the 69th meeting of the Central Sanctioning and Monitoring Committee of Ministry of Housing and Urban Poverty Alleviation held on 29th October, 2009 under the Chairpersonship of Secretary (HUPA) to consider and sanction projects under Sub-Mission on Basic Services to the Urban Poor (BSUP) under Jawaharlal Nehru National Urban Renewal Mission (JNNURM).

2. The appraisal agencies (i.e. HUDCO, BMTPC) are requested to convey the decisions of the Central Sanctioning & Monitoring Committee to all the State implementing agencies/nodal agencies for BSUP and IHSDP to take appropriate follow up action as per the minutes of the meeting.

3. A copy of the minutes is forwarded to the Secretaries in-charge of BSUP and IHSDP in the States/UTs with-a-request to take further follow up action.


(M. Jayachandran)
Deputy Director (BSUP)
Telephone 011-2306 1519

Encl: Minutes of the meeting

To

Members of the CSMC as follows:

1. The Secretary, Ministry of Urban Development, Nirman Bhavan, New Delhi.
2. The Secretary, Ministry of Finance, Department of Expenditure, New Delhi.
3. The Principal Adviser (HUD), Planning Commission, Yojana Bhavan, New Delhi.
4. The Secretary, Ministry of Environment and Forests, Paryavaran Bhavan, CGO Complex, Lodhi Road, New Delhi.
5. The Secretary, Ministry of Social Justice and Empowerment, Shastri Bhavan, New Delhi.
6. The Secretary, Ministry of Health and Family Welfare, Nirman Bhavan, New Delhi.
7. The Secretary, Department of School Education & Literacy, Shastri Bhavan, New Delhi.
8. The Joint Secretary and FA, Ministry of Urban Development and Ministry of HUPA, New Delhi.
9. The Chief Planner, Town and Country Planning Organisation (TCPO), I.P. Estate, New Delhi.
10. The Adviser, CPHEEO, Ministry of Urban Development, Nirman Bhavan, New Delhi.
11. The CMD, Housing and Urban Development Corporation Ltd., HUDCO Bhavan, India Habitat Centre, Lodhi Road, New Delhi.
12. The Joint Secretary (JNNURM)/Mission Director, Ministry of Housing and Urban Poverty Alleviation, New Delhi - Member-Secretary

Copy to the concerned officers in respect of projects considered in the meeting:-

1. Shri Mukhopadhyay, Principal Secretary, Urban Development Department, Government of West Bengal, Nagarayan Bhavan, DF-8, Sector-I, Kolkata 700 064

2. Shri B.P. Barat, Secretary, Kolkata Metropolitan Development Authority, Government of West Bengal, DF-8, Sector-I, Salt Lake, Kolkata-64
3. Shri Chintamani, Director, SUDA, Government of Uttar Pradesh, 10-Ashok Marg, Navchetna Kendra, Lucknow.
4. The Chief Executive Officer, Gujarat Urban Development Mission, GMFB Building, Sector-10A, Gandhinagar – 382 016.

Copy to the Secretaries in charge of Basic Services to the Urban Poor (BSUP) and Integrated Housing & Slum Development Programme (IHSDP) in the States/UTs:-

The Principal Secretary, Urban Development & Municipal Administration Department Government of Andhra Pradesh, L-Block Secretariat Hyderabad – 500 002	The Principal Secretary, Housing Department, Government of Andhra Pradesh, L-Block, A.P. Secretariat, Hyderabad – 500 002
The Secretary, Municipal Administration Department, Government of Andhra Pradesh, L-Block Secretariat, Hyderabad-500 002.	The Principal Secretary, Urban Development & Tourism, Government of Arunachal Pradesh, Civil Secretariat, Itanagar.
The Commissioner & Secretary, UD Department, Government of Assam, Assam Secretariat, Dispur, Guwahati -781 006.	The Secretary, Urban Development Department, Government of Bihar, Vikash Bhawan, New Secretariat, Patna.
The Additional Secretary & Director (BUDA), Urban Development Department, Government of Bihar, Vikash Bhawan, Patna.	The Secretary (Housing), Government of Bihar Sachivalaya Patna – 800 015
The Secretary, Urban Administration & Development Department, Government of Chhattishgarh, Room NO 316, DKS Bhawan, Mantralaya, Raipur -492 001.	The Secretary(Housing) Government of Goa, Secretariat Annexe, EDC House, Panaji- 403 001
The Principal Secretary(UD) & Housing, Government of Gujarat, Block No, 14, 9 th Floor, New Sachivalaya, Gandhinagar-382 010.	The Chief Executive Officer, Gujarat Urban Development Mission, GMFB Building, Sector-10A, Gandhinagar – 382 016
The Commissioner & Secretary, Department of Urban Development, Government of Haryana, SCO-20 Sec.7C, Chandigarh – 160 001.	The Secretary (UD), Government of Himachal Pradesh, Shimla – 171 002
The Secretary, Housing and UD Department, Government of Jammu & Kashmir, New Secretariat, Srinagar.	The Principal Secretary (Housing), Government of Himachal Pradesh, Shimla – 171 002

The Director, Urban Local Bodies Government of Jammu & Kashmir, 151-A/D, Gandhi Nagar, Jammu.	The Secretary Urban Development Department, Government of Jharkhand, Ranchi -834 004.
The Secretary (Housing) Government of Jharkhand, Project Building, Dhurwa, Ranchi-834004	The Principal Secretary (Housing) Government of Karnataka, Room No.213, 2 nd Floor, Vikas Souda Dr. B.R. Ambedkar Road, Bangalore-560 001
The Principal Secretary to Government UD Department, Government of Karnataka Room No.436, 4 th Floor, Vikas Souda Dr. B.R. Ambedkar Road Bangalore 560 001	The Secretary (Housing), Government of Kerala, Secretariat, Thiruvananthapuram – 695 001
The Principal Secretary, Local Self Government Department Government of Kerala Thiruvananthapuram – 695 001	The Secretary , Local Self Government, Government of Kerala, Thiruvananthapuram-695 001
The Executive Director Kudumbashree State Poverty Eradication Mission Government of Kerala 2 nd Floor, TRIDA Building, Chalakuzhy Road, Medical College (PO), Thiruvananthapuram 695 011.	The Principal Secretary, Urban Administration and Development Department, Government of Madhya Pradesh, Mantralaya, Bhopal - 462 032
The Principal Secretary (Housing & Environment), Government of Madhya Pradesh, Mantralaya, Ballabh Bhavan, Bhopal - 462 032	The Commissioner, Urban Administration & Development, Government of Madhya Pradesh, Nagar Palika Bhavan, Shivaji Nagar Bhopal -462 016
The Principal Secretary (UD), Government of Maharashtra, Room No.425, 4 th floor Mantraalaya, Mumbai-400 032	The Principal Secretary (Housing), Government of Maharashtra, Room No.268, 2 nd Floor, Mantralaya, Mumbai-400 032
Commissioner & Secretary, Urban Affairs & Housing, Government of Meghalaya, Main Secretariat Building Shillong-793 001	The Secretary, Housing, UD & Municipal Administration, Government of Manipur, Chief Secretariat, Imphal -795 001
The Commissioner & Secretary, Urban Development & Poverty Alleviation Department Government of Mizoram, Civil Secretariat, Aizwal-796 001.	The Principal Secretary, Urban Development Department, Government of Nagaland, Kohima – 797 001
The Commissioner & Secretary, Works & Housing, Government of Nagaland Kohima – 797 001	The Principal Secretary (Housing & UD), Government of Orissa, Orissa Secretariat, Bhubaneswar - 751 001


The Principal Secretary(LSG) Government of Punjab Mini Secretariat Sector-9, Chandigarh 160 001	The Secretary (Housing & UD) Government of Punjab, Room No.419, Mini Secretariat, Sector-9 Chandigarh 160 001
The Principal Secretary, UDH & LSG Department, Government of Rajasthan Room No. 29, Main Building, Secretariat, Jaipur	The Secretary, Local Self Government Department, Government of Rajasthan , Room No.39, SSO Building, Government Secretariat , Jaipur 302 005.
The Secretary, Department of UD & Housing, Government of Sikkim, NH 31A, Gangtok – 737 101	The Secretary (Housing & UD), Government of Tamil Nadu, Fort St. George, Secretariat, Chennai –600 009
The Secretary, Municipal Administration & Water Supply, Government of Tamil Nadu, 6 th Floor, Ezhilagam Annexe, Chepauk, Chennai- 600 009	The Secretary (UD), Government of Tripura Civil Secretariat, Pt. Nehru Complex, Agartala-799 001
The Principal Secretary (UD & MA) Government of Uttar Pradesh, Room No.825, 8 th floor, Babu Bhawan, Lucknow – 226 001	The Principal Secretary (Housing), Government of Uttar Pradesh, 325 Babu Bhawan, Lucknow – 226 001
The Director, SUDA, Government of Uttar Pradesh, Navchetna Kendra, 10, Ashok Marg, Lucknow.	The Principal Secretary (UD), Government of Uttarakhand, Uttarakhand Secretariat, 4 B, Subhash Road DEHRADUN – 248 001.
The Project Director (JNNURM), Urban Development Directorate, Government of Uttarakhand, 43/6, Mata Mandir Marg, Dharampur, Dehradun – 248 001	
The Principal Secretary (UD), Government of West Bengal, Nagarayan DF-8, Sector1, Bidhannagar, Kolkata 700 064	The Secretary (UD & Housing), Chandigarh Administration, UT Secretariat, Sector 9, Chandigarh-160 001
The Secretary (Housing), Government of Puducherry, Chief Secretariat, Puducherry-605 001	The Secretary, Local Administration Department Government of Puducherry, Chief Secretariat, Puducherry-605 001
The Principal Secretary (UD), Government of NCT of Delhi, 9 th Floor, C Wing, Delhi Secretariat, IP Estate, New Delhi.	The Additional Secretary (UD), Government of NCT of Delhi, Delhi Secretariat, IP Estate, New Delhi-110 002
The Commissioner & Secretary, (Relief & Rehabilitation), UT of Andaman & Nicobar Islands, Secretariat, Port Blair –744 101	The Secretary (Housing & UD), UT of Daman & Diu, Secretariat, Moti Daman-396 220

<p>The Secretary (Housing & UD), UT of Dadra & Nagar Haveli, Secretariat, Silvassa-396 220</p>	<p>The Chief Town Planner, Town & Country Planning Department, UT Administration of Dadra & Nagar Haveli, 2nd Floor, Secretariat, Silvassa - 396 230.</p>
--------------------------------------------------------------------------------------------------------------------	----------------------------------------------------------------------------------------------------------------------------------------------------------------------------------------------

Copy to:

1. The Joint Secretary to Hon'ble Prime Minister (Kind attention Shri R. Gopalakrishnan),
PMO, South Block, New Delhi.
2. PS to Hon'ble Minister (HUPA)
3. Sr. PPS to Secretary (HUPA)
4. Joint Secretary (H), Ministry of HUPA
5. The Joint Secretary (PP), Ministry of Minority Affairs, Room No.1125, 11th Floor,
Paryavaran Bhavan, CGO Complex, New Delhi.
6. The Joint Secretary (UT), Ministry of Home Affairs, North Block, New Delhi
7. Director (UPA), Ministry of HUPA
8. OSD (JNNURM), Ministry of HUPA.
9. Director (Administration), Ministry of HUPA
10. DS(JNNURM), Ministry of HUPA
11. US(JNNURM), Ministry of HUPA
12. DD(JPC), NBO, Ministry of HUPA
13. DD(Data & MIS), NBO, Ministry of HUPA
14. DD (NRC), NBO, Ministry of HUPA
15. SO (IHSDP), Ministry of HUPA
- ✓ 16. Monitoring Cell (JNNURM), Ministry of HUPA
17. The CMD, NBCC, "NBCC Bhavan", Lodhi Road , New Delhi-110 003
18. The CMD, HPL, Jangpura, New Delhi-110014
19. The Executive Director, BMTPC, Core 5 A, First Floor, India Habitat Centre, Lodhi
Road, New Delhi-110 003
20. The Director (Corporate Planning), HUDCO, "HUDCO Bhavan", India Habitat
Centre, Lodhi Road, New Delhi 110 003.
21. The Director, Indian Institute of Technology Roorkee, Roorkee, Uttarakhand - 247 667

Copy to:- Guard folder on JNNURM


 (M. Jayachandran)
 Deputy Director (BSUP)

MINUTES OF THE 69th MEETING OF THE CENTRAL SANCTIONING AND MONITORING COMMITTEE (CSMC) OF THE SUB-MISSION ON BASIC SERVICES TO THE URBAN POOR (BSUP) UNDER JAWAHARLAL NEHRU NATIONAL URBAN RENEWAL MISSION (JNNURM)

Nirman Bhawan, New Delhi, 29th October, 2009

The 69th meeting of the Central Sanctioning and Monitoring Committee (CSMC) of the Sub-Mission on Basic Services to the Urban Poor (BSUP) under Jawaharlal Nehru National Urban Renewal Mission (JNNURM) was held under the Chairpersonship of Secretary, Ministry of Housing and Urban Poverty Alleviation in New Delhi on 29th October, 2009 (at 11 AM in MIS Centre of NBO, Room No. 120, G Wing Nirman Bhawan). The list of participants is at Annexure – I.

2.1. Welcoming the Chairperson and Members of the CSMC, the Mission Director/Joint Secretary (JnNURM) informed that a number of meetings have been held by Secretary (HUPA) with representatives of States/UTs recently regarding implementation of already approved projects as well as submission of new projects under BSUP and IHSDP. The States/UTs have also been requested to come up with realistic estimates of requirement of ACA during the current financial year 2009-10. He requested States/UTs to immediately reconcile the figures and inform the Ministry of the exact requirement of ACA under BSUP and IHSDP during the year 2009-10. The States should gear up their machinery to submit proposals seeking 2nd and subsequent instalments with all supporting documents such as Utilisation Certificates, duly filled up worksheets, report of independent technical inspection, TPIM or IRMA report along with comments of SLNA, etc. Similarly, States/UTs (which have balance 7-year ACA allocation) should submit new project proposals for approval of the Central Sanctioning & Monitoring Committee/Central Sanctioning Committee without any delay. They should prepare a plan of action in this respect in order to ensure that such proposals are brought up before the CSMC/CSC well in time. He also informed that the last meeting of the CSMC/CSC in the current year will be held by 28.2.2010 as Ministry of Finance/Ministry of Home Affairs will not be able entertain any proposals for release of fund after 5th March, 2010.

(Action: States/UTs)

2.2. Mission Director/Joint Secretary (JNNURM) requested all the States/UTs to submit (i) utilisation certificate in respect of the grant-in-aid released by the Ministry in March, 2007 for conducting capacity

1/75
M

building programme under JNNURM, (ii) requirement for PMU-PIUs, (iii) DPR reimbursement charges, (iv) TPIMA charges and (v) additional amount due towards projects sanctioned in 2008-09 prior to revision of unit cost under IHSDP from Rs.80,000 to Rs.100,000 per unit. He informed that the Ministry has recently approved a new set of guidelines for providing financial assistance for comprehensive capacity building programme under JNNURM and requested all the States to submit necessary proposals for financial assistance. In addition, support will be available under 5% A&O/IEC funds to develop centres of excellence/national/regional resource centres for promoting capacity building at the state/local levels. The Committee noted the approvals accorded by Minister for Housing & Urban Poverty Alleviation and decided that OSD (NBO) would print the consolidated guidelines and circulate the copies to States/UTs to enable them send proposals for consideration by CSMC/CSC. He also reiterated the important points emphasized by the Chairperson in the earlier meetings of CSMC/CSC for adherence/implementation by the States/UTs/ULBs (Annexure-II).

(Action: States/UTs/Appraisal Agencies)

2.3. Mission Director and Joint Secretary (JNNURM) informed that the last date for receipt of proposals for the Incentive Award for Cities and States is 5th November, 2009 and requested the States to submit necessary proposals to OSD (JNNURM).

(Action: States/UTs)

3.1. Welcoming the participants, Secretary (HUPA) and Chairperson, Central Sanctioning & Monitoring Committee (CSMC) emphasised the need to ensure quality check in all the projects under BSUP and IHSDP. She said that the proposals from the States seeking second and subsequent instalments should invariably be accompanied by a report on the quality check conducted by independent agencies and TPIMA along with comments from the SLNA. All the States/UTs should complete the process for engaging TPIMA without any delay to avoid stoppage of release of 2nd and subsequent instalment. Till such time TPIM is in place, quality check should be conducted through reputed agencies or IRMA and their reports along with comments of the SLNA should be sent to the JNNURM Directorate of Ministry of HUPA. The States/UTs should ensure that necessary paper work conforming to the requirement of the JNNURM Directorate are complete in all respects before they come up with proposals seeking 2nd and subsequent instalments so that projects are not held up for want of such procedural requirements.

(Action: States/UTs)

2/75
M

3.2. Secretary (HUPA) and Chairperson, Central Sanctioning & Monitoring Committee (CSMC) suggested that States/UTs should come up with supplementary demand in case some critical infrastructure components were left out at the time of original approval of the projects. The components such as water and sewer pipeline connection, separate toilet and bath, etc., that were inadvertently left out earlier should be provided so that the beneficiaries do not suffer from lack of such facilities. However, the costing should be based on the SOR of the year in which the original project was approved. Any escalation on this account is to be borne by the State/UT/ULB.

(Action: States/UTs)

3.3. Referring to the proposed Rajiv Awas Yojana, Secretary (HUPA) said that comments on the draft of the guidelines for the scheme sent to all the States/UTs must be sent by 15th November to enable the Ministry to complete necessary formalities for the launch of the Scheme which envisages a Slum-free India. She requested the State/UT Secretaries to undertake preparatory tasks such as survey of slums, slum mapping using GIS, preparation of slum-free city/state plans, development of legal framework for property rights to slum dwellers, addressing issues of inclusive urban planning to prevent growth of slums in future, exploring PPP projects for slum development/redevelopment/rehabilitation projects,

(Action: States/UTs)

4. For the CSMC Meeting, the following proposals were put up in the agenda:

- (a) Proposals for 3rd instalment of ACA received from:
 - i. Uttar Pradesh (2 projects at Agra)
 - ii. West Bengal (4 projects at Kolkata)
- (b) TPIM Proposal from Uttar Pradesh
- (c) PMU/PIU proposal from Gujarat

Brief details of the agenda are at Annexure-III.

3/75
MA

5. **Proposals for 3rd instalment of ACA**
Uttar Pradesh

5.1. The Committee considered the proposal for releasing 3rd instalment for 2 projects in Agra. The Committee approved the proposal subject to the following:

- Infrastructure component in all the projects should be upto the desired mark.
- The State shall ensure that town planning norms as applicable to low income settlements are followed while laying down infrastructure networks.

5.2. **Abstracts of the approval for releasing 3rd instalment for the 2 projects at Agra are at Annexure-IV (Col. A & B)**

(Action: JNNURM Directorate – to recommend release of fund

West Bengal:

5.3. The Principal Secretary (UD), representing the State referred to the decisions taken in the 65th meeting of CSMC held on 15.7.2009 and said that on account of an observation about quality of road being executed in one of the projects, release of 2nd instalment and 3rd instalment for all the 13 projects approved in the said meeting has been held up. He requested the Committee to reconsider the decision and to release 2nd/3rd instalment for the remaining 12 projects as necessary quality check has been ensured in all the projects. Regarding Chandannagore, the representative assured that a separate report will be sent very soon. He also informed the Committee that he is personally supervising such matters after assuming charge as Principal Secretary (UD) of the State Government.

5.4. The Committee observed that out of 11 projects for which 2nd instalment was sought in the 65th meeting of the CSMC, the Central Monitoring Agency had found that the road being executed in Chandannagore (Phase I) was not up to the mark. The Committee had requested the State to furnish independent quality inspection reports within 15 days of the meeting and also to furnish original UCs in respect of 3 projects at North Dum Dum (Phase I), Chandannagore (Phase I) and Hoogly.

4/75
M

5.5. The Committee decided the following:

- The State should undertake regular inspection of the projects through independent professional agencies and if there is deviation, the State should come up with corrective measures;
- The JNNURM Directorate should check whether quality check reports, accompanied by comments of SLNA, are received and are satisfactory in respect of the 12 out of 13 projects (i.e., excluding Chandannagore) and that original UCs have been received. This will be processed on file. After this, recommendation for releasing the 2nd/3rd instalment for 12 projects (approved in the 65th meeting of CSMC) will be made;
- For Chandannagore the State should send independent quality report along with its comments. BMTPC will submit a report regarding rectification of the shortcomings noticed earlier. Based on the reports received the release would be recommended by the Mission Directorate.

(Action: JNNURM Directorate—to recommend release of fund subject to verification of quality check report and UC; State Government/SLNA – to furnish quality check report in respect of Chandannagore and furnish original UC); BMTPC to report whether the shortcomings noticed earlier have been rectified).

5.6. The Committee then considered the proposals seeking release of 3rd instalment for 4 projects in Kolkata. Director (JNNURM) informed:

- For the projects at (i) Rishra and (ii) Baruipur there is no provision for water supply;
- 8 DUs have been dropped from the project in Rishra

5.7. The representative of the State informed:

- The State would provide water supply with individual water connection. Necessary action has been taken for infrastructure connectivity with UIG; and
- 8 DUs have been dropped (out of 128 units) due to non-availability of adequate land. Efforts will be made to complete all DUs. Otherwise, revised costing will be submitted at the time of seeking 4th instalment by reducing the cost of 8 DUs.

(M) 5/75

5.8. The Committee approved the proposal for release of 3rd instalment for the 4 projects subject to the following:

- The State should take all measures to include everyone in the slum;
- There should not be any change materially affecting the project (such as change in the unit size, no provision for toilets/bath, etc);
- Necessary infrastructure for individual water supply connection with connectivity to city-wide network should be planned and executed well before the completion of the projects. As water pipelines have to be laid under the roads, advance action for the same should be taken before finishing the road works;
- In case some infrastructure components were left out at the time of original approval of the projects, State is free to come up with supplementary demands (SOR at the time of approval of the original project to be adopted and any escalation to be borne by the State/ULB). The components such as pipeline connection, separate toilet and bath, etc., that were inadvertently left out earlier should be provided so that the beneficiaries do not suffer from lack of such facilities.

5.9. Abstracts of the approval for releasing 3rd instalment for the 4 projects at Kolkata are at Annexure-IV (Col. C, D, E & F)

(Action: JNNURM Directorate – to recommend release of fund

6. TPIM Proposal

Uttar Pradesh

6.1. Director (SUDA), Uttar Pradesh presented the proposal for appointment of Third Party Inspection and Monitoring Agency (TPIMA) for the BSUP and IHSDP projects in the State. The work is proposed to given to three agencies, viz, IIT, Roorkee, Infrastructure Professional Enterprises P. Ltd, New Delhi (IPE) and Shristi Urban Infrastructure Development Ltd, New Delhi (Shristi).

6.2. The Committee observed the following:

- 1) Two agencies namely, IPE and Shristi are empanelled agencies. IIT Roorkee is not an empanelled agency ;
- 2) The SLNA should ensure that work to TPIMA is as per capacity of the agency and that the value of the work to TPIMA is within the prescribed ceiling specified in the toolkit. ;
- 3) SLNA should clarify whether the rates are inclusive of taxes or not;
- 4) SLNA should ensure that there is no conflict of interest in awarding the work, as per the toolkit;

6/75

- 5) SLNA should submit agency-wise costing; and
- 6) SLNA should certify that:
 - i. CVC guidelines have been followed;
 - ii. Guidelines of the State Government regarding award of contract have been followed;
 - iii. There is no conflict of interest as per toolkit; and
 - iv. The reports will be furnished as per the toolkit.

6.3 The state representative requested that since IIT Roorkee is a technically qualified institution, the proposal to accord a part of TPIM work to IIT Roorkee may be accepted. The Committee agreed to the request of State Government with the condition that the toolkit of TPIM would be followed by the said institution. The Committee also clarified that the prescribed ceiling on the award cost may be applied on the group of projects being awarded to the agencies.

6.3 The Committee approved the proposal for engaging M/s IPE, New Delhi, Shristi, New Delhi and IIT, Roorkee as TPIMA for the State of Uttar Pradesh subject to the State furnishing clarification/certification as at paragraph 6.2. above and submitting SLSC approval for same.

6.4 The State has since furnished the compliance report. The State (Finance Controller) has furnished the requisite certificate. GoUP has informed that selected agencies have been allotted work as per their capacity and within prescribed ceiling limit of the toolkit. The proposed rates are exclusive of taxes. The revised proposal as submitted by the State is at Annexure – V (a). The agency wise break-up is as under

- i) SHRISHTI - No of Projects – 71 (22 BSUP and 49 IHSDP) at a total fee of Rs. 1.985 crores
- ii) IPE - No of Projects – 98 (32 BSUP and 66 IHSDP) at a total fee of Rs. 2.704 crores
- iii) IIT-Roorkee No of Projects – 22 (13 BSUP and 9 IHSDP) at a total fee of Rs. 0.658 crores

The release of funds would be subject to submission of SLSC approval.

(Action: State Government)

M 7/75

West Bengal

6.5. The representative of the State, Principal Secretary (UD) requested the Committee to give final approval to the State's proposal for TPIM (considered in the 68th meeting of CSMC held on 1.9.2009).

6.6. The Committee observed that in principle approval to the proposal for TPIM in the State of West Bengal was accorded subject to the following:

- The state would certify that
 - The relevant State guidelines and State norms have been followed through a transparent process; the reports will be as per toolkit of the Ministry; and there is no conflict of interest in case of agency proposed.
- SLSC/SLCC approval will be reported.
- The State would submit the detailed project-wise amount required comprising desk review charges, number of site visits required and total site visit charges in a tabular form. The taxes should be mentioned separately.
- The State would ensure that the total cost is within the ceiling prescribed for BSUP and IHSDP separately in the toolkit.
- The State must ensure that the agency proposed has the requisite capacity to take up the work as per the Band allotted to it by the Ministry.

6.7. SLNA has submitted the compliance report fulfilling the conditions imposed by CSMC. However, as mentioned in the compliance report the proposal was to be put up in the meeting of SLSC to be held on 4th November 2009. The State has informed that the rates are inclusive of taxes. SLNA has also submitted agency-wise statement of award of work wherein the financial ceilings have been observed on the group of projects warded to an agency.

6.8 After consideration of the compliance reports by the State, the Committee approved the proposal which is placed at annexure V (b). The agency wise break up is as under :-

- M/s Arvee Associates Architects Engineers & Consultants Pvt. Ltd, Hyderabad - No of projects - 84 (42 BSUP and 42 IHSDP) at a total fee of Rs. 304.85 lakhs
- M/s SGS India Pvt. Ltd, Mumbai - No of projects - 56 (29 BSUP and 27 IHSDP) at a total fee of Rs. 209.3 lakhs

8/75
m

- M/s BLG Constructions services Pvt. Ltd, Jodhpur- No of projects - 43(19BSUP and 24 IHSDP) at a total fee of Rs. 173.55 lakhs

The total value of TPIM work proposed to be awarded is Rs. 687.7 lakhs for 183 projects. The release of funds would be subject to submission of SLSC approval.

(Action: State Government)

7. PMU/PIU

Gujarat

7.1. The representative of the SLNA, Gujarat presented proposals for setting up of PMU and PIUs in the State. He informed the Committee that though 2 PIUs (1 each for Rajkot and Vadodara) have been approved, no PMU for the State was approved. He requested the Committee to approve the proposal for setting up:-

- ~~i. 1 PMU (at the State level) at Gandhinagar;~~
- ii. 2 PIUs (for BSUP projects) at Ahmedabad and Surat;
- iii. 4 PIUs (for covering IHSDP towns).

Regarding the proposal for 4 PIUs to cover IHSDP towns, the representative of the SLNA requested that these may be sanctioned at Bhavnagar, Jamnagar, Kadi and Valsad to cover 32 IHSDP towns, instead of the 4 the locations shown in the agenda (i.e, Gandhinagar, Bhavnagar, Jamnagar and Surendranagar). He made a presentation on the geographical location and its contiguity.

7.2. The Committee approved to set up the following:-

- i. 1 PMU (at the State level) at Gandhinagar;
- ii. 2 PIUs (for BSUP projects) at Ahmedabad and Surat; and
- iii. 4 PIUs at Bhavnagar, Jamnagar, Kadi and Valsad to cover 32 IHSDP towns and other towns that may be taken up under RAY.

7.3. Abstract of the approval are at Annexure VI (a), (b), (c), (d), (e) and (f).

(Action: JNNURM Directorate to recommend release of 1st instalment of ACA for 1 PMU and 6 PIUs)

8. The meeting ended with a vote of thanks to the Chair.

9/75
MS

ANNEXURE-I

LIST OF PARTICIPANTS IN THE 69th MEETING OF CENTRAL SANCTIONING AND MONITORING COMMITTEE (CSMC) OF BSUP HELD UNDER THE CHAIRPERSONSHIP OF SECRETARY (HUPA) ON 29.10.2009

1. Ms. Kiran Dhingra, Secretary, in Chair
Ministry of Housing and Urban Poverty Alleviation
2. Dr. P.K. Mohanty, Mission Director & Joint Secretary (JNNURM), Ministry of
HUPA
3. Shri D.S. Negi, OSD (JNNURM), Ministry of HUPA
4. Shri Vivek Nangia, Director (JNNURM), Ministry of HUPA
5. Shri V.K. Gupta, Deputy Financial Adviser, Ministry of HUPA
6. Shri K.L. Dhingra, C.M.D., HUDCO, New Delhi
7. Shri Naresh KR. Dhiran, Town & Country Planner, T.C.P.O., Ministry of Urban
Development
8. Shri Deena Nath, Deputy Director, Department of Expenditure, Ministry of
Finance
9. Shri Umraw Singh, Deputy Director (JPC), NBO, Ministry of HUPA
10. Shri D. Mukhōpadhyay, Principal-Secretary (UD), Government of West Bengal,
Nagarayan Bhavan, DF-8, Sector-I, Kolkata-700 064
11. Shri Chintamani, Director, SUDA, Government of Uttar Pradesh, Lucknow
12. Shri Chhanda Sircar, Director, SUDA, Government of West Bengal.
13. Shri Kousik Das, Chief Engineer, M.E. Directorate, Department of Municipal Affairs,
Government of West Bengal
14. Shri S.K. Chaudhary, Executive Director, HUDCO, New Delhi
15. Ms. Usha P. Mahavir, Deputy Chief, HUDCO, New Delhi
16. Ms. Radha Roy, Assistant Chief, HUDCO, New Delhi
17. Shri D.P. Singh, Development Officer, BMTPC, New Delhi
18. Shri Vijay Anadkat, Team Leader, PMU, Gujarat Urban Development Mission,
Gandhinagar
19. Shri Liby T. Johnson, Specialist (Social Development), PMU, Kudumbashree, TRIDA
Building, Medical College PO, Thiruvananthapuram, Kerala
20. Ms. Anju Singh, Project Office, District Urban Development Agency, Mathura, Uttar
Pradesh
21. Shri K.R. Meena, Executive Engineer, Municipal Council, Bhilwara, Rajasthan
22. Shri M. Jayachandran, Deputy Director (BSUP), Ministry of HUPA

10/75
m

ANNEXURE-II

IMPORTANT POINTS REGARDING FORMULATION, EXECUTION & MONITORING OF BSUP AND IHSDP PROJECTS

CDPs and Slum Development Plans

- The first generation CDPs have not addressed the requirements of housing and infrastructure in slums/low-income settlements adequately. States/UTs should revisit their CDPs, identify all the slums in their cities and towns – both notified and non-notified, develop database, and assess the needs for both *in situ* and relocation projects. As far as possible, priority should be accorded to *in situ* development of slums, keeping the livelihood needs of the urban poor in view. Time-bound Slum Development Plans need to be prepared for all cities and towns to pursue the agenda of Slum-free Cities/Towns in view of the mandatory reform regarding the provision of entitlements and amenities to the urban poor in accordance with the 7-Point Charter of JNNURM.

Slum & Socio-economic Surveys

- Survey of slums and potential beneficiaries for coverage under BSUP and IHSDP projects is a must for the meaningful formulation of DPRs. All efforts should be made for the proper conduct of detailed slum surveys and household socio-economic surveys to identify the projects/facilities to be included under DPRs. The SLNAs concerned would be responsible for the conduct of various surveys under the guidance of the State Secretary concerned. OSD (JNNURM) will coordinate the conduct of surveys in BSUP cities/towns and other cities and towns covered / proposed to be covered under IHSDP. He will communicate necessary guidelines / formats for the conduct of Slum, Household and Livelihoods Surveys in States/UTs. Training programmes as required for effective survey works should be organised by SLNAs, coordinated by OSD (JNNURM).
- Surveys would facilitate the assessment of the felt-needs of slum-dwellers/urban poor, especially for housing and physical and social infrastructure including schools, health care centres and other social /community facilities like community halls, common facility centres etc. Such surveys should cover health, education and livelihood profiles of the urban poor. The survey findings must be utilized for designing good BSUP/IHSDP projects, taking into account important aspects such as dependency load in the existing schools, capacity in hospitals for in- and out-patients, need for multi-purpose community centres including

11 / 75
(M)

livelihood centres, informal sector markets, etc. depending on the occupational profiles of the beneficiaries and the likely numbers.

- In case there is time constraint, *regular slum survey and household socio-economic survey* can be preceded by *rapid slum and socio-economic surveys* for the purposes of assessing the state of basic amenities in slums and the felt-needs of beneficiaries, duly considering their broad social, economic, educational and skill profiles, main and subsidiary occupations etc. so that appropriate physical and social infrastructure facilities can be proposed in the DPRs.
- Each DPR should be accompanied by a list of beneficiaries based on the socio-economic survey. Efforts should be made to develop slums inhabited predominantly by SCs, STs and other weaker sections living in sub-human conditions. States/ULBs should ensure that houses under BSUP and IHSDP are provided to the needy and the properly targeted sections. The list of beneficiaries should be notified and placed in the website of the ULB/JNNURM.
- States/UTs should go in for issues of bio-metric identity cards to beneficiaries based on the socio-economic survey and computerization of data/records. This is to ensure that they do not sell the dwelling units and squat elsewhere. Further, the States/ULBs may impose conditions that the houses constructed under JNNURM cannot be transferred over a specified period or that the same would be on a long-term lease. The possibility of sale/alienation/misuse of housing units constructed under BSUP and IHSDP should be prevented.

Consultation with Beneficiaries

- Consultation with beneficiaries is a must before deciding on preparation of DPRs. Willingness of the beneficiaries should be taken for any rehabilitation/relocation projects proposed and also for payment of beneficiary contribution.
- Affordability of the urban poor should be kept foremost in view while working out beneficiary contribution. Any contribution amount beyond their financial capacity may lead to the imposition of undue burden on them. Therefore, special care needs to be taken while deciding upfront beneficiary contribution or EMI payment. States/UTs may arrange loans under Differential Rate of Interest scheme for beneficiaries to enable them to meet their share. Overall construction cost of the housing unit may also be kept at a minimum.

Mandatory Clearances/Approvals

- The State Level Nodal Agency/implementing bodies should ensure that the necessary clearances/approvals such as environmental clearance, Coastal Regulation Zone (CRZ) regulation clearance, land use clearance, etc. are in place before the DPRs are posed to the State Level Steering Committee/State Level Coordination Committee, as the case may be,

12/75
ms

for consideration. The CEO of the SLNA and State Secretary concerned should place the necessary technical clearances/approvals under various laws, including Environmental, Town Planning and Municipal laws, etc. and certificate that the estimates contained in the DPRs are authenticated/certified by the technically competent authorities under the State PWD Core/rules before the SLSC/SLCC.

- The layouts proposed for housing colonies under BSUP and IHSDP, showing various land uses and facilities proposed must conform to the prevalent Town Planning Rules/norms, as applicable to low income housing/informal settlements. Copies of layouts and housing designs must invariably accompany DPRs when the same are sent to Appraising Agencies.

Housing & Infrastructure Components

- The Ministry of Housing & Urban Poverty Alleviation has circulated Model DPR document to all States/UTs. The same is also placed in the Ministry's web site for JNNURM. A 'whole slum' approach will need to be adopted covering provision of land tenure, affordable housing and basic services. The whole slum proposed for development/redevelopment/relocation should be de-notified after the BSUP or IHSDP project is implemented. However, considering the difficulties in practice and special needs of the urban poor at some locations, clusters having more than 15 housing units can also be considered. Under the whole slum approach, it must be ensured that pucca houses left out of housing programme should be provided with individual toilet facilities with a view to achieving total sanitation.
- The housing component should generally be at least 50% of the total project cost with a view to achieving the targets fixed under the Mission and also giving primacy to the provision of shelter to the urban poor except in cases where housing units have already been constructed/are being constructed under VAMBAY or other EWS scheme of Central or State Governments.
- Adequate provision should be made for water supply, sewerage, drainage, solid and liquid waste disposal in the colonies proposed for development under BSUP or IHSDP. Individual water and sewer connection should be provided. Digester technology, where immediate connections to city sewer systems are not feasible, could be adopted in the place of dual-pits/septic tanks, wherever feasible.

Education, Health & Other Facilities

- Proposals for additional schools or additional rooms in existing schools must be part of the DPRs. The capacity of the existing schools to absorb the children from colonies being developed under BSUP and IHSDP needs to be carefully studied. The estimate of school-going children

13/75
NW

(including those from the new colonies) and demand for classrooms in terms of prevailing norms, capacity in existing schools and the additional capacity required should be worked out.

- Similar exercise should be done for providing health care facilities – hospitals, health centres, maternity centres etc.
- Action needs to be taken to ensure that other community infrastructure facilities like electrical sub-stations, transformers, water supply reservoirs, parks, playgrounds, bus stops, local markets, post offices etc. are also made available to the poor.
- Detailed estimates of community facility requirements as per planning norms, availability and gaps to be addressed have to be prepared at the initial stage of project preparation itself.

Colony Layouts & Housing Designs

- The colony layout plan should be socially cohesive and should facilitate social interaction amongst the dwellers. Efforts should be made for providing at 30% open areas along with 15% organised green area in the layouts.
- Adequate space must be provided in the layouts for community facilities including social and livelihoods infrastructure. The layout plan must include designated space to take care of convergent services such as health, education and recreation, informal sector markets, livelihood centres, pens for animals (if permitted and required) etc. in accordance with the specific needs of each of the slum pockets and their beneficiaries.
- The houses proposed should have two rooms, balcony, kitchen and separate bathroom and latrine, individual water connection and sewer connection. Aspects such as storage space for keeping things in rooms/kitchen, location of kitchen, location of toilet and bathroom in the houses to facilitate privacy, independent access from both rooms to toilet and bathroom, leaving a small space for fitting exhaust fan in kitchen and toilet, balcony for drying clothes etc., are some of the nuances that can be thoughtfully incorporated in the design of the houses for the poor.
- In the case of more than G+3 structures, provisions for ramp/lifts may be made to ensure that the old, disabled and children are not put to inconvenience.
- While priority should be given to accommodate physically challenged beneficiaries in the colonies, suitable barrier-free environments need to be provided for them in the proposed projects.
- The Ministry of HUPA, with the help of HUDCO and BMTPC, has developed good designs of houses, colonies, ramps and various types of social infrastructure facilities which could be appropriately used while

14/75
M

formulating project proposals. A Toolkit has also been published in this regard. The same may be referred to.

- The State Level Nodal Agency/ULBs/other implementing agencies may adopt innovative designs for layouts and houses for the poor, multi-purpose community centres, informal sector markets, animal pens, etc. not only in BSUP and IHSDP projects but also in their own programmes taken up by Housing Corporations/Boards etc. duly considering the models presented by HUDCO and BMTPC in the Toolkit published by the Ministry.

Developing Green Habitats

- States/UTs should take action to develop green habitats for the urban poor duly providing as many green belts, parks, avenue plantations, etc. as possible. Road-side plantations with tree guards and block plantations in the colonies taken up under BSUP and IHSDP should be given priority by the ULBs/Departments dealing with Parks, Plantations and Urban Forests.
- Tall seedlings, say 4-5 years old may be procured and planted in BSUP and IHSDP colonies so that they get established quickly without the need for careful nurture and maintenance.

Connectivity to City Infrastructure

- The infrastructure networks being developed under BSUP and IHSDP should invariably be integrated or planned to be integrated with trunk-line city infrastructure facilities, either already existing or being developed under UIG / UIDSSMT or State Government programmes in accordance with CDPs.
- The States / ULBs should ensure proper coordination amongst various agencies engaged in the implementation of JNNURM (UIG, UIDSSMT, BSUP and IHSDP) and other schemes to make sure that slums and low-income communities are linked to city-wide infrastructure systems. The project appraisal teams for UIG, UIDSSMT, BSUP and IHSDP must ensure such type of linkages.
- Infrastructure facilities provided to slum-dwellers/urban poor in the BSUP and IHSDP colonies should not be inferior to those in the surrounding areas.

O&M - Maintenance of Assets

- Proper maintenance of assets and upkeep of cleanliness and hygiene in the housing complexes / colonies developed under BSUP and IHSDP should be given utmost importance. States/UTs must develop viable and sustainable mechanisms for the maintenance of the houses and common infrastructure facilities created under BSUP and IHSDP through suitable mechanisms such as colony welfare associations, local

15/75
M

body-residents partnerships, institutional arrangements of collection of monthly maintenance charges etc.

- Wherever informal sector markets are taken up as a part of social infrastructure facilities in colonies, their operation on a time-sharing basis by inhabitants or their associations can be considered by the ULB concerned for enabling wider coverage of beneficiaries, without allotting space to any one person permanently.

Prime Minister's New 15-Point Programme for Welfare of Minorities

- An important objective of the new programme is to ensure that the benefits of various government schemes for the underprivileged reach the disadvantaged sections of the minority communities. In this regard, care should be taken to take up clusters of minority beneficiaries to the extent possible. Wherever feasible, efforts should be made to allocate up to 15% of targets under BSUP and IHSDP for the minorities.

Appraisal Check Lists

- Responsibility for the technical specifications in DPRs (adherence to ~~State PWD Code and Government Orders~~) and their endorsement/approval by the competent authority lies with the ULB/implementing authority/State Level Nodal Agency. The appraisal agencies must also ensure that the technical specifications are duly certified by the technically competent authorities as per State Government Public Works Code/Government Orders. Authenticated estimates (rates and bills of quantities) duly signed by appropriate authorities must accompany the DPRs/Appraisal Reports.
- The SLNAs/Appraisal Agencies should specially devote attention to the following aspects:
 - Land availability for housing the poor – verification of ownership;
 - Land tenure status – patta, temporary patta, occupancy right etc.;
 - Availability of State share, ULB share, Beneficiary contribution as per Guidelines of BSUP/IHSDP;
 - Willingness of beneficiaries to pay for their contribution.
 - Housing design – two rooms, kitchen, balcony, individual toilet, individual water connection - refer to the Design Manual circulated by the Ministry;
 - Adherence to town planning norms – Layout plans/designs should conform to town planning regulations applicable and be duly signed by competent municipal authority/SLNA officer;
 - Provision of adequate open space in layouts – for green belts, parks, playgrounds, avenue plantations, roads etc.;

16/75
②

- Authentication by competent engineering authority as per State Government PWD Code/Order duly signed by engineers of appropriate level and SLNA Chief Executive Officer;
- Identification of eligible beneficiaries - process for issue of biometric identity cards must be completed within one month after sanction of projects, in general;
- Rapid/detailed socio-economic survey of beneficiaries – details to be provided;
- Proper identification of needs of community infrastructure
 - Provision of required civic infrastructure including social infrastructure such as community hall, livelihood centre, information sector market, animal pen, etc. Estimation of requirements must be based on judicious norms.
 - Connectivity of slum infrastructure facilities with city-wide trunk infrastructure networks – water supply, sewerage, storm drainage, roads etc. – ensuring connectivity of local infrastructure being taken up under BSUP/IHSDP with facilities being created under UIG/UIDSSMT.
- Availability/provision of basic amenities like post offices, bus stops, transport services, local shopping complexes, electricity transformers, sub-stations, water supply overhead tanks/ground level service reservoirs etc.
- SLSC/SLCC approval, project-wise (not in a block) with all details clearly indicating estimates, plans, availability of State share and agreement to meet cost escalation.

Time & Cost Over-runs

- The BSUP and IHSDP projects are generally required to be completed in 12 to 15 months. In the case of Special Category States/UTs and projects requiring special considerations, 3 to 6 months additional period could be provided. It is expected that any escalation in the project cost would be borne by the State Government/ULB concerned.
- For reducing escalation in the cost of projects, the following options could be exercised by the implementing agencies:-
 - i) Purchasing materials (cement, steel, sanitary pipes, electrical items) in bulk, wherever considered prudent and feasible with a view to reducing cost;
 - ii) Encouraging labour contribution from the beneficiaries under the supervision of qualified technical personnel;
 - iii) Bifurcating tendering (between housing component and infrastructure component) with a view to reducing the possibility of time and cost overruns; and
 - iv) Creating/using a revolving “Basic Services for Urban Poor (BSUP) Fund” earmarked out of the municipal budget and supplemented by other innovative measures like cross-

17/75
 (17)

subsidization, State Government support etc. for meeting cost escalation.

Setting up of PMU/PIUs

- The States/UTs should submit proposals to OSD (JNNURM) who will get the same appraised and bring up before the Central Sanctioning & Monitoring Committee/Central Sanctioning Committee. Transparent methods should be adopted in the selection and appointment of professionals in PMUs and PIUs. Such appointments should not be permanent in nature but only in terms of short-term engagements. No appointment should be seen as a place for parking the dead-wood. States/UTs must take all care to ensure that the PMU/PIUs have competent personnel.
- Each appointment to PMU/PIU should be based on prescribed terms of reference and the deliverables should be measured. Various activities, tasks and outcomes have to be clearly spelt out in the TORs. States/ULBs should exercise utmost caution in making such appointments on a contract basis. They should try and ensure minimum expenditure by selecting / appointing professionals at an appropriate remuneration rather than immediately opting for the maximum amount indicated by the Centre. However, the calibre of such professionals should be of a reasonably high level. If need be, qualified persons from Central/State Government/ULBs could be taken in PMU/PIU on deputation. The personnel with PMUs/ PIUs should work in tandem/collaboration with the State Level Nodal Agency / ULBs. These personnel should also assist in the implementation of other programmes like SJSRY.

Fees for Preparation of DPRs

- The States/UTs should submit proposals for reimbursement of fees to the concerned Appraisal Agency which had appraised the projects. The Appraisal Agency has a crucial role in examining the claim with particular reference to the various stages of improvement and modifications that were brought out in the DPRs before they were finally approved by the Central Sanctioning and Monitoring Committee/Central Sanctioning Committee. The Appraisal Agency should submit report to the Ministry for releasing Central Assistance for reimbursement of charges towards the cost of preparation of DPRs (both in the case of DPRs prepared by in-house personnel as well as by consultants). These will be considered by the Central Sanctioning and Monitoring Committee/Central Sanctioning Committee. After approval, recommendation will be sent to the Ministry of Finance/Ministry of Home Affairs for releasing Central Assistance out of the ACA allocation for the particular State/UT in the case of projects prepared by consultants.

18/75
①

- The Central Assistance for DPRs prepared through in-house personnel of the States would be released from out of the 1% JNNURM fund in the Budget of Ministry of HUPA as decided in the Central Sanctioning & Monitoring Committee /Central Sanctioning Committee Meetings earlier. While sending proposals for reimbursement of project preparation charges, the appraising agency must ensure that two copies of DPRs (duly revised based on decisions of CSMC/CSC) are provided to OSD (JNNURM) for record. The Appraising Agency should also keep two copies of DPRs with it in safe custody so as to be able to meet requests for information under the RTI Act, 2005.

Community Development Network (CDN)

- The States / UTs should prioritise and get necessary approval from SLSC/SLCC to the proposals concerning Community Development Network (CDN) so as to seek support from the Community Participation Fund. Such proposals received in the Ministry of HUPA will be appraised by a team working under the GOI-UNDP Project on National Strategy for Urban Poor coordinated by the National Project Coordinator/Deputy Secretary (JNNURM). The reports will then be placed before the Central Sanctioning & Monitoring Committee for consideration.
- Community Development Networks involving Neighbourhood Groups, Neighbourhood Committees and Community Development Societies should be promoted so that the dynamics of the CDN lead to fraternity in the neighbourhoods and issues of alienation of all sorts could be eliminated. CDN should work towards better inter- and intra-relationships in colonies to get over the dividing forces. This will strengthen a feeling of solidarity among the residents.

Quality in Execution of Projects

- Housing for the poor does not mean poor quality housing. Utmost emphasis must be accorded to the quality execution of houses and infrastructure facilities for the poor. High quality construction, functional units, vector-free atmosphere and healthy living environment should be ensured in the housing projects under BSUP/IHSDP. States/UTs should establish both internal and external quality assurance mechanisms in the case of all BSUP and IHSDP projects.
- State Secretaries in charge of BSUP and IHSDP should ensure that all the projects approved are inspected by independent high level teams from time to time to ensure quality in execution and timely completion of projects through removal of all hurdles
- Beneficiary committees must be constituted to supervise construction of houses. States/UTs should take steps for conducting social audit of projects under BSUP and IHSDP similar to NREGA.

19/75
 (m)

Third Party Inspection and Monitoring (TPIM)

- TPIM should be instituted to bring in transparency and quality in the implementation of all BSUP and IHSDP projects. The Ministry will be providing necessary financial and technical assistance to the States / UTs for TPIM. A Toolkit has been prepared and communicated to the States /UTs.
- Those States/UTs who have not been able to establish TPIMA for BSUP and IHSDP projects may use the services of independent review and monitoring agencies engaged for UIG, UIDSSMT or other programmes.
- Before final installment is released under BSUP and IHSDP projects, TPIM or quality inspection report until such time a TPIMA is engaged, will be required from the concerned States/UTs unless the CSMC/CSC is of the opinion that the release need not be stopped for the present in the interest of completing houses for the urban poor, who have contributed their share.

Capacity-Building-Activities

- In the year 2006-07, the Ministry of HUPA had released fund to the State Governments for capacity building activities including research and training towards implementation of BSUP and IHSDP projects. Unless the States/UTs submit utilisation certificates for the funds released earlier, further releases of Central Assistance would be held up, as utilisation certificates have to be furnished within 12 months from the date of closure of the financial year to which financial sanction pertains.
- Capacity building is one of the biggest constraints in the execution of projects and reforms under JNNURM. The States/UTs may take full advantage of the IEC facilities under JNNURM, the National Programme on Capacity Building for Urban Poverty Alleviation and the programme of National Network of Resource Centres (NNRCs).

City/Town Poverty Reduction Strategy

- The city of Rajkot (Gujarat) has brought out a City Poverty Reduction Strategy Report. Other cities/towns may bring out similar reports. They may prepare comprehensive Slum Development Plans with a view to pursuing the goal of Slum-free City. The toolkit prepared by the National Strategy for the Urban Poor project may be referred to.
- States/UTs must develop agenda for Slum-free Cities and Towns and prepare and implement time-bound action plans with specified milestones for progress.

Key Reforms - Core to the Urban Poor

- Special attention should be paid for the implementation of the three key reforms stipulated under JNNURM that are critical to the urban poor: (i)

20/75
(M)

internal earmarking within local body budgets for basic services to the urban poor; (ii) provision of basic services including the implementation of 7-Point Charter in accordance with agreed timelines; (iii) earmarking at least 20-25% of developed land in all housing projects (both public and private agencies) for EWS/LIG category with a system of cross subsidization. States/UTs must develop broad state level policy frameworks to facilitate the implementation of these reforms in all cities and towns.

- The issues of land availability for housing the urban poor and providing them security of land tenure are important issues to be addressed by States/UTs/ULBs if the goals of JNNURM are to be attained. States/UTs need to develop a policy framework including tangible reforms in master planning paradigm and process urgently.

Convergent Delivery of Social Services

- It is necessary to integrate provisions of health, education and social security with land tenure, housing and other amenities for the urban poor to enable them to lead a decent quality of life. Urban Local Bodies and State Governments have a critical role to play to ensure the proper convergence of facilities under the already available schemes for education, health, social security, etc. implemented through different Departments/Agencies. The DPRs should list out the deficiencies in terms of access to school, primary health centre, provision of social welfare and other facilities so that timely remedial measures can be taken up in accordance with the socio-economic survey. Provision of adequate infrastructure by way of school/additional class rooms and health care centres should be taken at the formulation of the DPR itself. A mere statement that adequate number of schools/health centres is available in the vicinity of the proposed housing colony would not be sufficient. The State/ULB/implementing agencies concerned should certify that such facilities available in the vicinity are also accessible to the slum dwellers. Similarly proper convergence of schemes in the realm of social security such as old age pension, widow pension, disability pensions, health insurance, maternity benefit scheme, etc. should be ensured to benefit the urban poor selected under JNNURM and other programmes.
- The States/UTs must take all steps to ensure the convergence of BSUP and IHSDP with other ongoing schemes such as UIG, UIDSSMT, Sarva Siksha Abhiyan, Health Mission, Aam Aadmi Bima Yojana, Rashtriya Swasthya Bima Yojana, National Social Assistance Programme, Prime Minister's Employment Generation Programmes, SJSRY etc. Shelter and basic amenities to the urban poor may not suffice them to move above the poverty line. In particular, State Governments/ULBs should make effort to dovetail the implementation of SJSRY with JNNURM. This step would provide the urban poor with access to livelihoods and enable them to overcome poverty. Programmes for skill development, self-

21/75
M

employment, community mobilization, development and empowerment are necessary to facilitate sustained improvements in the living conditions of the urban poor and develop 'inclusive' cities.

Projects for *in situ* Development

- States /UTs should come up with adequate number of projects for in-situ development with good lay-outs and type designs. The emphasis should be to provide a better and supportive atmosphere for living and working. The in-situ development projects should not end up with creation of another cluster of unplanned houses without access to water, sanitation and social infrastructure. Suitable planning and infrastructure provision norms must be adopted. The quality of infrastructure provided to housing colonies under BSUP and IHSDP projects should not be inferior to those available for surrounding areas.

Handholding in Relocation

- In the case of relocation projects, the process of shifting to a new environment with inadequate facilities, near-loss of contact with close relatives, and being far off from work places can be very traumatic. The States/UTs should engage social counsellors and Community Development Department personnel/Community Organisers in ULBs to work closely with the beneficiaries and ensure that the process of transition to the new multi-storeyed housing complex/environment/location is as smooth as possible.
- Time-bound programmes must be implemented to provide all basic amenities to the urban poor in the relocation colonies, including city transport services and local market complexes.

Sense of Belongingness

- To create a sense of belongingness, the slums may be named in consultation with the intended beneficiaries. Provision of a low cost enclosure around open spaces in the slum pocket being covered under BSUP/IHSDP could be considered by States/ULBs, if the cost is not prohibitive.
- Beneficiaries must be closely involved in the planning, identification, implementation, monitoring, review and social audit of JNNURM projects.

IEC Activities – Awareness Building

- In a people-centric programme like BSUP and IHSDP under JNNURM, there is a need to generate awareness amongst both the targeted so that they are able to receive what is intended for them by the Government.

22/75
112

Awareness needs to be generated amongst the non-targeted sections so as to improve urban policy and highlight how the concerns of the urban poor are very relevant to them. Any awareness campaign should have a national tone, tenor, appeal and recall value, backed by consistent and coherent slogans and themes. The States/ULBs could bring out advertisements in vernacular languages with local adaptation of the templates prepared by the Ministry of HUPA. States/ULBs should ensure that the local adaptation does not deviate from the letter and spirit of the national templates and the messages being conveyed are only about the programme and related policy advocacy. They should also ensure that all such media campaigns are in accordance with the relevant rules and regulations applicable. Cost of such campaigns, in accordance with Government approved rates, would be reimbursed to the States/ULBs under the IEC component of JNNURM subject to limits fixed by CSMC/CSC. Reimbursement will be made if prior approval of the Mission Directorate/CSMC/CSC in the Ministry of HUPA was obtained before launching such campaign. Proposals for reimbursement of such expenditure will be submitted through HUDCO, which will put up the same to the Central Sanctioning and Monitoring Committee for its consideration and approval of reimbursement through Department of Expenditure, Ministry of Finance or Ministry of Home Affairs, as the case may be.

Progress Reports on Implementation

- The States/ULBs should send Quarterly Progress Reports/ Monthly Progress Reports on projects as well as reforms as per prescribed formats, without fail to enable the Ministry to report to the Prime Minister's Office in time. Further, one page abstract on the status of implementation of projects and reforms must be presented before posing the details of project proposals in the meetings of Central Sanctioning & Monitoring Committee/Central Sanctioning Committee.
- State/UT Secretaries in charge of BSUP and IHSDP should take monthly review of the implementation of projects and reforms under BSUP and IHSDP. Copies of the minutes of such review meetings should be sent to the Mission Directorate in MoHUPA.

Focus on Urban Policy

- There is an urgent need for States/UTs to focus on broader urban policy and urban management reforms to address not only the backlog and current urban issues but also the challenges of future urban growth, say in the next 20-25 years, so that the conditions that led to urban decay are prevented well in time. We should not be in a situation where we are perpetually chasing slum upgradation; States/UTs should plan proactively in anticipation of the future patterns of urban growth due to the factors of rural-urban migration, urban-urban migration,

reclassification and natural increase. Without the implementation of urban planning and local government reforms and capacity building for effective urban management, JNNURM would remain a mere infrastructure upgradation programme, and none of the policy changes for vibrant, productive, sustainable and inclusive cities that JNNURM hopes to drive would materialize.

24/75
MP

**BRIEF SUMMARY OF AGENDA FOR CONSIDERATION TO CENTRAL SANCTIONING & MONITORING COMMITTEE
(CS&MC) UNDER BASIC SERVICES TO THE URBAN POOR (Sub-Mission-II)**

(Rs. in Crores)

Sl. No	Mission City, State	Project Title	Total Cost	Central Share	State Share	2 nd /3 rd Installment	Brief Summary	Page No.
A	Kolkata, West Bengal	Request for Sanction of 3 rd Installment for Rehabilitation of 1 slum in Rishra (Phase-I) Kolkata, West Bengal.				0.27	<ul style="list-style-type: none"> ➤ The project had been approved in 9th meeting held on 02.02.2007 and 2nd installment was approved in 45th CSMC meeting held on 16.12.2008. ➤ The total project cost is Rs. 2.4029 Cr. with the Central Share is Rs. 1.0923 Cr. ➤ Total amount for 1st and 2nd Installments of Rs. 0.5462 Cr. have already been released. ➤ Request for 3rd installment recommended for release is Rs. 0.2731 Cr. ➤ Houses sanctioned for construction were 128, Tender floated for all the houses & work order have been issued to all houses. ➤ Total 56 houses are fully completed and occupied. Progress of amenities appears to be satisfactory as per appraisal agency. ➤ Constitution of Basic services to the urban poor fund constituted and earmarking of BSUP Funds has been achieved. ➤ Earmarking of at least 20-25% of developed land in housing projects for poor – in progress. ➤ Conditions imposed by CSMC have been complied with. 	01

69th CS&MC meeting, dated : 29.10.2009 (Agenda Brief)

(Signature)

Page 1 of 6

**BRIEF SUMMARY OF AGENDA FOR CONSIDERATION TO CENTRAL SANCTIONING & MONITORING COMMITTEE
(CS&MC) UNDER BASIC SERVICES TO THE URBAN POOR (Sub-Mission-II)**

(Rs. in Crores)

B.	Kolkata, West Bengal	Request for Sanction of 3 rd Installment for improvement of Slum in Gayeshpur under BSUP through KMDA, West Bengal	2.50	<ul style="list-style-type: none"> ➤ The project had been approved in 6th meeting held on 02.02.2007 and 2nd installment was approved in 45th CSMC meeting held on 16.12.2008. ➤ The total project cost is Rs. 20.03 Cr. with the Central Share is Rs. 10.01Cr. ➤ Total amount for 1st and 2nd Installments of Rs. 5.01 Cr. have already been released. ➤ Request for 3rd installment recommended for release is Rs. 2.5032 Cr. ➤ Houses sanctioned for construction were 958, Tender floated for all the houses & work order have been issued to all houses. Work started on 750 houses. ➤ Total 350 houses are fully completed and 200 of them occupied. Progress of amenities appears to be satisfactory as per appraisal agency. ➤ 200 DUs more than 50% completed and 100 DUs are completed between 25 to 50%. ➤ Constitution of Basic services to the urban poor fund constituted and earmarking of BSUP Funds has been achieved. ➤ Earmarking of at least 20-25% of developed land in housing projects for poor – in progress. 	02
C	Kolkata, West Bengal	Request for Sanction of 3 rd Installment for Rehabilitation of 13	2.23	<ul style="list-style-type: none"> ➤ The project had been approved in 7th meeting & 8th held on 14.12.2006 & 29.12.2006 and 2nd installment was approved in 49th CSMC meeting on 15.1.2009. 	03

ANNEX - II
Cont.

69th CS&MC meeting, dated : 29.10.2009 (Agenda Brief)

[Handwritten Signature]

Page 2 of 6

**BRIEF SUMMARY OF AGENDA FOR CONSIDERATION TO CENTRAL SANCTIONING & MONITORING COMMITTEE
(CS&MC) UNDER BASIC SERVICES TO THE URBAN POOR (Sub-Mission-II)**

(Rs. in Crores)

D	Kolkata, West Bengal	Request for Sanction of 3 rd Installment for BSUP scheme for the town of Baruipur, KMDA, West Bengal	1.21	<ul style="list-style-type: none"> ➤ The total project cost is Rs. 17.81 Cr. with the Central Share is Rs. 8.90 Cr. ➤ Total amount for 1st and 2nd Installments of Rs. 4.45 Cr. have already been released. ➤ Request for 3rd installment sought for release is Rs. 2.23 Cr. ➤ Houses sanctioned for construction were 899, Tender floated for all the houses & work order have been issued to all houses. ➤ Total 810 houses are fully completed and 650 houses occupied. Progress of amenities appears to be satisfactory as per appraisal agency. ➤ 59 DUs more than 50% completed and 30 DUs are completed between 25 to 50%. ➤ Constitution of Basic services to the urban poor fund constituted and earmarking of BSUP Funds has been achieved (29.07%). ➤ Earmarking of at least 20-25% of developed land in housing projects for poor – in progress. ➤ The project had been approved in 22nd meeting held on 07.11.2007 and 2nd installment was approved in 57th CSMC meeting held on 13.02.2009. ➤ The total project cost is Rs. 10.08 Cr. with the Central Share is Rs. 4.85 Cr. ➤ Total amount for 1st and 2nd Installments of Rs. 2.423 	04
---	----------------------	-----------------------------------------------------------------------------------------------------------------	------	----------------------------------------------------------------------------------------------------------------------------------------------------------------------------------------------------------------------------------------------------------------------------------------------------------------------------------------------------------------------------------------------------------------------------------------------------------------------------------------------------------------------------------------------------------------------------------------------------------------------------------------------------------------------------------------------------------------------------------------------------------------------------------------------------------------------------------------------------------------------------------------------------------------------------------------------------------------------------------------------------------------------------------------------------------------------------------------------------------------------------------------------------------------------------------------------------------------------------------------------------------------------------------------------------------------------------------------------------------	----

69th CS&MC meeting, dated : 29.10.2009 (Agenda Brief)

Page 8 of 6

2/1/09

**BRIEF SUMMARY OF AGENDA FOR CONSIDERATION TO CENTRAL SANCTIONING & MONITORING COMMITTEE
(CS&MC) UNDER BASIC SERVICES TO THE URBAN POOR (Sub-Mission-II)**

(Rs. in Crores)

E.	Agra, Uttar Pradesh	Request for Sanction of 3 rd Installment for DPR for "Integrated development of Kanshiram Taj Nagar (Phase-II), Agra Uttar Pradesh	1.70	<ul style="list-style-type: none"> ➤ Cr. have already been released. ➤ Request for 3rd installment sought for release is Rs. 1.2115 Cr. ➤ Houses sanctioned for construction were 543, Tender floated for all the houses & work order have been issued to all houses. ➤ Total 360 houses are fully completed and 162 houses occupied. Progress of amenities appears to be satisfactory as per appraisal agency. ➤ Constitution of Basic services to the urban poor fund constituted and earmarking of BSUP Funds has been achieved. ➤ Earmarking of at least 20-25% of developed land in housing projects for poor - in progress. ➤ Conditions imposed by CSMC have been complied with. ➤ The project had been approved in 31st meeting held on 013.2.08 and 2nd installment was approved in 60th CSMC meeting held on 21.02.2009. ➤ The total project cost is Rs. 14.79 Cr. with the Central Share is Rs. 6.78 Cr. ➤ Total amount for 1st and 2nd Installments of Rs. 3.3914 Cr. have already been released. ➤ Request for 3rd installment sought for release is Rs. 1.6957 Cr. 	05
----	---------------------	-----------------------------------------------------------------------------------------------------------------------------------------------	------	----------------------------------------------------------------------------------------------------------------------------------------------------------------------------------------------------------------------------------------------------------------------------------------------------------------------------------------------------------------------------------------------------------------------------------------------------------------------------------------------------------------------------------------------------------------------------------------------------------------------------------------------------------------------------------------------------------------------------------------------------------------------------------------------------------------------------------------------------------------------------------------------------------------------------------------------------------------------------------------------------------------------------------------------------------------------------------------------------------------------------------------------------------------------------------------------------------------------------------------------------------------------------	----

**BRIEF SUMMARY OF AGENDA FOR CONSIDERATION TO CENTRAL SANCTIONING & MONITORING COMMITTEE
(CS&MC) UNDER BASIC SERVICES TO THE URBAN POOR (Sub-Mission-II)**

(Rs. in Crores)

F	Agra, Uttar Pradesh	Request for Sanction of 3 rd Installment for DPR for "Integrated development of Manniya Kanshiram Jee Kalindi Vihar I & II", Agra Uttar Pradesh	1.97	<ul style="list-style-type: none"> ➤ Houses sanctioned for construction were 608, Tender floated for all the houses & work order have been issued to all houses. ➤ Total 360 houses are fully completed and 162 houses occupied. Progress of amenities appears to be satisfactory as per appraisal agency. ➤ No house is yet completed. Agency mentioned that 160 DUs are more than 50% completed and 348 DUs are completed more than 25%. ➤ Constitution of Basic services to the urban poor fund constituted and earmarking of BSUP Funds has been achieved. ➤ Earmarking of at least 20-25% of developed land in housing projects for poor - in progress. ➤ The project had been approved in 31st meeting held on 14.3.08 and 2nd installment was approved in 60th CSMC meeting held on 21.02.2009. ➤ The total project cost is Rs. 19.04 Cr. with the Central Share is Rs. 7.88 Cr. ➤ Total amount for 1st and 2nd Installments of Rs. 3.94 Cr. have already been released. ➤ Request for 3rd installment sought for release is Rs. 1.9692 Cr. ➤ Houses sanctioned for construction were 632, Tender floated for all the houses & work order have been 	06
---	---------------------	------------------------------------------------------------------------------------------------------------------------------------------------------------	------	--------------------------------------------------------------------------------------------------------------------------------------------------------------------------------------------------------------------------------------------------------------------------------------------------------------------------------------------------------------------------------------------------------------------------------------------------------------------------------------------------------------------------------------------------------------------------------------------------------------------------------------------------------------------------------------------------------------------------------------------------------------------------------------------------------------------------------------------------------------------------------------------------------------------------------------------------------------------------------------------------------------------------------------------------------------------------------------------------------------------------------------------------------------------------------------------------------------------------------------------------------------------------------------------------------------------------------------	----

69th CS&MC meeting, dated : 29.10.2009 (Agenda Brief)

Handwritten initials/signature

**BRIEF SUMMARY OF AGENDA FOR CONSIDERATION TO CENTRAL SANCTIONING & MONITORING COMMITTEE
(CS&MC) UNDER BASIC SERVICES TO THE URBAN POOR (Sub-Mission-II)**

(Rs. in Crores)

						<ul style="list-style-type: none"> ➤ issued to all houses. ➤ Total 360 houses are fully completed and 162 houses occupied. Progress of amenities appears to be satisfactory as per appraisal agency. ➤ No house is yet completed. Agency mentioned that 26 DUs are more than 50% completed, though at the time of 2nd installment 166 DUs were shown more than 50 % completed and 466 DUs are completed more than 25% to 50%. ➤ Constitution of Basic services to the urban poor fund constituted and earmarking of BSUP Funds has been achieved. ➤ Earmarking of at least 20-25% of developed land in housing projects for poor – Earmarked 	
TOTAL					9.88	➤	

5/20/09
MS

ANNEX-III Contd

N-1135/7/2009-IHSDP
Government of India
Ministry of Housing & Urban Poverty Alleviation

Subject: TPIM Proposal from State of Uttar Pradesh.

State Urban Development Authority (SUDA) has submitted proposal for appointment of TPIM Agency for BSUP and IHSDP in Uttar Pradesh.

2. The work is to be proposed to allocated to three agencies namely IIT Roorkee, IPE and SHRISTI. The amount per site visit is Rs.30, 000 and desk review it is Rs. 1 lakh.

Observations:-

- (i) ~~Two agencies-namely-IPE and SHRISTI are empanelled~~ Agencies. IIT Roorkee is not as empanelled agency. CSMC may take a view on this.
- (ii) SLNA needs to ensure that the value of the work to TPIMA is within the ceiling specified under toolkit.
- (iii) SLNA needs to ensure that work to TPIMA is as per capacity of the Agency.
- (iv) SLNA needs to clarify whether the rates are inclusive of taxes or not.
- (v) SLNA needs to certify that :
 - i) CVC guidelines have been followed.
 - ii) Guidelines of the State Government regarding award of contract have been followed.
 - iii) There is no conflict of interest as per tool kit.
 - iv) The reports will be furnished as per the tool kit.

Put up for CSMC's consideration.

31/75
MP

दूरभाष- 286709
286710



राज्य नगर विकास अभिकरण उ०प्र०
नव चेतना केन्द्र, 10, अशोक मार्ग, लखनऊ-226001

पत्रांक: 1816 / 45 / दस / टी०पी०आई०एम०ए० दिनांक: 27/10/2009

सेवा में,

श्री विवेक नागिया,
उप सचिव(नग),
आवास एवं शहरी गरीबी उपशमन मंत्रालय,
भारत सरकार
निर्माण भवन, नई दिल्ली।

विषय:- बी०एस०यू०पी०/आई०एच०एस०डी०पी० योजना के अंतर्गत
टी०पी०आई०एम०ए० के संबंध में
महोदय,

उपर्युक्त विषयक अभिकरण मुख्यालय के पत्र संख्या
1724/45/दस/टी०पी०आई०एम०ए० दिनांक 15.10.09 द्वारा परियोजनाओं की
टी०पी०आई०एम०ए० हेतु परियोजनावार भूमण तथा व्यय प्रस्ताव आपको प्रेषित
किया गया था। पुनः संशोधित परियोजनावार/एजेन्सीवार प्रस्ताव पत्र के साथ
सलगन कर स्वीकृति प्रेषित किया जा रहा है।

सलगनक: यथावत।

भवदीय,

(चिन्तामणि)
निदेशक

पत्रांक एवं दिनांक तदैव।

प्रतिलिपि:- 1- सचिव, नगरीय रोजगार एवं गरीबी उन्मूलन कार्यक्रम विभाग,
उ०प्र० शासन को सूचनाार्थ।

(चिन्तामणि)
निदेशक

22/75
RW



2286710
2286709

राज्य नगरीय विकास अभिकरण
नव चेतना केंद्र, 10 अशोक मार्ग, लखनऊ-226001
website-www.sudaup.org


पत्रांक: 1833/45/एस/टीओपीओआइएएमएओ

Date: 28/10/2009

TO WHOM IT MAY CONCERN

This is to certify that State Urban Development Agency, UP/SLNA has been selected the following agencies for TPIMA as per guideline issued by Government of India through proper and transparent bidding process including the approval of state level steering committee (SLSC).

1. Shristi Urban Infrastructure Development Ltd.
(An Enterprise of HUDCO and Shristi)
New Delhi
2. Department of Civil Engineering,
IIT, Roorkee
3. Infrastructure Professional Enterprises P. Ltd.
New Delhi


(Chaita Mani)
Director

33/75
MD

STATE URBAN DEVELOPMENT AGENCY
PROPOSAL FOR BSUP TPIII

Sl No	NAME OF CITY	PROJECT COST	NO OF VISIT PER PROJECT	AMOUNT PROPOSED PER VISIT	TOTAL AMOUNT FOR SITE VISIT	AMOUNT PROPOSED PER PROJECT FOR DESK REVIEW	TOTAL AMOUNT TO BE PAID FOR THE PROJECT	ALLOCATED TO
1	2		4	6	6	7	8	9
1	Meerut	3169.64	8	0.003	0.024	0.01	0.034	IIT, ROORKEE
2	Meerut	1915.46	6	0.003	0.018	0.01	0.028	IIT, ROORKEE
3	Meerut	2343.91	6	0.003	0.018	0.01	0.028	IIT, ROORKEE
4	Meerut	2480.78	8	0.003	0.024	0.01	0.034	IIT, ROORKEE
5	Meerut	5674.26	8	0.003	0.024	0.01	0.034	IIT, ROORKEE
6	Meerut	3058.73	6	0.003	0.018	0.01	0.028	IIT, ROORKEE
7	Meerut	3431.66	8	0.003	0.024	0.01	0.034	IIT, ROORKEE
8	Meerut	3550.97	8	0.003	0.024	0.01	0.034	IIT, ROORKEE
9	Meerut	1971.42	8	0.003	0.024	0.01	0.034	IIT, ROORKEE
10	Meerut	3308.46	6	0.003	0.018	0.01	0.028	IIT, ROORKEE
11	Meerut	1401.75	10	0.003	0.030	0.01	0.040	IIT, ROORKEE
12	Meerut	2856.27	7	0.003	0.021	0.01	0.031	IIT, ROORKEE
13	Meerut	2939.20	7	0.003	0.021	0.01	0.031	IIT, ROORKEE
		38102.50	96	0.039	0.288	0.13	0.418	IIT, ROORKEE

AMOUNT IN CRORE

For the purpose of this proposal, the amount of Rs. 38102.50 Crores is proposed for the purpose of the project.

For the purpose of this proposal, the amount of Rs. 38102.50 Crores is proposed for the purpose of the project.

For the purpose of this proposal, the amount of Rs. 38102.50 Crores is proposed for the purpose of the project.

34/52/2011

1/2

STATE URBAN DEVELOPMENT AGENCY
PROPOSAL FOR IHSDP TPIII

SL NO	DISTRICT	ULB	PROJECT COST	NO OF VISIT PER PROJECT	AMOUNT PROPOSED PER VISIT	TOTAL AMOUNT FOR SITE VISIT	AMOUNT PROPOSED PER PROJECT FOR DESK REVIEW	TOTAL AMOUNT TO BE PAID FOR THE PROJECT	ALLOCATED
1	Muzaffarnagar	Banai	10.36	7	0.003	0.021	0.01	0.031	IIT, ROORKEE
2	Saharanpur	Saharanpur	3.90	4	0.003	0.012	0.01	0.022	IIT, ROORKEE
3	Bagpat	Barut	4.41	4	0.003	0.012	0.01	0.022	IIT, ROORKEE
4	Meerut	Kharkhuda	2.66	4	0.003	0.012	0.01	0.022	IIT, ROORKEE
5	Bijnaur	Jhalu	1.50	4	0.003	0.012	0.01	0.022	IIT, ROORKEE
6	Bijnaur	Jhalu	5.78	6	0.003	0.018	0.01	0.028	IIT, ROORKEE
7	Meerut	Hasinapur	19.10	7	0.003	0.021	0.01	0.031	IIT, ROORKEE
8	Meerut	Lawan	8.38	6	0.003	0.018	0.01	0.028	IIT, ROORKEE
9	Saharanpur	Saharanpur	11.72	8	0.003	0.024	0.01	0.034	IIT, ROORKEE
	TOTAL		67.82	50	0.027	0.150	0.090	0.240	IIT, ROORKEE

राज्य शहरी विकास
अधिकारी, राज्य शहरी विकास
अधिकारी, राज्य शहरी विकास

15/05/2013
15/05/2013

Assistant Director
State Urban Development Agency
(SUDSA) U.P. Lucknow

8/3


52/55

PROPOSAL FOR BSUP TRIM
STATE URBAN DEVELOPMENT AGENCY

SL NO	NAME OF CITY	PROJECT COST	NO OF VISIT PER PROJECT	AMOUNT PROPOSED PER VISIT	TOTAL AMOUNT FOR SITE VISIT	AMOUNT PROPOSED PER PROJECT FOR DESK REVIEW	TOTAL AMOUNT TO BE PAID FOR THE PROJECT	AMOUNT IN CRORE	ALLOCATED TO
1	2	3	4	5	6	7	8	9	
1	Agra	14.79	6	0.003	0.018	0.01	0.028	0.028	0.028
2	Agra	19.03	6	0.003	0.018	0.01	0.028	0.028	0.028
3	Agra	51.98	10	0.003	0.030	0.01	0.040	0.040	0.040
4	Agra	127.27	12	0.003	0.036	0.01	0.046	0.046	0.046
5	Mathura	4.57	4	0.003	0.012	0.01	0.022	0.022	0.022
6	Mathura	5.01	4	0.003	0.012	0.01	0.022	0.022	0.022
7	Mathura	37.63	8	0.003	0.024	0.01	0.034	0.034	0.034
8	Mathura	31.70	8	0.003	0.024	0.01	0.034	0.034	0.034
9	Allahabad	3.33	4	0.003	0.012	0.01	0.022	0.022	0.022
10	Allahabad	19.15	6	0.003	0.018	0.01	0.028	0.028	0.028
11	Allahabad	23.43	7	0.003	0.021	0.01	0.031	0.031	0.031
12	Varanasi	5.69	5	0.003	0.015	0.01	0.025	0.025	0.025
13	Varanasi	5.11	4	0.003	0.012	0.01	0.022	0.022	0.022
14	Varanasi	30.59	8	0.003	0.024	0.01	0.034	0.034	0.034
15	Kanpur	8.85	5	0.003	0.015	0.01	0.025	0.025	0.025
16	Kanpur	59.85	12	0.003	0.036	0.01	0.046	0.046	0.046
17	Kanpur	35.51	8	0.003	0.024	0.01	0.034	0.034	0.034
18	Lucknow	32.52	8	0.003	0.024	0.01	0.034	0.034	0.034
19	Lucknow	49.57	10	0.003	0.030	0.01	0.040	0.040	0.040
20	Lucknow	26.62	7	0.003	0.021	0.01	0.031	0.031	0.031
21	Lucknow	35.96	10	0.003	0.030	0.01	0.040	0.040	0.040
22	Allahabad	7.39	4	0.003	0.012	0.01	0.022	0.022	0.022
23	Allahabad	15.14	6	0.003	0.018	0.01	0.028	0.028	0.028
24	Agra	34.78	10	0.003	0.030	0.01	0.040	0.040	0.040

1/5

59


 Anand Kumar
 Addl. Secy. (P)
 State Urban Development Agency
 (to be filled)
 Digitally signed by Anand Kumar
 DN: cn=Anand Kumar, o=State Urban Development Agency

36/75

25	Kanpur	29.39	6	0.003	0.018	0.01	0.028	IPe
26	Kanpur	14.02	6	0.003	0.018	0.01	0.028	IPe
27	Kanpur	28.50	6	0.003	0.018	0.01	0.028	IPe
28	Kanpur	28.56	6	0.003	0.018	0.01	0.028	IPe
29	Varanasi	32.26	10	0.003	0.030	0.01	0.028	IPe
30	Varanasi	43.36	10	0.003	0.030	0.01	0.040	IPe
31	Mathura	23.42	6	0.003	0.030	0.01	0.040	IPe
32	Mathura	23.66	6	0.003	0.018	0.01	0.028	IPe
	TOTAL	908.64	228.00	0.096	0.684	0.320	1.004	IPe

[Handwritten signature]
 Director
 Kanpur

[Handwritten signature]
 Mr. K. M. Singh
 Director
 Varanasi

[Handwritten signature]
 37/23

[Handwritten mark]

STATE URBAN DEVELOPMENT AGENCY
PROPOSAL FOR IHSDP, TPIM

SLNO	DISTRICT	ULB	PROJECT COST	NO OF VISIT PER PROJECT	AMOUNT PROPOSED PER VISIT	TOTAL AMOUNT FOR SITE VISIT	AMOUNT PROPOSED PER PROJECT FOR DESK REVIEW	TOTAL AMOUNT TO BE PAID FOR THE PROJECT	AMOUNT IN CRORE
1	Sankabeernaga	Hanharpur	1.97	4	0.003	0.012	0.01	0.022	18
2	Balrampur	Utrula	1.78	4	0.003	0.012	0.01	0.022	18
3	Sankabeernaga	Hanharpur-II	1.83	4	0.003	0.012	0.01	0.022	18
4	Gorakhpur	Sahjanvah	1.94	4	0.003	0.012	0.01	0.022	18
5	Sankabeernaga	Sankabeernaga	2.00	4	0.003	0.012	0.01	0.022	18
6	Auraiya	Bidhuna	14.73	8	0.003	0.024	0.01	0.022	18
7	Auraiya	Auraiya	1.18	6	0.003	0.018	0.01	0.034	18
8	Kanpur Nagar	Bithoor	2.86	6	0.003	0.018	0.01	0.028	18
9	Lakhimpur	Gola	3.12	4	0.003	0.012	0.01	0.028	18
10	Chanduli	Chanduli-I	6.88	4	0.003	0.012	0.01	0.022	18
11	Jalaun	Kalpi	3.29	4	0.003	0.012	0.01	0.022	18
12	Jalaun	Kaduna	4.25	4	0.003	0.012	0.01	0.022	18
13	Jhansi	Jhansi	4.01	4	0.003	0.012	0.01	0.022	18
14	Chitrakoot	Manikpur	3.86	4	0.003	0.012	0.01	0.022	18
15	Lalitpur	Pali	3.92	6	0.003	0.018	0.01	0.022	18
16	Mahoba	Mahoba	2.61	4	0.003	0.012	0.01	0.028	18
17	Banda	Bisanda	2.77	6	0.003	0.018	0.01	0.022	18
18	Jalaun	Orai	7.15	4	0.003	0.012	0.01	0.028	18
19	Hanpur	Kurara	3.58	4	0.003	0.012	0.01	0.022	18
20	Unnao	Unnao	2.51	6	0.003	0.018	0.01	0.028	18
21	Fairabad	Gosaiganj	1.92	4	0.003	0.012	0.01	0.028	18
22	Kanpur nagar	Sivrajpur	3.34	6	0.003	0.018	0.01	0.022	18
23	Etawah	Jaswanhnagar	6.02	6	0.003	0.018	0.01	0.028	18

Handwritten notes and signatures in the left margin, including a large 'S' and some illegible text.

38/75
me

24	Kanpur Dehat	Jhunjhak	10.71	71	0.003	0.021	0.01	0.031	IPE
25	Banda	Naraini	2.10	41	0.003	0.012	0.01	0.022	IPE
26	Etah	Etah	2.58	61	0.003	0.018	0.01	0.028	IPE
27	Allgaon	Allgaon	4.40	41	0.003	0.012	0.01	0.022	IPE
28	Gazipur	Sadat	0.93	41	0.003	0.012	0.01	0.022	IPE
29	Chanduli	Chanduli (P-I)	3.95	41	0.003	0.012	0.01	0.022	IPE
30	Chanduli	Mugalsari	4.22	41	0.003	0.012	0.01	0.022	IPE
31	Chanduli	Chakia	1.18	41	0.003	0.012	0.01	0.022	IPE
32	Farrukhabad	Farrukhabad	1.89	41	0.003	0.012	0.01	0.022	IPE
33	Farrukhabad	Mohammadabad	3.19	41	0.003	0.012	0.01	0.022	IPE
34	Kannuj	Chharamaul-II	15.91	71	0.003	0.021	0.01	0.031	IPE
35	Kannuj	Tiva-I	11.73	81	0.003	0.024	0.01	0.034	IPE
36	Fazlbad	Fazlbad	17.24	71	0.003	0.021	0.01	0.031	IPE
37	Patnagarh	Patnagarh	14.13	81	0.003	0.024	0.01	0.034	IPE
38	Lucknow	Mahona	20.82	81	0.003	0.024	0.01	0.034	IPE
39	Gorkhapur	Gorkhapur	16.75	81	0.003	0.024	0.01	0.034	IPE
40	Fatehpur	Fatehpur	5.17	41	0.003	0.012	0.01	0.022	IPE
41	Sant Ravidas Nagar	Bhadoli	8.76	61	0.003	0.018	0.01	0.028	IPE
42	Chanduli	Mugalsari	7.44	41	0.003	0.012	0.01	0.022	IPE
43	Sultanpur	Sultanpur	3.14	61	0.003	0.018	0.01	0.028	IPE
44	Moradabad	Bhatwall	5.43	41	0.003	0.012	0.01	0.022	IPE
45	Moradabad	Umarikaia	7.79	41	0.003	0.012	0.01	0.022	IPE
46	JP Nagar	Joya	0.93	61	0.003	0.018	0.01	0.028	IPE
47	JP Nagar	Hasanpur	0.81	61	0.003	0.018	0.01	0.028	IPE
48	JP Nagar	Arroha	3.13	61	0.003	0.018	0.01	0.028	IPE
49	Etawah	Jaswanthgar	5.66	61	0.003	0.018	0.01	0.028	IPE
50	Ranpur	Ranpur	11.29	81	0.003	0.024	0.01	0.034	IPE
51	Ranpur	Ranpur	4.14	61	0.003	0.018	0.01	0.028	IPE
52	Pratapgarh	Antu	15.05	81	0.003	0.024	0.01	0.034	IPE
53	Pratapgarh	Belha	18.19	81	0.003	0.024	0.01	0.034	IPE
54	Lucknow	Mahabag	4.05	61	0.003	0.018	0.01	0.028	IPE

Handwritten signature and initials.

Handwritten text: "Date: 15/5/2011" and "Page: 4/5".

Handwritten text: "39/75" and a circled "MM".

ANNEX-III
Contd

55	Lucknow	Kakori	16.95	8	0.003	0.024	0.01	0.034	IPE
56	Mathura	Kosikala	8.82	4	0.003	0.012	0.01	0.022	IPE
57	Mathura	Vindawan	6.30	4	0.003	0.012	0.01	0.022	IPE
58	Mathura	Mahawan	1.66	4	0.003	0.012	0.01	0.022	IPE
59	Kanpur Dehat	Sihvafi	3.33	4	0.003	0.012	0.01	0.022	IPE
60	Kanpur Dehat	Sikabdra	5.28	6	0.003	0.018	0.01	0.028	IPE
61	Barabanki	Ramnagar	2.59	4	0.003	0.012	0.01	0.022	IPE
62	Lakhimpur Kheri	Singahi	3.13	4	0.003	0.012	0.01	0.022	IPE
	TOTAL		368.2711	327	0.186	0.981	0.62	1.601	IPE

(Signature)
 P. K. Singh
 P. O. No. 10
 P. O. No. 10

(Signature)
 P. K. Singh
 P. O. No. 10
 P. O. No. 10

(Signature)
 P. K. Singh
 P. O. No. 10
 P. O. No. 10

5/5

40/75
 (M)

ANNEX-1 contd

STATE URBAN DEVELOPMENT AGENCY
PROPOSAL FOR BSUP

AMOUNT IN CRORE

SL NO	NAME OF CITY	PROJECT COST	NO OF VISIT PER PROJECT	AMOUNT PROPOSED PER VISIT	TOTAL AMOUNT FOR SITE VISIT	AMOUNT PROPOSED PER PROJECT FOR DESK REVIEW	TOTAL AMOUNT TO BE PAID FOR THE PROJECT	ALLOCATED TO
1	2	3	4	5	6	7	8	9
1	Agra	35.14	8	0.003	0.024	0.01	0.034	SHRISTI
2	Agra	116.25	12	0.003	0.036	0.01	0.046	SHRISTI
3	Varanasi	4.68	4	0.003	0.012	0.01	0.022	SHRISTI
4	Varanasi	8.45	4	0.003	0.012	0.01	0.022	SHRISTI
5	Varanasi	24.81	6	0.003	0.018	0.01	0.028	SHRISTI
6	Varanasi	56.74	10	0.003	0.030	0.01	0.040	SHRISTI
7	Varanasi	34.32	8	0.003	0.024	0.01	0.034	SHRISTI
8	Kanpur	60.42	12	0.003	0.036	0.01	0.046	SHRISTI
9	Kanpur	19.71	6	0.003	0.018	0.01	0.028	SHRISTI
10	Lucknow	177.52	12	0.003	0.036	0.01	0.046	SHRISTI
11	Lucknow	12.56	7	0.003	0.021	0.01	0.031	SHRISTI
12	Lucknow	5.95	5	0.003	0.015	0.01	0.025	SHRISTI
13	Lucknow	19.33	7	0.003	0.021	0.01	0.031	SHRISTI
14	Agra	95.18	10	0.003	0.030	0.01	0.040	SHRISTI
15	Agra	71.34	10	0.003	0.030	0.01	0.040	SHRISTI
16	Agra	39.78	10	0.003	0.030	0.01	0.040	SHRISTI
17	Mathura	88.10	10	0.003	0.030	0.01	0.040	SHRISTI
18	Kanpur	36.68	8	0.003	0.024	0.01	0.034	SHRISTI
19	Kanpur	36.07	8	0.003	0.024	0.01	0.034	SHRISTI
20	Kanpur	31.36	8	0.003	0.024	0.01	0.034	SHRISTI
21	Kanpur	30.66	8	0.003	0.024	0.01	0.034	SHRISTI
22	Kanpur	36.51	8	0.003	0.024	0.01	0.034	SHRISTI
	TOTAL	1041.56	181.00	0.066	0.543	0.220	0.763	

1/4

Handwritten signatures and stamps at the bottom of the page, including a circular stamp with text in Hindi and English.

STATE URBAN DEVELOPMENT AGENCY
PROPOSAL FOR IHSDP TPIII

SL NO	DISTRICT	ULB	PROJECT COST	NO OF VISIT PER PROJECT	AMOUNT PROPOSED PER VISIT	TOTAL AMOUNT FOR SITE VISIT	AMOUNT PROPOSED PER PROJECT FOR DESK REVIEW	TOTAL AMOUNT TO BE PAID FOR THE PROJECT	ALLOCATED TO
1	Rae-Bareilly	Rae-Bareilly	20.85	7	0.003	0.021	0.01	0.031	SHRISTI
2	Bulandshar	Bugrasi	3.65	4	0.003	0.012	0.01	0.022	SHRISTI
3	Bulandshar	Chattari	2.29	4	0.003	0.012	0.01	0.022	SHRISTI
4	Bulandshar	Khanpur	2.21	4	0.003	0.012	0.01	0.022	SHRISTI
5	Mathura	Nandgoan	6.93	4	0.003	0.012	0.01	0.022	SHRISTI
6	Mathura	Chala	1.55	4	0.003	0.012	0.01	0.022	SHRISTI
7	Mathura	Gokul	2.83	4	0.003	0.012	0.01	0.022	SHRISTI
8	Mathura	Raya	1.53	4	0.003	0.012	0.01	0.022	SHRISTI
9	Balrampur	Pachprenw	1.02	4	0.003	0.012	0.01	0.022	SHRISTI
10	Behranch	Salarganj	7.93	4	0.003	0.012	0.01	0.022	SHRISTI
11	Ghaziabad	Fareednaga	7.54	4	0.003	0.012	0.01	0.022	SHRISTI
12	Ghaziabad	Arthala	5.62	4	0.003	0.012	0.01	0.022	SHRISTI
13	Bareilly	Nawabganj	1.38	4	0.003	0.012	0.01	0.022	SHRISTI
14	Bareilly	Sanoa	4.17	4	0.003	0.012	0.01	0.022	SHRISTI
15	Fazabad	Beekapur	2.22	4	0.003	0.012	0.01	0.022	SHRISTI
16	Silapuri	Biswan	6.44	4	0.003	0.012	0.01	0.022	SHRISTI
17	Pratapgarh	Kunda	6.43	4	0.003	0.012	0.01	0.022	SHRISTI
18	Kannuj	Chhitrainau	5.90	4	0.003	0.012	0.01	0.022	SHRISTI
19	Kannuj	Tirva	7.37	4	0.003	0.012	0.01	0.022	SHRISTI
20	Kannuj	Saurikha	3.47	6	0.003	0.018	0.01	0.028	SHRISTI
21	Moradabad	Moradabad	1.31	6	0.003	0.018	0.01	0.028	SHRISTI

2/4

50

42/35

DRS

91


22	Moradabad	Thakurdwar	5.57	6	0.003	0.018	0.01	0.028	SHRISTI
23	Kanpur	Rasoolabad	5.24	4	0.003	0.012	0.01	0.022	SHRISTI
24	Kanpur	Derapur	1.85	4	0.003	0.012	0.01	0.022	SHRISTI
25	Kanpur	Amraudha	1.79	4	0.003	0.012	0.01	0.022	SHRISTI
26	Etah	Nidhulkalan	1.62	4	0.003	0.012	0.01	0.022	SHRISTI
27	Etah	Awagath	2.59	6	0.003	0.018	0.01	0.028	SHRISTI
28	Hardoi	Gopamau	3.80	4	0.003	0.012	0.01	0.022	SHRISTI
29	Azamgarh	Sarainmeer	3.85	4	0.003	0.012	0.01	0.022	SHRISTI
30	Sonhadra	Ghorawal	15.42	7	0.003	0.021	0.01	0.031	SHRISTI
31	Mirzapur	Chunar	5.97	6	0.003	0.018	0.01	0.028	SHRISTI
32	Sanikabeem	Haridarpur	8.47	6	0.003	0.018	0.01	0.028	SHRISTI
33	GB Nagar	Jewar	6.70	4	0.003	0.012	0.01	0.022	SHRISTI
34	Aligarh	Aligarh	17.77	7	0.003	0.021	0.01	0.031	SHRISTI
35	Aligarh	Aligarh	15.37	8	0.003	0.024	0.01	0.034	SHRISTI
36	Mirzapur	Mirzapur	20.72	8	0.003	0.024	0.01	0.034	SHRISTI
37	Basti	Basti	4.58	6	0.003	0.018	0.01	0.028	SHRISTI
38	Azamgarh	Azamgarh	12.65	8	0.003	0.024	0.01	0.034	SHRISTI
39	GB Nagar	Dadri	17.43	7	0.003	0.021	0.01	0.031	SHRISTI
40	Allahabad	Kurzon	4.97	4	0.003	0.012	0.01	0.022	SHRISTI
41	Allahabad	Shankargarh	9.17	4	0.003	0.012	0.01	0.022	SHRISTI
42	Allahabad	Sal	8.03	4	0.003	0.012	0.01	0.022	SHRISTI
43	Auraya	Gopalganj	3.59	4	0.003	0.012	0.01	0.022	SHRISTI
44	Auraya	Achhda	4.88	6	0.003	0.018	0.01	0.028	SHRISTI
45	Auraya	Babarapur	1.75	4	0.003	0.012	0.01	0.022	SHRISTI
46	Auraya	Dibiyapur	1.50	4	0.003	0.012	0.01	0.022	SHRISTI

3/4


2

43/75
MP

47	Ambedkarra gar	Kichaucha	1.88	6	0.003	0.018	0.01	0.028	SHRISTI
48	Kaushambhi	Manhanpur	3.19	4	0.003	0.012	0.01	0.022	SHRISTI
49	Kaushambhi	Ajuwa	3.45	6	0.003	0.018	0.01	0.028	SHRISTI
50	Deoria	Lar	28.01	8	0.003	0.024	0.01	0.034	SHRISTI
51	Unnao	Haiderabad	4.21	6	0.003	0.018	0.01	0.028	SHRISTI
52	Unnao	Nabaaganj	3.60	6	0.003	0.018	0.01	0.028	SHRISTI
53	Unnao	Ugu	3.06	4	0.003	0.012	0.01	0.022	SHRISTI
	योग		335.29	264	0.159	0.792	0.630	1.322	SHRISTI


 सहायक सचिव, काशीपुरा
 (वि.सं. 3/2000)
 दिनांक 08.07.2008


 सहायक सचिव
 (वि.सं. 3/2000)
 दिनांक 08.07.2008


 44/75

4/4

A

ANNEX-III Contd

Proposal for establishment of PMU in GUJARAT

Proposed Financial Support:

Sl. No.	Position	No. of Months	Remuneration per month (Rs)	Amount (Rs)
1	Project specialist (Housing and slum Development) – 1 No.	12	50,000	600000
2	Specialist (Social Development) – 1 No.	12	50,000	600000
3	Specialist (Community Mobilization and MIS) -1 No.	12	50,000	600000
4	Specialist (Poverty Management) – 1 No.	12	50,000	600000
5	Research & Training Coordinator – 1 No.	12	40,000	480000
	Sub Total 1			2880000
6	Travel Expenses (20% of the total annual support)			960000
7	Operational Expenditure (10% of total annual support)			480000
8	Contingencies Expenses (10% of total annual support)			480000
	GRAND TOTAL			4800000

Observations:

- a The total funds to be sanctioned to the state may be restricted to Rs 40 Lakhs only per annum keeping in view the ceiling limit as per the toolkit.
- b The Educational Qualification and scope of work of the key professionals is in accordance with the guidelines/toolkit of the PMU.
- d The approval is subject to the ratification of the proposal by the State Level Steering Committee (SLSC).
- e The financial support, formulation and scope of work of PMU will be strictly in accordance with the terms and conditions laid down in the guidelines/toolkit for establishment of PMU/PIU.

45/75
12

1

Appraised Financial Support for PMU in GUJARAT

ANNEX-III Contd

S. No.	Position	No. of Months	Remuneration per month (Rs)	Amount (Rs)
1	Project specialist (Housing and slum Development) - 1 No.	12	50,000	600000
2	Specialist (Social Development) - 1 No.	12	50,000	600000
3	Specialist (Community Mobilization and MIS) -1 No.	12	50,000	600000
4	Specialist (Poverty Management) - 1 No.	12	50,000	600000
5	Research & Training Coordinator - 1 No.	12	40,000	480000
Sub Total 1				2880000
6	Travel Expenses (20% of the total annual support)			960000
7	Operational Expenditure (10% of total annual support)			480000
8	Contingencies Expenses (10% of total annual support)			480000
Sub Total 2				1920000
GRAND TOTAL				4800000

Financial support for PMU in GUJARAT	
Total Annual Support for 1st year	Rs 40.00 Lacs
Total Annual Support for 2nd year	Rs 40.00 Lacs
Total Annual Support for 3rd year	Rs 40.00 Lacs
TOTAL SUPPORT	Rs 120.00 Lacs

46/75
M

B

ANNEX-III Contd


Proposal for establishment of two PIUs in Gujarat:
AHMEDABAD & SURAT

Proposed Financial Support for each PIU:

S. No	Position	No. of Months	Remuneration per month (Rs)	Amount (Rs)
1	Project Coordinator (Housing and slum Development) - 1	12	50,000	600000
2	Social Development Officer - 1	12	50,000	600000
3	Livelihoods Development Specialist - 1	12	50,000	600000
4	Research Officer - 1	12	30,000	360000
5	Research and Training Coordinator - 1	12	20,000	240000
	Sub Total 1			2400000
6	Travel Expenses (20% of the total annual support)			800000
7	Operational Expenditure (10% of total annual support)			400000
8	Contingencies Expenses (10% of total annual support)			400000
	GRAND TOTAL			4000000

Observations:

- The Educational Qualification and scope of work of the key professionals is in accordance with the guidelines/toolkit of the PMU.
- The proposal for financial support is appraised as per the population of the mission city.
- The approval is subject to the ratification of the proposal by the State Level Steering Committee (SLSC).
- The financial support, formulation and scope of work of PMU will be strictly in accordance with the terms and conditions laid down in the guidelines/toolkit for establishment of PMU/PIU.

47/75


Appraised Financial Support for each PIU of AHMEDABAD & SURAT

S. No.	Position	No. of Months	Remuneration per month (Rs)	Amount (Rs)
1	Project Coordinator (Housing and slum Development) - 1 No.	12	50,000	600000
2	Social Development Officer - 1 No.	12	50,000	600000
3	Livelihoods Development Specialist - 1 No.	12	50,000	600000
4	Research Officer - 1 No.	12	30,000	360000
5	Research and Training Coordinator - 1 No.	12	20,000	240000
	Sub Total 1			2400000
6	Travel Expenses (20% of total annual support)			800000
7	Operational Expenditure (10% of total annual support)			400000
8	Contingencies Expenses (10% of total annual support)			400000
	Sub-Total 2			1600000
	GRAND TOTAL			4000000

Financial Support for each PIU of AHMEDABAD & SURAT	
Total Annual Support for 1st year (100%)	Rs 40.00 Lacs
Total Annual Support for 2nd year (75%)	Rs 30.00 Lacs
Total Annual Support for 3rd year (50%)	Rs 20.00 Lacs
TOTAL SUPPORT	Rs 90.00 Lacs

48/75
(M)

C

ANNEX-1R Contd

Proposal for establishment of four PIUs in Gujarat for IHSDP towns:
GANDHINAGAR, BHAVNAGAR, JAMNAGAR &
SURENDRANAGAR

Proposed Financial Support for each PIU in Gujarat

S. No.	Position	No. of Months	Remuneration per month (Rs)	Amount (Rs)
1	Project Coordinator (Housing and slum Development) - 1	12	30,000	360000
2	Social Development Officer - 1	12	30,000	360000
3	Livelihoods Development Specialist - 1	12	30,000	360000
4	Research Officer - 1	12	30,000	360000
5	Research and Training Coordinator - 1	12	20,000	240000
	Sub Total 1			1680000
6	Travel Expenses (20% of the total annual support)			560000
7	Operational Expenditure (10% of total annual support)			280000
8	Contingencies Expenses (10% of total annual support)			280000
	GRAND TOTAL			2800000

Observations:

- The Educational Qualification and scope of work of the key professionals is in accordance with the guidelines/toolkit of the PMU.
- The proposal for financial support is appraised as per the population of the mission city.
- The approval is subject to the ratification of the proposal by the State Level Steering Committee (SLSC).
- The financial support, formulation and scope of work of PMU will be strictly in accordance with the terms and conditions laid down in the guidelines/toolkit for establishment of PMU/PIU.

49/75
MM

Appraised Financial Support for each PIUs in Gujarat:

ANNEX-II Contd

S. No.	Position	No. of Months	Remuneration per month (Rs)	Amount (Rs)
1	Project Coordinator (Housing and slum Development) - 1	12	30,000	360000
2	Social Development Officer - 1 No.	12	30,000	360000
3	Livelihoods Development Specialist - 1	12	30,000	360000
4	Research Officer - 1 No.	12	30,000	360000
5	Research and Training Coordinator - 1	12	20,000	240000
	Sub Total 1			1680000
6	Travel Expenses (20% of total annual support)			560000
7	Operational Expenditure (10% of total annual support)			280000
8	Contingencies Expenses (10% of total annual support)			280000
	Sub Total 2			1120000
	GRAND TOTAL			2800000

Financial Support for each of the 4 PIUs in Gujarat		
Total Annual Support for 1st year (100%)	Rs	28.00 Lacs
Total Annual Support for 2nd year (75%)	Rs	21.00 Lacs
Total Annual Support for 3rd year (50%)	Rs	14.00 Lacs
TOTAL SUPPORT	Rs	63.00 Lacs

50/75
mm

Name of the State	Name of City	Name of the Project	Total Project Cost	Total Central share Approved	Total State Share (Excluding other expenses)	Central Share released so far			Amount of Central Share utilized	% of Utilization	Amount of ULB + Benef. Share released	Amount of ULB + Benef. share utilized	% of utilization	Amount recommended for release as 2nd/3rd installment of ACA			% of amount recommended to the total Central share approved
						1st Installment	2nd Installment	Total						2nd Installment	3rd Installment	Total	
UTTAR PRADESH	Agra	Detail Project Report for "Integrated Development of "Kanshiram Taj Nagar Phase-II".	1479.22	678.28	691.37	169.57	169.57	339.14	339.14	100%	300.16	300.16	100%	0.00	169.57	169.57	23%
	Agra	Detail Project Report for "Integrated Development of "Mamniya Kanshiram Jee Kalindi Vihar I & II".	1903.77	787.66	792.22	196.92	196.92	393.84	393.84	100%	397.09	397.09	100%	0.00	196.92	196.92	23%
	TOTAL FOR UTTAR PRADESH (2 PROJECTS)						366.49	366.49	732.98					0.00	366.49	366.49	
WEST BENGAL	Kolkata (Baranipur)	BSUP Scheme for the town of Baranipur, (Kolkata Metropolitan Area), West Bengal.	1008.02	484.60	484.60	121.15	121.15	242.30	223.43	92%	210.69	194.28	92%	0.00	121.15	121.15	25%
	Kolkata (Kalyani)	Rehabilitation of 13 slums in Kalyani (Phase-D) : Kolkata, West Bengal	1780.66	890.33	890.33	222.58	222.58	445.16	445.17	100%	703.03	703.03	100%	0.00	222.58	222.58	25%
	Kolkata (Gayeshpur)	Improvement of Slum in Gayeshpur under Basic services for urban poor through KMDA West Bengal	2002.56	1001.28	1001.28	250.32	250.32	500.64	376.73	75%	532.54	400.77	75%	0.00	250.32	250.32	25%
	Kolkata (Rishra)	Rehabilitation of 1 slum in Rishra (Phase-D) : Kolkata, West Bengal	240.29	109.23	109.23	27.31	27.31	54.62	49.35	90%	58.20	52.59	90%	0.00	27.31	27.31	25%
TOTAL FOR WEST BENGAL (4 PROJECTS)						621.36	621.36	1242.72					0.00	621.36	621.36		

2nd Installment Approved	Rs. 0.00 Lakh
3rd Installment Approved	Rs. 987.85 Lakh
GRAND TOTAL	Rs. 987.85 Lakh

5/1/15
@

APM

Revised.

Agencywise Cost Summary for TPIMA

Agency : SHRISTI

(Amount in Crores)

S. No.	Scheme Name	Total No. of Projects Alloted	Total Project Cost	As per GOI Percent	Amount	Proposed Amount
1	BSUP	22	321.23	0.5%	1.608	0.783
2	IHSDP	49	1041.56	1%	10.416	1.222
Total		71	1362.79		12.022	1.985

Agency : IPE

(Amount in Crores)

S. No.	Scheme Name	Total No. of Projects Alloted	Total Project Cost	As per GOI Percent	Amount	Proposed Amount
1	BSUP	32	908.64	0.5%	4.543	1.004
2	IHSDP	66	382.33	1%	3.823	1.701
Total		98	1290.97		8.367	2.705

Agency : IIT, Roorkee

(Amount in Crores)

S. No.	Scheme Name	Total No. of Projects Alloted	Total Project Cost	As per GOI Percent	Amount	Proposed Amount
1	BSUP	13	381.03	0.5%	1.905	0.418
2	IHSDP	9	67.82	1%	0.678	0.24
Total		22	448.85		2.583	0.658

विशेष सहायक प्रमुख
विशेष (परियोजनाएं)
पीएमयू, मुंबई

श्री० शैलव
विशेषज्ञ (परियोजनाएं)
पीएमयू, मुंबई

(पी० पी०)
परियोजना अधिकारी
मुंबई

सहायक निदेशक (ए)

52/75
(M)

85

STATE URBAN DEVELOPMENT AGENCY
PROPOSAL FOR BSUP

AMOUNT IN CRORE

Sl. NO	NAME OF CITY	PROJECT COST	NO OF VISIT PER PROJECT	AMOUNT PROPOSED PER VISIT	TOTAL AMOUNT FOR SITE VISIT	AMOUNT PROPOSED PER PROJECT FOR DESK REVIEW	TOTAL AMOUNT TO BE PAID FOR THE PROJECT	ALLOCATED TO
1	2	3	4	5	6	7	8	9
1	Agra	35.14	8	0.003	0.024	0.01	0.034	SHRISTI
2	Agra	116.25	12	0.003	0.036	0.01	0.046	SHRISTI
3	Varanasi	4.68	4	0.003	0.012	0.01	0.022	SHRISTI
4	Varanasi	8.45	4	0.003	0.012	0.01	0.022	SHRISTI
5	Varanasi	24.81	6	0.003	0.018	0.01	0.028	SHRISTI
6	Varanasi	56.74	10	0.003	0.030	0.01	0.040	SHRISTI
7	Varanasi	34.32	8	0.003	0.024	0.01	0.034	SHRISTI
8	Kanpur	60.42	12	0.003	0.036	0.01	0.046	SHRISTI
9	Kanpur	19.71	6	0.003	0.018	0.01	0.028	SHRISTI
10	Lucknow	177.52	12	0.003	0.036	0.01	0.046	SHRISTI
11	Lucknow	12.56	7	0.003	0.021	0.01	0.031	SHRISTI
12	Lucknow	5.95	5	0.003	0.015	0.01	0.025	SHRISTI
13	Lucknow	19.33	7	0.003	0.021	0.01	0.031	SHRISTI
14	Agra	95.18	10	0.003	0.030	0.01	0.040	SHRISTI
15	Agra	71.34	10	0.003	0.030	0.01	0.040	SHRISTI
16	Agra	39.78	10	0.003	0.030	0.01	0.040	SHRISTI
17	Mathura	88.10	10	0.003	0.030	0.01	0.040	SHRISTI
18	Kanpur	36.68	8	0.003	0.024	0.01	0.034	SHRISTI
19	Kanpur	36.07	8	0.003	0.024	0.01	0.034	SHRISTI
20	Kanpur	31.36	8	0.003	0.024	0.01	0.034	SHRISTI
21	Kanpur	30.66	8	0.003	0.024	0.01	0.034	SHRISTI
22	Kanpur	36.51	8	0.003	0.024	0.01	0.034	SHRISTI
	TOTAL	1041.56	181.00	0.066	0.543	0.220	0.763	SHRISTI

RECEIVED
ASST. SECRETARY
STATE URBAN DEVELOPMENT AGENCY
NO. 200
DATE 14/05/2011

5/3

-2/12-

66

STATE URBAN DEVELOPMENT AGENCY
PROPOSAL FOR IHSDP TPIM


SL NO	DISTRICT	ULB	PROJECT COST	NO OF VISIT PER PROJECT	AMOUNT PROPOSED PER VISIT	TOTAL AMOUNT FOR SITE VISIT	AMOUNT PROPOSED PER PROJECT FOR DESK REVIEW	TOTAL AMOUNT TO BE PAID FOR THE PROJECT	ALLOCATED TO
1	2	3	4	5	6	7	8	9	10
1	Rae-Bareilly	Rae-Bareilly	20.85	7	0.003	0.021	0.01	0.031	SHRISTI
2	Bulandshar	Bugrasi	3.65	4	0.003	0.012	0.01	0.022	SHRISTI
3	Bulandshar	Chattari	2.29	4	0.003	0.012	0.01	0.022	SHRISTI
4	Bulandshar	Khanpur	2.21	4	0.003	0.012	0.01	0.022	SHRISTI
5	Mathura	Nandgoan	6.93	4	0.003	0.012	0.01	0.022	SHRISTI
6	Mathura	Chata	1.55	4	0.003	0.012	0.01	0.022	SHRISTI
7	Mathura	Gokul	2.83	4	0.003	0.012	0.01	0.022	SHRISTI
8	Mathura	Raya	1.53	4	0.003	0.012	0.01	0.022	SHRISTI
9	Balrampur	Pachprew	1.02	4	0.003	0.012	0.01	0.022	SHRISTI
10	Behraich	Salarganj	7.93	4	0.003	0.012	0.01	0.022	SHRISTI
11	Ghaziabad	Fareednaga	7.54	4	0.003	0.012	0.01	0.022	SHRISTI
12	Ghaziabad	Arthala	5.62	4	0.003	0.012	0.01	0.022	SHRISTI
13	Bareilly	Nawabganj	1.38	4	0.003	0.012	0.01	0.022	SHRISTI
14	Bareilly	Sanoa	4.17	4	0.003	0.012	0.01	0.022	SHRISTI
15	Faizabad	Beekapur	2.22	4	0.003	0.012	0.01	0.022	SHRISTI
16	Sitapur	Biswan	6.44	4	0.003	0.012	0.01	0.022	SHRISTI
17	Pratapgarh	Kunda	6.43	4	0.003	0.012	0.01	0.022	SHRISTI
18	Kannuj	Chibramau	5.90	4	0.003	0.012	0.01	0.022	SHRISTI
19	Kannuj	Tiva	7.37	4	0.003	0.012	0.01	0.022	SHRISTI
20	Kannuj	Saurikha	3.47	6	0.003	0.018	0.01	0.028	SHRISTI
21	Moradabad	Moradabad	1.31	6	0.003	0.018	0.01	0.028	SHRISTI
22	Moradabad	Thakurdwar	5.57	6	0.003	0.018	0.01	0.028	SHRISTI
23	Kanpur Dehat	Rasoolabad	5.24	4	0.003	0.012	0.01	0.022	SHRISTI

54/55

3/12

98

24	Kanpur Dehat	Derapur	1.85	4	0.003	0.012	0.01	0.022	SHRISTI
25	Kanpur Dehat	Amraudha	1.79	4	0.003	0.012	0.01	0.022	SHRISTI
26	Etah	Nidhulkalan	1.62	4	0.003	0.012	0.01	0.022	SHRISTI
27	Etah	Awagarh	2.59	6	0.003	0.018	0.01	0.028	SHRISTI
28	Hardoi	Gopamau	3.80	4	0.003	0.012	0.01	0.022	SHRISTI
29	Azamgarh	Saraimeer	3.85	4	0.003	0.012	0.01	0.022	SHRISTI
30	Sonhadra	Ghorawal	15.42	7	0.003	0.021	0.01	0.031	SHRISTI
31	Mirzapur	Chunar	5.97	6	0.003	0.018	0.01	0.028	SHRISTI
32	Sankabeem	Hariharpur-	8.47	6	0.003	0.018	0.01	0.028	SHRISTI
33	GB Nagar	Jewar	6.70	4	0.003	0.012	0.01	0.022	SHRISTI
34	Aligarh	Aligarh	17.77	7	0.003	0.021	0.01	0.031	SHRISTI
35	Aligarh	Aligarh	15.37	8	0.003	0.024	0.01	0.034	SHRISTI
36	Mirzapur	Mirzapur	20.72	8	0.003	0.024	0.01	0.034	SHRISTI
37	Basti	Basti	4.58	6	0.003	0.018	0.01	0.028	SHRISTI
38	Azamgarh	Azamgarh	12.65	8	0.003	0.024	0.01	0.034	SHRISTI
39	GB Nagar	Dadri	17.43	7	0.003	0.021	0.01	0.031	SHRISTI
40	Allahabad	Kuraon	4.97	4	0.003	0.012	0.01	0.022	SHRISTI
41	Allahabad	Shankargar	9.17	4	0.003	0.012	0.01	0.022	SHRISTI
42	Allahabad	Lal	8.03	4	0.003	0.012	0.01	0.022	SHRISTI
43	Auraiya	Gopalganj	3.59	4	0.003	0.012	0.01	0.022	SHRISTI
44	Auraiya	Achhda	4.88	6	0.003	0.018	0.01	0.028	SHRISTI
45	Auraiya	Babarapur	1.75	4	0.003	0.012	0.01	0.022	SHRISTI
46	Auraiya	Dibiyapur	1.50	4	0.003	0.012	0.01	0.022	SHRISTI
47	Ambedkarna	Fatound	1.88	6	0.003	0.018	0.01	0.028	SHRISTI
48	Kaushambi	Kichhaucha	3.45	6	0.003	0.018	0.01	0.028	SHRISTI
49	Deoria	Ajuwa	28.01	8	0.003	0.024	0.01	0.034	SHRISTI
	शुगर	Lar	321.23	244	0.147	0.732	0.490	1.222	SHRISTI



 Anil Kumar

 प्रो. 30 फरवरी 2018

 प्रो. 30 फरवरी 2018

-9/12-

57/55

(13)

PROPOSAL FOR BSUP TPIM STATE URBAN DEVELOPMENT AGENCY

SL NO	NAME OF CITY	PROJECT COST	NO OF VISIT PER PROJECT	AMOUNT PROPOSED PER VISIT	TOTAL AMOUNT FOR SITE VISIT	AMOUNT PROPOSED PER PROJECT FOR DESK REVIEW	TOTAL AMOUNT TO BE PAID FOR THE PROJECT	ALLOCATED TO
1	2	3	4	5	6	7	8	9
1	Agra	14.79	6	0.003	0.018	0.01	0.028	IPe
2	Agra	19.03	6	0.003	0.018	0.01	0.028	IPe
3	Agra	51.98	10	0.003	0.030	0.01	0.040	IPe
4	Agra	127.27	12	0.003	0.036	0.01	0.046	IPe
5	Mathura	4.57	4	0.003	0.012	0.01	0.022	IPe
6	Mathura	5.01	4	0.003	0.012	0.01	0.022	IPe
7	Mathura	37.63	8	0.003	0.024	0.01	0.034	IPe
8	Mathura	31.70	8	0.003	0.024	0.01	0.034	IPe
9	Allahabad	3.33	4	0.003	0.012	0.01	0.022	IPe
10	Allahabad	19.15	6	0.003	0.018	0.01	0.028	IPe
11	Allahabad	23.43	7	0.003	0.021	0.01	0.031	IPe
12	Varanasi	5.69	5	0.003	0.015	0.01	0.025	IPe
13	Varanasi	5.11	4	0.003	0.012	0.01	0.022	IPe
14	Varanasi	30.59	18	0.003	0.024	0.01	0.034	IPe
15	Kanpur	8.85	15	0.003	0.015	0.01	0.025	IPe
16	Kanpur	59.85	12	0.003	0.036	0.01	0.046	IPe
17	Kanpur	35.51	18	0.003	0.024	0.01	0.034	IPe
18	Lucknow	32.52	18	0.003	0.024	0.01	0.034	IPe
19	Lucknow	49.57	110	0.003	0.030	0.01	0.040	IPe
20	Lucknow	26.62	17	0.003	0.021	0.01	0.031	IPe

85 -512-

57/25

DO NOT WRITE IN THESE SPACES

ANNEX-V(a) Contd

101

21	Lucknow	35.96	10	0.003	0.030	0.01	0.040	ipe
22	Allahabad	7.39	4	0.003	0.012	0.01	0.022	ipe
23	Allahabad	15.14	6	0.003	0.018	0.01	0.028	ipe
24	Agra	34.78	10	0.003	0.030	0.01	0.040	ipe
25	Kanpur	29.39	6	0.003	0.018	0.01	0.028	ipe
26	Kanpur	14.02	6	0.003	0.018	0.01	0.028	ipe
27	Kanpur	28.50	6	0.003	0.018	0.01	0.028	ipe
28	Kanpur	28.56	6	0.003	0.018	0.01	0.028	ipe
29	Varanasi	32.26	10	0.003	0.030	0.01	0.040	ipe
30	Varanasi	43.36	10	0.003	0.030	0.01	0.040	ipe
31	Mathura	23.42	6	0.003	0.018	0.01	0.028	ipe
32	Mathura	23.66	6	0.003	0.018	0.01	0.028	ipe
	TOTAL	908.64	228.00	0.096	0.684	0.320	1.004	

महानगरपालिका
काठमाडौं

प्रिन्ट
(को को फाई)
संस्थागत संस्था
प्रा.सि

5/12

57/55

STATE URBAN DEVELOPMENT AGENCY
PROPOSAL FOR IHSDP TPIM

Revised.

Sl. No	DISTRICT	ULB	PROJECT COST	NO OF VISIT PER PROJECT	AMOUNT PROPOSED PER VISIT	TOTAL AMOUNT FOR SITE VISIT	AMOUNT PROPOSED PER PROJECT FOR DESK REVIEW	AMOUNT IN CRORE TOTAL AMOUNT TO BE PAID FOR THE PROJECT	ALLOCATED
1	2	3	4	5	6	7	8	9	10
1	Sankabeemga	Hathapur	1.97	4	0.003	0.012	0.01	0.022	IPB
2	Bairampur	Utraula	1.78	4	0.003	0.012	0.01	0.022	IPB
3	Sankabeemga	Hathapur-II	1.83	4	0.003	0.012	0.01	0.022	IPB
4	Gorakhpur	Sanjawan	1.94	4	0.003	0.012	0.01	0.022	IPB
5	Sankabeemga	Sankabeemga	2.00	4	0.003	0.012	0.01	0.022	IPB
6	Auraiya	Bidhuna	14.73	8	0.003	0.024	0.01	0.034	IPB
7	Auraiya	Auraiya	1:18	6	0.003	0.018	0.01	0.028	IPB
8	Kanpur Nagar	Bithoor	2.86	6	0.003	0.018	0.01	0.028	IPB
9	Lakhimpur	Gola	3.12	4	0.003	0.012	0.01	0.022	IPB
10	Chanduli	Chanduli -I	6.88	4	0.003	0.012	0.01	0.022	IPB
11	Jalaun	Kalpi	3.29	4	0.003	0.012	0.01	0.022	IPB
12	Jalaun	Kadwa	4.25	4	0.003	0.012	0.01	0.022	IPB
13	Jhansi	Jhansi	4.01	4	0.003	0.012	0.01	0.022	IPB
14	Chitrakoot	Mankipur	3.86	4	0.003	0.012	0.01	0.022	IPB
15	Lalitpur	Pali	3.92	6	0.003	0.018	0.01	0.028	IPB
16	Mahoba	Mahoba	2.61	4	0.003	0.012	0.01	0.022	IPB
17	Banda	Bisanda	2.77	6	0.003	0.018	0.01	0.028	IPB
18	Jalaun	Orai	7.15	4	0.003	0.012	0.01	0.022	IPB
19	Hathapur	Kurara	3.58	4	0.003	0.012	0.01	0.022	IPB
20	Unnao	Unnao	2.51	6	0.003	0.018	0.01	0.028	IPB
21	Fatehabad	Goelganj	1.92	4	0.003	0.012	0.01	0.022	IPB
22	Kanpur Nagar	Sivrajpur	3.94	6	0.003	0.018	0.01	0.028	IPB
23	Etawah	Jawanagar	6.02	6	0.003	0.018	0.01	0.028	IPB

52/85

24	Kanpur Dehal	Jhjhak	10.71	7	0.003	0.021	0.01	0.031	IPG
25	Banda	Naraini	2.10	4	0.003	0.012	0.01	0.022	IPG
26	Erah	Erah	2.58	6	0.003	0.018	0.01	0.028	IPG
27	Aligarh	Aligarh	4.40	4	0.003	0.012	0.01	0.022	IPG
28	Gazipur	Sadar	0.53	4	0.003	0.012	0.01	0.022	IPG
29	Chandui	Chandui (Ph-II)	3.95	4	0.003	0.012	0.01	0.022	IPG
30	Chandui	Mughalserai	4.22	4	0.003	0.012	0.01	0.022	IPG
31	Chandui	Chakka	1.18	4	0.003	0.012	0.01	0.022	IPG
32	Farrukhabad	Farrukhabad	1.89	4	0.003	0.012	0.01	0.022	IPG
33	Farrukhabad	Mohammadabad	3.19	4	0.003	0.012	0.01	0.022	IPG
34	Kanauj	Chibranauli	15.91	7	0.003	0.021	0.01	0.031	IPG
35	Kanauj	Tivadi	11.73	8	0.003	0.024	0.01	0.034	IPG
36	Faizabad	Faizabad	17.24	7	0.003	0.021	0.01	0.031	IPG
37	Pratapgarh	Pratapgarh	14.13	8	0.003	0.024	0.01	0.034	IPG
38	Lucknow	Mahona	20.82	8	0.003	0.024	0.01	0.034	IPG
39	Gorakhpur	Gorakhpur	16.75	8	0.003	0.024	0.01	0.034	IPG
40	Fatehpur	Fatehpur	5.17	4	0.003	0.012	0.01	0.022	IPG
41	Sant Ravidas Nagar	Bhadoni	8.76	6	0.003	0.018	0.01	0.028	IPG
42	Chandui	Mughalserai	7.44	4	0.003	0.012	0.01	0.022	IPG
43	Sultanpur	Sultanpur	3.14	5	0.003	0.018	0.01	0.028	IPG
44	Moradabad	Bhatwari	5.43	4	0.003	0.012	0.01	0.022	IPG
45	Moradabad	Umalkhala	7.79	4	0.003	0.012	0.01	0.022	IPG
46	JP Nagar	Joya	0.93	6	0.003	0.018	0.01	0.028	IPG
47	JP Nagar	Hasanpur	0.81	6	0.003	0.018	0.01	0.028	IPG
48	JP Nagar	Aricha	3.13	6	0.003	0.018	0.01	0.028	IPG
49	Erawah	Jaswanagar	5.68	6	0.003	0.018	0.01	0.028	IPG
50	Rampur	Rampur	11.29	8	0.003	0.024	0.01	0.034	IPG
51	Rampur	Rampur	4.14	6	0.003	0.018	0.01	0.028	IPG
52	Pratapgarh	Arnu	15.05	8	0.003	0.024	0.01	0.034	IPG
53	Pratapgarh	Balha	18.19	8	0.003	0.024	0.01	0.034	IPG
54	Lucknow	Maslihabad	4.05	6	0.003	0.018	0.01	0.028	IPG

8/12

55

ANNEX - V(a) contd

56	Lucknow	Kaichi	18.95	8	0.003	0.024	0.01	0.034	IPe
58	Mathura	Kaichela	8.82	4	0.003	0.012	0.01	0.022	IPe
57	Mathura	Vidwan	6.30	4	0.003	0.012	0.01	0.022	IPe
58	Mathura	Mahswan	1.66	4	0.003	0.012	0.01	0.022	IPe
59	Kanpur Dehat	Shivall	3.33	4	0.003	0.012	0.01	0.022	IPe
50	Kanpur Dehat	Sikabra	5.28	6	0.003	0.018	0.01	0.028	IPe
51	Bazbaki	Ramnagar	2.59	4	0.003	0.012	0.01	0.022	IPe
52	Lakhimpur Kheri	Singani	3.13	4	0.003	0.012	0.01	0.022	IPe
53	Kaushambhi	Manjampur	3.19	4	0.003	0.012	0.01	0.022	IPe
54	Utraco	Haderabad	4.21	6	0.003	0.018	0.01	0.028	IPe
55	Utraco	Nabaganj	3.60	6	0.003	0.018	0.01	0.028	IPe
58	Utraco	Ugu	3.06	4	0.003	0.012	0.01	0.022	IPe
	TOTAL		382.33	347.00	0.20	1.04	0.86	1.70	IPe

Dr. M. V.

(for the file)
signature of the
govt.

Signature (P)

60/23

7/12

105

STATE URBAN DEVELOPMENT AGENCY
PROPOSAL FOR IHSDP TPIM

AMOUNT IN CRORE

SL NO	DISTRICT	ULB	PROJECT COST	NO OF VISIT PER PROJECT	AMOUNT PROPOSED PER VISIT	TOTAL AMOUNT FOR SITE VISIT	AMOUNT PROPOSED PER PROJECT FOR DESK REVIEW	TOTAL AMOUNT TO BE PAID FOR THE PROJECT	ALLOCATED TO
1	2	3	4	5	6	7	8	9	10
1	Muzaffarnagar	Banat	10.36	7	0.003	0.021	0.01	0.031	IIT, ROORKEE
2	Saharanpur	Saharanpur	3.90	4	0.003	0.012	0.01	0.022	IIT, ROORKEE
3	Bagpat	Barut	4.41	4	0.003	0.012	0.01	0.022	IIT, ROORKEE
4	Meerut	Kharkhuda	2.66	4	0.003	0.012	0.01	0.022	IIT, ROORKEE
5	Bijnaur	Jhali	1.50	4	0.003	0.012	0.01	0.022	IIT, ROORKEE
6	Bijnaur	Jhali	5.78	6	0.003	0.018	0.01	0.028	IIT, ROORKEE
7	Meerut	Hasinapur	19.10	7	0.003	0.021	0.01	0.031	IIT, ROORKEE
8	Meerut	Lawar	8.38	6	0.003	0.018	0.01	0.028	IIT, ROORKEE
9	Saharanpur	Saharanpur	11.72	8	0.003	0.024	0.01	0.034	IIT, ROORKEE
	TOTAL		67.82	50	0.027	0.150	0.090	0.240	

प्राप्त संकेत संश्लेषण
प्रस्ताव (Proposition)
को प्रो. सं. सं. सं. सं.

को प्रो. सं. सं. सं. सं.
संश्लेषण सं. सं. सं.

संश्लेषण सं. सं. सं. सं.
सं. सं. सं. सं. सं.

7/19

STATE URBAN DEVELOPMENT AGENCY
PROPOSAL FOR BSUP TPIM

AMOUNT IN CRORE

SL NO	NAME OF CITY	PROJECT COST	NO OF VISIT PER PROJECT	AMOUNT PROPOSED PER VISIT	TOTAL AMOUNT FOR SITE VISIT	AMOUNT PROPOSED PER PROJECT FOR DESK REVIEW	TOTAL AMOUNT TO BE PAID FOR THE PROJECT	ALLOCATED TO
1	2		4	5	6	7	8	9
1	Meerut	31.70	8	0.003	0.024	0.01	0.034	IIT, ROORKEE
2	Meerut	19.15	6	0.003	0.018	0.01	0.028	IIT, ROORKEE
3	Meerut	23.44	6	0.003	0.018	0.01	0.028	IIT, ROORKEE
4	Meerut	24.81	8	0.003	0.024	0.01	0.034	IIT, ROORKEE
5	Meerut	56.74	8	0.003	0.024	0.01	0.034	IIT, ROORKEE
6	Meerut	30.59	6	0.003	0.018	0.01	0.028	IIT, ROORKEE
7	Meerut	34.32	8	0.003	0.024	0.01	0.034	IIT, ROORKEE
8	Meerut	35.51	8	0.003	0.024	0.01	0.034	IIT, ROORKEE
9	Meerut	19.71	8	0.003	0.024	0.01	0.034	IIT, ROORKEE
10	Meerut	33.08	6	0.003	0.018	0.01	0.028	IIT, ROORKEE
11	Meerut	14.02	10	0.003	0.030	0.01	0.040	IIT, ROORKEE
12	Meerut	28.56	7	0.003	0.021	0.01	0.031	IIT, ROORKEE
13	Meerut	29.39	7	0.003	0.021	0.01	0.031	IIT, ROORKEE
	शुभ	381.03	96	0.039	0.288	0.13	0.418	

मिनिस्टर का कार्यालय
लखनऊ (उत्तर प्रदेश)
दि. 12/11/2012

Dr: 12

Dr: 12

Dr: 12

62/31



दस्तावेज- 286709
286710

107

राज्य नगरीय विकास अधिकरण उ०प्र०
नव चेतना केन्द्र, 10, अशोक मार्ग, लखनऊ-226001

Date: 30.10.2009

TO WHOM IT MAY CONCERN

This is to certify that:-

1- IPE and Shristi are empanelled Agencies by MoHupa Government of India & IIT Roorkee is very reputed institution of Government of India in Civil Engg.

2- Selected Agencies have been allotted the work for TPIMA within the ceiling limit of toolkit provided by MoHupa, Government of India.

3- SLNA/SUDA U.P. ensured that allotted work to agencies for TPIMA is as per capacity of the Agencies.

4- Proposed rates of agencies for TPIMA are exclusive of taxes quoted by the firms and shall be chargeable as per norms. apart from their financial package.

v- SLNA/SUDA U.P. followed the followings:-

- i) CVC guidelines have been followed.
- ii) Guidelines of the State Government regarding award of contract have been followed.
- iii) There is no conflict of interest as per tool kit.
- iv) The reports will be furnished as per the tool kit.

SLNA/SUDA U.P. ensured that
allotted work to agencies for TPIMA
is as per capacity of the Agencies.
Proposed rates of agencies for TPIMA
are exclusive of taxes quoted by the firms
and shall be chargeable as per norms.
apart from their financial package.
SLNA/SUDA U.P. followed the followings:-
i) CVC guidelines have been followed.
ii) Guidelines of the State Government
regarding award of contract have been
followed.
iii) There is no conflict of interest as per
tool kit.
iv) The reports will be furnished as per
the tool kit.

del/ans
30/10/09

(V.K. Srivastava)
Finance controller
on behalf of Director,
SUDA/SLNA

63/75
MW

ANNEXURE-V (b)

FB

Compliance report for engagement of TPIMA for BSUP and IHSDP in West Bengal
The proposal for engagement of TPIMA has already been approved in principle by the CSMC in its 68th meeting held on September 1, 2009. (Para 6.3 in the minutes)
Now as directed by the CSMC, the following are placed for processing by the Mission Directorate, as the state need not go before the CSMC again:

- The relevant State guidelines and State norms for engagement of agencies have been followed through a transparent process of financial bidding amongst the agencies empanelled by the Ministry as TPIMA.
- There is no conflict of interest in case of agencies proposed.
- The Chairman of SLSC has approved the proposal and will be placed in the next meeting of the SLSC to be held on 4th Nov 2009 for ratification.
- Proposed project wise assignment among the selected TPIMA agencies is furnished in tabular format in annexure II. The taxes could not be mentioned separately as the bid was invited on a rate inclusive of taxes.
- The total cost inclusive of taxes is within the ceiling prescribed for BSUP and IHSDP separately in the toolkit.
- To ensure that the agencies have the requisite capacity to take up the work, all the selected agencies were asked to declare the value of the TPIMA assignments they are handling at present in other states.
- The proposed value of assignment is such that the total value of the assignment of TPIMA work remains within the ceiling value of assignment as per the band allotted to them by the Ministry. It may be noted here that no projects could be assigned to one of the shortlisted agencies, NCPE Infrastructure India Pvt. Ltd. as they have already reached the ceiling of value of assignment in band IV. (Details at Annexure III)

64/75
(VW)

AS

1/6

Vivek Bhavadwaj
(Vivek Bhavadwaj)
Chief Executive Officer, KMDA

Cost Implication for Appointing TPIMA for BSUP

Costs in Rs. Lakh

(17)

Sl No	A Name of ULB/ Project	B Project cost	0.5% of the project cost	C Document review	D Field visit			G Total Cost (C+F)	H Agency to which assigned
					Estimated number of field visits*	E Cost per visit	F Total Field visit cost (DXE)		
1	Anandanagar, Jalpara & Garden Reach	5584.08	27.92	1.35	8	0.35	2.8	4.15	Aarvee
2	Baidyabatl	1023.20	5.12	1.35	8	0.35	2.8	4.15	Aarvee
3	Bally Ph-I	264.85	1.32	1.35	5	0.35	1.75	3.10	Aarvee
4	Bally Ph-II	3244.17	16.22	1.35	8	0.35	2.8	4.15	Aarvee
5	Bansberia Ph-I	2806.95	14.03	1.35	5	0.35	1.75	3.10	Aarvee
6	Bansberia Ph-II	1378.38	6.89	1.35	8	0.35	2.8	4.15	Aarvee
7	Baranagar Ph-I	431.37	2.16	1.35	5	0.35	1.75	3.10	Aarvee
8	Barasat Ph-I	1438.45	7.19	1.35	5	0.35	1.75	3.10	Aarvee
9	Barasat Ph-II	5885.32	29.43	1.35	8	0.35	2.8	4.15	Aarvee
10	Barrackpore Ph-I	1447.59	7.24	1.35	4	0.35	1.4	2.75	Aarvee
11	Barrackpore Ph-II	3504.11	17.52	1.35	8	0.35	2.8	4.15	Aarvee
12	Baruipur Ph-I	1008.02	5.04	1.35	4	0.35	1.4	2.75	Aarvee
13	Baruipur Ph-II	5583.61	27.92	1.35	8	0.35	2.8	4.15	Aarvee
14	Baruipur Ph-III	266.42	1.33	1.35	8	0.35	2.8	4.15	Aarvee
15	Bhadreswar Ph-I	5644.32	28.22	1.35	8	0.35	2.8	4.15	Aarvee
16	Bhatpara Ph-I	1791.38	8.96	1.35	4	0.35	1.4	2.75	Aarvee
17	Bidhannagar Ph-I	391.21	1.96	1.35	8	0.35	2.8	4.15	Aarvee
18	Bidhannagar Ph-II	1357.69	6.79	1.35	8	0.35	2.8	4.15	Aarvee
19	Budge Budge Ph-I	431.97	2.16	1.35	5	0.35	1.75	3.10	Aarvee
20	Budge Budge Ph-II	3276.15	16.38	1.35	8	0.35	2.8	4.15	Aarvee
21	Champdani Ph-I	1398.91	6.99	1.35	5	0.35	1.75	3.10	Aarvee
22	Champdani Ph-II	6807.45	34.04	1.35	8	0.35	2.8	4.15	Aarvee
23	Chandannagar MC Ph-I	3912.57	19.56	1.35	5	0.35	1.75	3.10	Aarvee
24	Chandannagar MC Ph-II	516.16	2.58	1.35	8	0.35	2.8	4.15	Aarvee
25	Chandannagar MC Ph-III	3040.75	15.20	1.35	8	0.35	2.8	4.15	Aarvee
26	Chetta	823.84	4.12	1.35	8	0.35	2.8	4.15	Aarvee
27	Dum Dum	1513.69	7.57	1.35	8	0.35	2.8	4.15	Aarvee
28	Garulla	3275.51	16.38	1.35	8	0.35	2.8	4.15	Aarvee
29	Gayeshpur Ph-I	2002.56	10.01	1.35	5	0.35	1.75	3.10	Aarvee
30	Gayeshpur Ph-II	7014.81	35.07	1.35	8	0.35	2.8	4.15	Aarvee
31	Halisahar	5723.29	28.62	1.35	5	0.35	1.75	3.10	Aarvee
32	Hooghly-Chinsurah Ph-I	2964.75	14.82	1.35	5	0.35	1.75	3.10	Aarvee
33	Hooghly-Chinsurah Ph-II	2130.04	10.65	1.35	8	0.35	2.8	4.15	Aarvee
34	Howrah	6403.67	32.02	1.35	6	0.35	2.1	3.45	Aarvee
35	Jhoro Bustee, Golf Green	568.15	2.84	1.35	8	0.35	2.8	4.15	Aarvee
36	Kalyani Ph-I	1780.66	8.90	1.35	3	0.35	1.05	2.40	Aarvee
37	Kalyani Ph-II	2682.03	13.41	1.35	5	0.35	1.75	3.10	Aarvee
38	Kalyani Ph-III	8404.10	42.02	1.35	8	0.35	2.8	4.15	Aarvee
39	Kamarhati Ph-I	2727.83	13.64	1.35	5	0.35	1.75	3.10	Aarvee
40	Kamarhati Ph-II	750.46	3.75	1.35	8	0.35	2.8	4.15	Aarvee
41	Kanchrapara Ph-I	1802.86	9.01	1.35	5	0.35	1.75	3.10	Aarvee
42	KEIP	1577.34	7.89	1.35	3	0.35	1.05	2.40	Aarvee
43	Khardah Ph-I	1288.91	6.44	1.35	5	0.35	1.75	3.10	SGS
44	Khardah Ph-II	3355.10	16.78	1.35	8	0.35	2.8	4.15	SGS
45	Konnagar Ph-I	228.48	1.14	1.35	6	0.35	2.1	3.45	SGS
46	Konnagar Ph-II	1261.20	6.31	1.35	8	0.35	2.8	4.15	SGS
47	Kumartuli	2679.90	13.40	1.35	8	0.35	2.8	4.15	SGS
48	Madhyamgram Ph-I	2085.87	10.43	1.35	4	0.35	1.4	2.75	SGS
49	Madhyamgram Ph-II	3973.28	19.87	1.35	8	0.35	2.8	4.15	SGS
50	Maheshtala Ph-I	6336.62	31.68	1.35	5	0.35	1.75	3.10	SGS
51	Maheshtala Ph-II	5600.18	28.00	1.35	8	0.35	2.8	4.15	SGS
52	Naihati	5256.62	26.28	1.35	5	0.35	1.75	3.10	SGS
53	New Barrackpore	5415.45	27.08	1.35	5	0.35	1.75	3.10	SGS

/

2/11

65/75
m

(12)

Cost Implication for Appointing TPIMA for BSUP

Costs in Rs. Lakh

Sl No	A Name of ULB/ Project	B Project cost	0.5% of the project cost	C Document review	D Field visit			G Total Cost (C+F)	H Agency to which assigned
					Estimated number of field visits*	E Cost per visit	F Total Field visit cost (DXE)		
54	Nonadanga	4172.39	20.86	1.35	5	0.35	1.75	3.10	SGS
55	North Barrackpore	2801.30	14.01	1.35	5	0.35	1.75	3.10	SGS
56	North Dum Dum Ph-I	1668.24	8.34	1.35	5	0.35	1.75	3.10	SGS
57	North Dum Dum Ph-II	5812.60	29.06	1.35	8	0.35	2.8	4.15	SGS
58	Pagladanga, KMC	32172.45	160.86	1.35	8	0.35	2.8	4.15	SGS
59	Panihati Ph-I	4088.28	20.44	1.35	5	0.35	1.75	3.10	SGS
60	Panihati Ph-II	3550.79	17.75	1.35	8	0.35	2.8	4.15	SGS
61	Pujali Ph-I	1383.01	6.92	1.35	4	0.35	1.4	2.75	SGS
62	Pujali Ph-II	1301.04	6.51	1.35	8	0.35	2.8	4.15	SGS
63	Rajarhat, Kacharipara & Hatgachla	12092.32	60.46	1.35	8	0.35	2.8	4.15	SGS
64	Rajarhat-Gopalpur Ph-I	1885.27	9.43	1.35	5	0.35	1.75	3.10	SGS
65	Rajarhat-Gopalpur Ph-II	5727.81	28.64	1.35	8	0.35	2.8	4.15	SGS
66	Rajpur-Sonarpur Ph-I	4889.99	24.45	1.35	6	0.35	2.1	3.45	SGS
67	Rajpur-Sonarpur Ph-II	4447.71	22.24	1.35	8	0.35	2.8	4.15	SGS
68	Rishra Ph-I	240.29	1.20	1.35	5	0.35	1.75	3.10	SGS
69	Rishra Ph-II	4129.25	20.65	1.35	8	0.35	2.8	4.15	SGS
70	Serampore Ph-I	1104.97	5.52	1.35	7	0.35	2.45	3.80	SGS
71	Serampore Ph-II	4865.74	24.33	1.35	8	0.35	2.8	4.15	SGS
72	South Dum Dum	1109.82	5.55	1.35	6	0.35	2.1	3.45	BLG
73	Titagarh	1673.50	8.37	1.35	8	0.35	2.8	4.15	BLG
74	Uttadanga	2827.29	14.14	1.35	8	0.35	2.8	4.15	BLG
75	Uluberia Ph-I	4218.26	21.09	1.35	5	0.35	1.75	3.10	BLG
76	Uluberia Ph-II	5369.25	26.85	1.35	8	0.35	2.8	4.15	BLG
77	Uttarpara-Kotrang Ph-I	2167.46	10.84	1.35	5	0.35	1.75	3.10	BLG
KMA Total		265761.31	13288.07					279.65	
AUA									
1	Asansol Ph I	8895.00	44.48	1.35	6	0.35	2.1	3.45	BLG
2	Asansol Ph-II	5816.27	29.08	1.35	8	0.35	2.8	4.15	BLG
3	Asansol Ph-III	13086.03	65.43	1.35	8	0.35	2.8	4.15	BLG
4	Asansol Rail Para	3379.46	16.90	1.35	8	0.35	2.8	4.15	BLG
5	Durgapur Ph-I	10601.62	53.01	1.35	6	0.35	2.1	3.45	BLG
6	Durgapur Ph-II	1154.92	5.77	1.35	8	0.35	2.8	4.15	BLG
7	Durgapur Ph-III	4465.62	22.33	1.35	8	0.35	2.8	4.15	BLG
8	Jamuria Ph-I	1799.65	9.00	1.35	6	0.35	2.1	3.45	BLG
9	Jamuria Ph-II	2780.96	13.90	1.35	8	0.35	2.8	4.15	BLG
10	Kulti Ph-I	1555.13	7.78	1.35	6	0.35	2.1	3.45	BLG
11	Kulti Ph-II	4972.99	24.86	1.35	8	0.35	2.8	4.15	BLG
12	Ranigunge Ph-I	1923.94	9.62	1.35	6	0.35	2.1	3.45	BLG
13	Ranigunge Ph-II	3112.39	15.56	1.35	8	0.35	2.8	4.15	BLG
AUA Total		63543.98	3177.20					50.45	
Grand Total		329305.29	16465.26					330.10	

Admissible amount, i.e.
0.5% of the sanctioned
project 1646,5265

* Visits estimated on the basis of progress

[Handwritten signature]

66/75
[Handwritten initials]

3/10

(19)

Cost Implication for Appointing TPIMA for IHSDP

Costs in Rs. Lakh

Sl No	A Name of ULB/ Project	B Project cost	1% of the project cost	C Document review	D Field visit			G Total Cost (C+F)	Assignment
					Estimated number of field visits*	Cost per visit	Total Field visit cost (DXE)		
1	Haldia	860.92	8.61	1.35	6	0.35	2.1	3.45	Aarvee
2	Haldia (Ph-II)	1589.40	15.89	1.35	8	0.35	2.8	4.15	Aarvee
3	Ghatal	461.37	4.61	1.35	6	0.35	2.1	3.45	Aarvee
4	Jhargram	874.50	8.75	1.35	8	0.35	2.8	4.15	Aarvee
5	Jhargram (Ph-II)	399.77	4.00	1.35	8	0.35	2.8	4.15	Aarvee
6	Sonamukhi	339.99	3.40	1.35	6	0.35	2.1	3.45	Aarvee
7	Kalna	1336.57	13.37	1.35	5	0.35	1.75	3.1	Aarvee
8	Mathabhanga	289.66	2.90	1.35	5	0.35	1.75	3.1	Aarvee
9	Mathabhanga (Ph-II)	856.33	8.56	1.35	8	0.35	2.8	4.15	Aarvee
10	Burdwan	2129.16	21.29	1.35	6	0.35	2.1	3.45	Aarvee
11	Ranaghat	270.98	2.71	1.35	4	0.35	1.4	2.75	Aarvee
12	Ranaghat (Ph-II)	575.17	5.75	1.35	8	0.35	2.8	4.15	Aarvee
13	Siliguri (Ph-I)	3682.10	36.82	1.35	6	0.35	2.1	3.45	Aarvee
14	Siliguri (Ph-II)	1999.24	19.99	1.35	8	0.35	2.8	4.15	Aarvee
15	Siliguri (Ph-III)	3598.74	35.99	1.35	8	0.35	2.8	4.15	Aarvee
16	Taki	492.97	4.93	1.35	3	0.35	1.05	2.4	Aarvee
17	Taki (Ph-II)	698.89	6.99	1.35	8	0.35	2.8	4.15	Aarvee
18	Gobardanga	700.34	7.00	1.35	8	0.35	2.8	4.15	Aarvee
19	Gangarampur	1096.20	10.96	1.35	6	0.35	2.1	3.45	Aarvee
20	Gangarampur (Ph-II)	991.20	9.91	1.35	8	0.35	2.8	4.15	Aarvee
21	Cooch-Behar	849.18	8.49	1.35	6	0.35	2.1	3.45	Aarvee
22	Coochbehar (Ph-II)	689.68	6.90	1.35	8	0.35	2.8	4.15	Aarvee
23	Medinipur	1476.56	14.77	1.35	8	0.35	2.8	4.15	Aarvee
24	Raiganj	2500.02	25.00	1.35	5	0.35	1.75	3.1	Aarvee
25	Basirhat	1426.61	14.27	1.35	5	0.35	1.75	3.1	Aarvee
26	Jangipur	666.65	6.67	1.35	3	0.35	1.05	2.4	Aarvee
27	Jangipur (Ph-II)	1005.00	10.05	1.35	8	0.35	2.8	4.15	Aarvee
28	Panskura	664.90	6.65	1.35	6	0.35	2.1	3.45	Aarvee
29	Kharagpur (Pt-I)	432.59	4.33	1.35	6	0.35	2.1	3.45	Aarvee
30	Kharagpur (Pt-II)	373.29	3.73	1.35	8	0.35	2.8	4.15	Aarvee
31	Kharagpur (Pt-III)	488.52	4.89	1.35	8	0.35	2.8	4.15	Aarvee
32	Jalpaiguri	1443.82	14.44	1.35	6	0.35	2.1	3.45	Aarvee
33	Bankura (Ph-I)	614.89	6.15	1.35	8	0.35	2.8	4.15	Aarvee
34	Purulia (Ph-I)	771.99	7.72	1.35	6	0.35	2.1	3.45	Aarvee
35	Joy nagar-Mazilpur	468.02	4.68	1.35	8	0.35	2.8	4.15	Aarvee
36	Haldibari	570.25	5.70	1.35	2	0.35	0.7	2.05	Aarvee
37	Baduria	1029.88	10.30	1.35	6	0.35	2.1	3.45	Aarvee
38	Birnagar	593.31	5.93	1.35	6	0.35	2.1	3.45	Aarvee
39	Mal	700.21	7.00	1.35	6	0.35	2.1	3.45	Aarvee
40	Tufanganj	610.58	6.11	1.35	8	0.35	2.8	4.15	Aarvee
41	Nalhati	677.83	6.78	1.35	6	0.35	2.1	3.45	Aarvee
42	Dainhat	720.88	7.21	1.35	8	0.35	2.8	4.15	Aarvee
43	Dubrajpur	812.25	8.12	1.35	8	0.35	2.8	4.15	SGS
44	Bolpur	992.15	9.92	1.35	6	0.35	2.1	3.45	SGS
45	Memari	1124.74	11.25	1.35	8	0.35	2.8	4.15	SGS
46	Nabadwip	1053.33	10.53	1.35	8	0.35	2.8	4.15	SGS
47	Dalkhola	643.99	6.44	1.35	8	0.35	2.8	4.15	SGS
48	Habra	1521.43	15.21	1.35	8	0.35	2.8	4.15	SGS
49	Sainthia	666.63	6.67	1.35	6	0.35	2.1	3.45	SGS
50	Jiaganj-Azimganj	1111.43	11.11	1.35	4	0.35	1.4	2.75	SGS
51	Jiaganj-Azimganj (Ph-II)	1020.15	10.20	1.35	8	0.35	2.8	4.15	SGS
52	Dhupguri	1015.57	10.16	1.35	8	0.35	2.8	4.15	SGS
53	Santipur	712.99	7.13	1.35	8	0.35	2.8	4.15	SGS
54	Egra	663.55	6.64	1.35	6	0.35	2.1	3.45	SGS
55	Berhampur	412.46	4.12	1.35	8	0.35	2.8	4.15	SGS
56	Kharar	531.55	5.32	1.35	8	0.35	2.8	4.15	SGS
57	Khirpai	520.99	5.21	1.35	8	0.35	2.8	4.15	SGS
58	Ramjibanpur	534.11	5.34	1.35	8	0.35	2.8	4.15	SGS
59	Ashokenagar-Kalyangarh	1639.96	16.40	1.35	8	0.35	2.8	4.15	SGS
60	Taherpur	776.48	7.76	1.35	8	0.35	2.8	4.15	SGS
61	Chandrakona	698.67	6.99	1.35	8	0.35	2.8	4.15	SGS
62	Coo pers Camp	889.98	8.90	1.35	8	0.35	2.8	4.15	SGS
63	Islampur	670.10	6.70	1.35	6	0.35	2.1	3.45	SGS

-4/6-

67/75
M

20

Cost Implication for Appointing TPIMA for IHSDP

Costs in Rs. Lakh

Sl No	A Name of ULB/ Project	B Project cost	1% of the project cost	C Document review	D Field visit			F Total Field visit cost (DXE)	G Total Cost (C+F)	Assignment
					Estimated number of field visits*	Cost per visit				
64	Bishnupur	700.01	7.00	1.35	8	0.35	2.8	4.15	SGS	
65	Alipurduar	823.61	8.24	1.35	5	0.35	1.75	3.1	SGS	
66	Dhulian	800.01	8.00	1.35	5	0.35	1.75	3.1	SGS	
67	Mekhligunj	522.00	5.22	1.35	6	0.35	2.1	3.45	SGS	
68	Dinhata	624.62	6.25	1.35	5	0.35	1.75	3.1	SGS	
69	Krishnagar	1280.00	12.80	1.35	8	0.35	2.8	4.15	SGS	
70	Tarekeswar	989.16	9.89	1.35	8	0.35	2.8	4.15	BLG	
71	Murshidabad	873.73	8.74	1.35	8	0.35	2.8	4.15	BLG	
72	Kandi	897.73	8.98	1.35	8	0.35	2.8	4.15	BLG	
73	Contai	1235.32	12.35	1.35	8	0.35	2.8	4.15	BLG	
74	Kaliaganj	794.57	7.95	1.35	8	0.35	2.8	4.15	BLG	
75	Mirik	795.55	7.96	1.35	8	0.35	2.8	4.15	BLG	
76	Kurseong	1198.90	11.99	1.35	8	0.35	2.8	4.15	BLG	
77	Kalimpong	1198.69	11.99	1.35	8	0.35	2.8	4.15	BLG	
78	Old Malda	1078.13	10.78	1.35	8	0.35	2.8	4.15	BLG	
79	Arambag	1000.28	10.00	1.35	8	0.35	2.8	4.15	BLG	
80	Bongaon	1463.89	14.64	1.35	8	0.35	2.8	4.15	BLG	
81	Tamluk (Ph-I)	893.77	8.94	1.35	8	0.35	2.8	4.15	BLG	
82	Englishbazar	1674.44	16.74	1.35	8	0.35	2.8	4.15	BLG	
83	Beldanga	617.46	6.17	1.35	8	0.35	2.8	4.15	BLG	
84	Balurghat	1577.05	15.77	1.35	8	0.35	2.8	4.15	BLG	
85	Jhalda	797.60	7.98	1.35	8	0.35	2.8	4.15	BLG	
86	Katwa	1089.59	10.90	1.35	8	0.35	2.8	4.15	BLG	
87	Rampurhat	1088.65	10.89	1.35	8	0.35	2.8	4.15	BLG	
88	Suri	1447.16	14.47	1.35	8	0.35	2.8	4.15	BLG	
89	Darjeeling	2065.74	20.66	1.35	8	0.35	2.8	4.15	BLG	
90	Gushkara	850.00	8.50	1.35	12	0.35	4.2	5.55	BLG	
91	Diamond Harbour	997.78	9.98	1.35	8	0.35	2.8	4.15	BLG	
92	Raghunathpur (Ph-I)	790.00	7.90	1.35	8	0.35	2.8	4.15	BLG	
93	Chakda (Ph-II)	868.99	8.69	1.35	8	0.35	2.8	4.15	BLG	
Grand Total		91065.10						357.6		

Admission amount, i.e. 1% of

the sanctioned

910.65

project cost

* estimated on the basis of physical progress

A

68/75
MW

-5/6-

(21)

**Details of assignment limit control for engagement of TPIMA for BSUP and IHSDP
in West Bengal**

Agency	Band limit (Rs. Lakh)	present assignment reported by the agency (Rs. Lakh)	Available Assignment value (Rs. Lakh)	Assignment(Rs. Lakh)					
				BSUP		IHSDP		Total	
				Value	Number of projects	Value	Number of projects	Value	Number of projects
Aarvee	500	193.5	306.5	152.25	42	152.6	42	304.85	84
NCPE	200	242	0	0	0	0	0	0	0
BLG	200	0	200	72.55	19	101	24	173.55	43
SGS	500	15	485	105.3	29	104	27	209.3	56
Total				330.1	90	357.6	93	687.7	183

69/75
(M)

-6/8-

Financial support approved for establishment of Programme Management Unit (PMU) under JNNURM (BSUP & IHSDP) for the state of GUJARAT

S. No.	Position	No. of Months	Remuneration per month (Rs)	Amount (Rs)
A. Cost towards Professionals				
1	Project Specialist (Housing and Slum Development) – 1 No.	12	50,000	600000
2	Specialist (Social Development) – 1 No.	12	50,000	600000
3	Specialist (Community Mobilization and MIS) -1 No.	12	50,000	600000
4	Urban Poverty/ Management Specialist – 1 No.	12	50,000	600000
5	Research & Training Coordinator – 1 No.	12	40,000	480000
	Sub Total 1			2880000
B. Non Staff Component				
6	Travel @ 20% of total cost			960000
7	10% towards system support cost, stationary, documentation, printing etc			480000
8	10% towards overheads and other miscellaneous expenses			480000
	Sub Total 2			1920000
	GRAND TOTAL			4800000

1st Installment of Central Assistance for 1st year (50%): Rs 20.00 Lacs

Financial support approved for PMU in Gujarat		
Total Annual Support for 1st year	Rs	40.00 Lacs
Total Annual Support for 2nd year	Rs	40.00 Lacs
Total Annual Support for 3rd year	Rs	40.00 Lacs
TOTAL SUPPORT	Rs	120.00 Lacs

70/75
M/D

Financial support approved for establishment of two Project Implementation Units (PIUs) under JNNURM (BSUP & IHSDP) for Gujarat: AHMEDABAD & SURAT

S. No.	Position	No. of Months	Remuneration per month (Rs)	Amount (Rs)
A. Cost towards Professionals				
1	Project Coordinator (Housing and slum Development) - 1 No	12	50,000	600000
2	Social Development Officer - 1 No.	12	50,000	600000
3	Livelihoods Development Specialist - 1 No.	12	50,000	600000
4	Research Officer - 1 No.	12	30,000	360000
5	Research and Training Coordinator - 1 No.	12	20,000	240000
	Sub Total 1			2400000
B. Non Staff Component				
6	Travel @ 20% of total cost			800000
7	10% towards system support cost, stationary, documentation, printing etc			400000
8	10% towards overheads and other miscellaneous expenses			400000
	Sub Total 2			1600000
	GRAND TOTAL			4000000

1st Installment of Central Assistance for 1st year (50%):

1	AHMEDABAD	Rs	20.00	Lacs
2	SURAT	Rs	20.00	Lacs
	TOTAL	Rs	40.00	Lacs

Financial Support approved for each PIU in Jammu & Kashmir	
Total Annual Support for 1st year (100%)	Rs 40.00 Lacs
Total Annual Support for 2nd year (75%)	Rs 30.00 Lacs
Total Annual Support for 3rd year (50%)	Rs 20.00 Lacs
TOTAL SUPPORT	Rs 90.00 Lacs

71/75
MIA

Financial support approved for establishment of one Project Implementation Unit (PIU) under JNNURM (BSUP & IHSDP) for Gujarat: BHAVNAGAR

S.No.	Position	No. of Months	Remuneration per month (Rs)	Amount (Rs)
A. Cost towards Professionals				
1	Project Coordinator (Housing and slum Development) - 1 No	12	30,000	360000
2	Social Development Officer - 1 No.	12	30,000	360000
3	Livelihoods Development Specialist - 1 No.	12	30,000	360000
4	Research Officer - 1 No.	12	30,000	360000
5	Research and Training Coordinator - 1 No.	12	20,000	240000
Sub Total-1				1680000
B. Non Staff Component				
6	Travel @ 20% of total cost			560000
7	10% towards system support cost, stationary, documentation, printing etc			280000
8	10% towards overheads and other miscellaneous expenses			280000
Sub Total 2				1120000
GRAND TOTAL				2800000

1st Installment of Central Assistance for 1st year (50%) Rs 14.00 Lacs

IHSDP towns covered under the PIU at Bhavnagar:

- | | |
|-------------|-------------|
| 1 Bhavnagar | 5 Bagasara |
| 2 Una | 6 Dhandhuka |
| 3 Limbdi | 7 Upleta |
| 4 Amreli | 8 Mahuva |

Financial Support approved for Bhavnagar (Gujarat)		
Total Annual Support for 1st year (100%)	Rs	28.00 Lacs
Total Annual Support for 2nd year (75%)	Rs	21.00 Lacs
Total Annual Support for 3rd year (50%)	Rs	14.00 Lacs
TOTAL SUPPORT	Rs	63.00 Lacs

72/75
M/A

Financial support approved for establishment of one Project Implementation Unit (PIU) under JNNURM (BSUP & IHSDP) for Gujarat: JAMNAGAR

S. No.	Position	No. of Months	Remuneration per month (Rs)	Amount (Rs)
A. Cost towards Professionals				
1	Project Coordinator (Housing and slum Development) - 1 No	12	30,000	360000
2	Social Development Officer - 1 No.	12	30,000	360000
3	Livelihoods Development Specialist - 1 No.	12	30,000	360000
4	Research Officer - 1 No.	12	30,000	360000
5	Research and Training Coordinator - 1 No.	12	20,000	240000
Sub Total 1				1680000
B. Non Staff Component				
6	Travel @ 20% of total cost			560000
7	10% towards system support cost, stationary, documentation, printing etc			280000
8	10% towards overheads and other miscellaneous expenses			280000
Sub Total 2				1120000
GRAND TOTAL				2800000

1st Installment of Central Assistance for 1st year (50%) Rs 14.00 Lacs

IHSDP towns covered under the PIU at Jamnagar:

- | | | | |
|---|----------|---|-------------|
| 1 | Jamnagar | 5 | Dhrangadhra |
| 2 | Jetpur | 6 | Patan |
| 3 | Gondal | 7 | Khambhat |
| 4 | Halvad | 8 | Unjha |

Financial Support approved for Jamnagar (Gujarat)		
Total Annual Support for 1st year (100%)	Rs	28.00 Lacs
Total Annual Support for 2nd year (75%)	Rs	21.00 Lacs
Total Annual Support for 3rd year (50%)	Rs	14.00 Lacs
TOTAL SUPPORT	Rs	63.00 Lacs

73/75
MM

Financial support approved for establishment of one Project Implementation Unit (PIU) under JNNURM (BSUP & IHSDP) for Gujarat: KADI

S. No.	Position	No. of Months	Remuneration per month (Rs)	Amount (Rs)
A. Cost towards Professionals				
1	Project Coordinator (Housing and slum Development) - 1 No	12	30,000	360000
2	Social Development Officer - 1 No.	12	30,000	360000
3	Livelihoods Development Specialist - 1 No.	12	30,000	360000
4	Research Officer - 1 No.	12	30,000	360000
5	Research and Training Coordinator - 1 No.	12	20,000	240000
	Sub Total 1			1680000
B. Non Staff Component				
6	Travel @ 20% of total cost			560000
7	10% towards system support cost, stationary, documentation, printing etc			280000
8	10% towards overheads and other miscellaneous expenses			280000
	Sub Total 2			1120000
	GRAND TOTAL			2800000

1st Installment of Central Assistance for 1st year (50%): Rs 14.00 Lacs

IHSDP towns covered under the PIU at Kadi:

1	Kadi	5	Kalol
2	Himatnagar	6	Halol
3	Boriavi	7	Prantij
4	Anklav	8	Petlad

Financial Support approved for Kadi (Gujarat)		
Total Annual Support for 1st year (100%)	Rs	28.00 Lacs
Total Annual Support for 2nd year (75%)	Rs	21.00 Lacs
Total Annual Support for 3rd year (50%)	Rs	14.00 Lacs
TOTAL SUPPORT	Rs	63.00 Lacs

74/75
MPD

Financial support approved for establishment of one Project Implementation Unit (PIU) under JNNURM (BSUP & IHSDP) for Gujarat: VALSAD

S. No.	Position	No. of Months	Remuneration per month (Rs)	Amount (Rs)
A. Cost towards Professionals				
1	Project Coordinator (Housing and slum Development) - 1 No	12	30,000	360000
2	Social Development Officer - 1 No.	12	30,000	360000
3	Livelihoods Development Specialist - 1 No.	12	30,000	360000
4	Research Officer - 1 No.	12	30,000	360000
5	Research and Training Coordinator - 1 No.	12	20,000	240000
Sub Total 1				1680000
B. Non Staff Component				
6	Travel @ 20% of total cost			560000
7	10% towards system support cost, stationary, documentation, printing etc			280000
8	10% towards overheads and other miscellaneous expenses			280000
Sub Total 2				1120000
GRAND TOTAL				2800000

1st Installment of Central Assistance for 1st year (50%): Rs 14.00 Lacs

IHSDP towns covered under the PIU at Valsad:

- | | | | |
|---|---------|---|-----------|
| 1 | Valsad | 5 | Vapi |
| 2 | Songadh | 6 | Umreth |
| 3 | Mandvi | 7 | Dahod |
| 4 | Navsari | 8 | Dharampur |

Financial Support approved for Valsad (Gujarat)		
Total Annual Support for 1st year (100%)	Rs	28.00 Lacs
Total Annual Support for 2nd year (75%)	Rs	21.00 Lacs
Total Annual Support for 3rd year (50%)	Rs	14.00 Lacs
TOTAL SUPPORT	Rs	63.00 Lacs

75/75
WMA