

PAO(Sectt.)/HUA/Admin/Advice/2019-20/2519-20

GOVERNMENT OF INDIA

PAO(Sectt.), Ministry of Housing and Urban Affairs  
507-C Wing, Nirman Bhawan, New Delhi  
Telephone No: 23062664 Fax No: 23062664

To,  
The General Manager,  
Reserve Bank of India,  
Central Accounts Section,  
Additional Office Building,  
East High Court Road,  
NAGPUR - 440 001

Code No:	707
Advice No:	745
Advice Date:	27/03/2020

Sir,

Please debit our account with Rs. **3,90,09,288/-** (**Three Crore Ninety Lakh Nine Thousand Two Hundred Eighty Eight Only.**) by contra credit to the following accounts of the Governments with the amounts mentioned against each:

Month and Year of Accounts: **March,2020**

The Amount to be Settled: **March,2020**

Sl.No.	Name of the State	State Code	Scheme Code	Amount	Sanction No. and Date
1	ASSAM	102	1989-STATE AND UT GRANTS UNDER PMAY (URBAN)	<b>3,90,09,288</b>	I-14011/26/2016-HFA-V (Computer No. 9035593) dated 26/03/2020
<b>GRAND TOTAL:</b>				<b>3,90,09,288</b>	

Signature of the authorized official




(Pawan Kumar Bhatnagar)  
Sr. Account Officer

1. O/o Accountant General, Assam, Maidamgaon, Beltola, Guwahati-781029.
2. Sh. B.K. Mandal, US(HFA-V), M/o H&UA, Nirman Bhawan, New Delhi.

① AG - HFA

② Man-Cell BMDog  
19/5/20

③ MIS - HFA



(Pawan Kumar Bhatnagar)  
Sr. Account Officer

④ 15/5/20

To,

The Pay & Accounts Officer (Sectt.),  
M/o Housing & Urban Affairs,  
Nirman Bhawan,  
New Delhi.

**Sub: Release of Rs. 390.09288 lakh to State Govt. of Assam as part amount of reimbursement of Central Assistance for SLTC and CLTCs established for FY 2018-19 and 1<sup>st</sup> instalment of Central Assistance for establishment of SLTC and CLTCs for FY 2019-20 under PMAY-U Mission- reg.**

Sir,

I am directed to convey the sanction of the Competent Authority to release an amount of **Rs. 3,90,09,288/- (Rupees Three Crore Ninety Lakh Nine Thousand Two Hundred and Eighty Eight only)** to State Govt. of Assam as part amount of reimbursement of Central Assistance for SLTC and CLTCs established for FY 2018-19 and 1<sup>st</sup> instalment of Central Assistance for establishment of SLTC with 10 Specialists and 33 CLTCs with 115 Specialists for FY 2019-20 under PMAY-U Mission. Details are enclosed at **Annexure-I to IV** and are also as under:

(Rs. in lakh)

S. No.	Item	Total amount	Expenditure incurred by the State	Admissible Expenditure as per CB norms	Admissible State Share (@10%)	Admissible Central Assistance (@90%)	Funds for release
1	Reimbursement of Central Assistance for SLTC established for FY 2018-19	--	9,20,833.00	9,07,580.65	90,758.06	8,16,822.58	8,16,822.58 (Say Rs. 8.17 lakh)
2	Reimbursement of Central Assistance for CLTCs established for FY 2018-19	--	2,78,68,667.00	2,75,46,129.03	27,54,612.90	2,47,91,516.13	2,47,91,516.13 (Say Rs.247.91 lakh)
<b>Sub-total (A)</b>		--	<b>2,87,89,500.00</b>	<b>2,84,53,709.68</b>	<b>28,45,370.96</b>	<b>2,56,08,338.71</b>	<b>2,56,08,338.71</b> (Say Rs. 256.08 lakh)
3	Release of 1 <sup>st</sup> instalment (50% of Central Assistance) for establishment of SLTC with 10 Specialists for FY 2019-20	102.00	--	--	10.20	91.80	45.90

*[Handwritten Signature]*

4	Release of 1 <sup>st</sup> installment (50% of Central Assistance) for establishment of 33 CLTCs with 115 Specialists for FY 2019-20	510.60	--	--	51.06	459.54	229.77
<b>Sub-total (B)</b>		<b>192.00</b>	<b>--</b>	<b>--</b>	<b>61.26</b>	<b>--</b>	<b>275.67</b>
<b>Total (A+B)</b>							<b>531.75</b>
<b>Funds being released in this Sanction as part amount of release</b>							<b>390.09288</b>

2. Earlier, the fund of Rs. 170.19 lakh was released to the State Govt. of Assam as 2<sup>nd</sup> and final instalment of Central Assistance, after adjustment of 1<sup>st</sup> instalment of Central Assistance already released, for SLTC/CLTCs established for FY 2017-18 under PMAY-U Mission vide Sanction letter of even number dated 30.03.2018. Govt. of Assam has also submitted UC of Rs. 57.74873 lakh against unspent Central Assistance released earlier along with UC of Rs. 170.19 lakh against the Central Assistance released as 2<sup>nd</sup> and final instalment up to March 2018.

3. The above grant is subject to the following conditions:

- (i) The State will comply with the terms and conditions stipulated in the guidelines, CSMC directions and instructions issued by this Ministry.
- (ii) The State will utilize the sanctioned grant for the purpose for which it is released. The State Government/Nodal Agency shall furnish physical and financial progress reports every quarter.
- (iii) The State will furnish the Expenditure Statement/Utilization Certificate as per GFR 2017 along with the details of Specialists engaged subject to financial norms approved by 1<sup>st</sup> CSMC as well as adherence to scheme guidelines.
- (iv) Further installment of funds will be considered on receipt of expenditure statement/UC from the State Government along with details of specialists engaged subject to financial norms approved by 1<sup>st</sup> CSMC as well as adherence to scheme guidelines, furnishing clarifications/supporting documents and submission of pending UCs under RAY, if any.
- (v) The State Government/Nodal Agency shall strictly monitor the progress of the preparatory work. All bills/ voucher etc. should be safely kept at SLNA level for future audit and other references.
- (vi) The amount of Central Assistance approved will form a part of capacity building plan of the State under PMAY(U) mission.
- (vii) Where there is an element of cash transfer, the same may be made through PFMS/DBT mode as applicable.

4. The expenditure involved is debit to the following Head of Account under Demand No. 56 of Ministry of Housing and Urban Affairs for the year 2019-20 after duly re-appropriation from the respective Non-functional Head to the Functional Head for NE State:

Major Head	3601	Grants-in-aid to State Governments
Sub-Major Head	06	Centrally Sponsored Scheme
Minor Head	101	Central Assistance/Share
Sub Head	31	Pradhan Mantri Awas Yojana (Urban)
Detailed Head	02	Assistance to NE States Govts for PMAY(U)
Object Head	31.02.31	Grants-in-Aid General

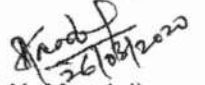
5. The amount will be credited to the State Government's Account at Reserve Bank of India, CAS, Nagpur as per procedure laid down by Ministry of Finance, Department of Expenditure in this regard.

6. As per rule 236(1) of GFR, 2017, the relevant accounts of the Grantee Institution(s)/Organisation(s) shall be open to inspection by the sanctioning authority and audit, both by the Comptroller and Auditor General of India under the provision of CAG (DPC) Act 1971 and internal audit by the Principal Accounts Office of the Ministry or Department, whenever the Institution or Organisation is called upon to do so.

7. This issues with the concurrence of the Finance Division vide **Note # 51-53 of even number dated 20.03.2020.**

8. The sanction has been registered at **S. No. 409** of the Grants-in-Aid Register of the HFA Division for the year 2019-20.

Yours faithfully,

  
26/03/2020

(B.K. Mandal)

Under Secretary to the Government of India

Tel: 23063285

**Copy to:**

1. Principal Secretary, Urban Development Department, State Government of Assam.
2. Accountant General (A&E), Assam.
3. Niti Aayog, SP Divn./ FR Divn., New Delhi.
4. CGM, RBI, CAS, Nagpur.
5. DS (Budget), MoHUA.
6. DS (IFD), MoHUA.
7. Section Officer (Admn-II), MoHUA, Nirman Bhawan, New Delhi
8. DS (HFA-III), MoHUA.
9. PMU(MIS), HFA Directorate.
10. Dy. Chief (MIS), HFA Directorate may place this sanction at appropriate place on the Website of the Ministry.
11. Sanction folder.

  
26/03/2020

(B.K. Mandal)

Under Secretary to the Government of India

Annexure-I referred to Sanction No. I-14011/26/2016-HFA-V (FTS – 9035593) dated 26.03.2020  
 Details of SLTC for FY 2018-19 in respect of State of Assam

(Amount in Rs.)										
S. No.	Designation	Educational Qualification	Date of Joining in Mission	Date of Resignation	Salary proposed by the State	Admissible Salary per month as per CB norms	Total Expenditure as submitted by the State	Admissible Expenditure as per CB norms	State Share (@10%)	Admissible Central Assistance (@90%)
1	MIS Expert	MCA	10 April 2017	25 May 2018	85000	85000	1,55,833	1,53,548.39	15,354.84	1,38,193.55
2	MFE	Chartered Accountant	10 July 2017	25 May 2018	85000	85000	1,55,833	1,53,548.39	15,354.84	1,38,193.55
3	SDE	MA in Social Entrepreneurship	16 July 2017	25 May 2018	85000	85000	1,55,833	1,53,548.39	15,354.84	1,38,193.55
4	UIS	BE in Civil Engg. ME in Water Resource and Flood Control, PHD pursuing	05 April 2017	10 May 2018	85000	85000	1,13,333	1,12,419.35	11,241.94	1,01,177.42
5	IEC Expert	MA in Mass Comm, PG Diploman in Mass Com	10 April 2017	30 May 2018	85000	85000	1,70,000	1,67,258.06	16,725.81	1,50,532.26
6	Urban Planner	M.Plan in Regional Planning	01 July 2017	30 May 2018	85000	85000	1,70,000	1,67,258.06	16,725.81	1,50,532.26
<b>Total</b>							<b>9,20,833</b>	<b>9,07,580.65</b>	<b>90,758.06</b>	<b>8,16,822.58</b> (Say Rs. 8.17 lakh)



Annexure-II referred to Sanction No. I-14011/26/2016-HFA-V (FTS - 9035993) dated 26.03.2020  
 Details of CLTCs for FY 2018-19 in respect of State of Assam

(Amount in Rs.)

S. No	Cluster Name	City Name	Urban Population	No. of Specialists Appointed	Educational Qualification	Date of Joining	Date of Resignation	Salary proposed by the State	Admissible Salary per month as per CB norms	Total salary paid by the State	Total expenditure as submitted by the State	Admissible expenditure as per CB norms	Admissible State Share (@10%)	Admissible Central Assistance (@90%)
1	Baksa	Goreswar MB	5000	2	Graduate	04 July 2017	20 August 2018	35,000	35,000	35,000	1,65,667	1,62,580.65	16,258.06	1,46,322.58
2														
3	Barpeta (East)	Barpeta MB	104569	4	Graduate	29 June 2017	05 July 2018	35,000	35,000	35,000	1,12,000	1,10,845.16	11,064.52	99,580.65
4		Barpeta Rd MB												
5		Hovly MB												
6		Sorbhog MB												
7	Barpeta (West)	Pathala MB	23081	3	Graduate	08 June 2017	05 July 2018	35,000	35,000	35,000	1,12,000	1,10,645.16	11,064.52	99,580.65
8		Sarhebari MB												
9		Patachakuchi MB												
10	Biswanath Chariali	B.Charial MB	30876	3	Graduate	14 July 2017	05 July 2018	35,000	35,000	35,000	1,12,000	1,10,645.16	11,064.52	99,580.65
11		Gohpur MB												
12														
13	Bongaigaon	Bongaigaon MB	84510	4	Post Graduate	19 June 2017	05 July 2018	45,000	45,000	45,000	1,44,000	1,42,258.06	14,225.81	1,28,032.26
14		Abhyapuri MB												
15														
16														
17	Cachar	Silchar MB	201329	3	Graduate	22 June 2017	05 July 2018	35,000	35,000	35,000	1,12,000	1,10,645.16	11,064.52	99,580.65
18		Sonai MB												
19		Lakhipur MB												
20	Charaideo	Sonari MB	27734	2	Graduate	26 April 2017	NA	35,000	35,000	35,000	4,20,000	4,20,000.00	42,000.00	3,78,000.00
21		Moran MB												
22	Chirang	Bijni MB	93929	4	Graduate	03 May 2017	NA	35,000	35,000	35,000	4,20,000	4,20,000.00	42,000.00	3,78,000.00
23		Kalibhain MB												
24		Besugaon MB												
25	Darang		44393	4	Post Graduate	19 June 2017	05 July 2018	45,000	45,000	45,000	1,44,000	1,42,258.06	14,225.81	1,28,032.26
26		Mangaldai MB												
27		Kharupetia MB												
28						03 October 2017	05 July 2018	45,000	45,000	45,000	1,44,000	1,42,258.06	14,225.81	1,28,032.26

Handwritten signature/initials.

S. No	Cluster Name	City Name	Urban Population	No. of Specialists Appointed	Educational Qualification	Date of Joining	Date of resignation	Salary proposed by the State	Admissible Salary per month as per CB norms	Total salary paid by the State	Total expenditure as submitted by State Govt.	Admissible expenditure as per CB norms	Admissible State Share (@10%)	Admissible Central Assistance (@90%)
29					Graduate	10 July 2017	05 July 2018	35,000	35,000	35,000	1,12,000	1,10,645.16	11,064.52	99,580.65
30		Silapathar MB			Graduate	01 July 2017	05 July 2018	35,000	35,000	35,000	1,12,000	1,10,645.16	11,064.52	99,580.65
31		Dhemaji MB			Graduate	07 June 2017	05 July 2018	35,000	35,000	35,000	1,12,000	1,10,645.16	11,064.52	99,580.65
32	Dhemaji		38463	4	Graduate	04 July 2017	05 July 2018	35,000	35,000	35,000	1,12,000	1,10,645.16	11,064.52	99,580.65
33					Post Graduate	19 June 2017	05 July 2018	45,000	45,000	45,000	1,44,000	1,42,258.06	14,225.81	1,28,032.26
34		Dhubri MB			Graduate	27 April 2017	NA	35,000	35,000	35,000	4,20,000	4,20,000.00	42,000.00	3,78,000.00
35		Bilashipara MB			Graduate	03 May 2017	NA	35,000	35,000	35,000	4,20,000	4,20,000.00	42,000.00	3,78,000.00
36	Dhubri (East)		99072	4	Post Graduate	19 June 2017	05 July 2018	45,000	45,000	45,000	1,44,000	1,42,258.06	14,225.81	1,28,032.26
37					Graduate	04 July 2017	05 July 2018	35,000	35,000	35,000	1,12,000	1,10,645.16	11,064.52	99,580.65
38		Gauripur MB			Post Graduate	05 July 2017	05 July 2018	45,000	45,000	45,000	1,44,000	1,42,258.06	14,225.81	1,28,032.26
39	Dhubri (West)	Sapatgram MB	57595	2	Post Graduate	19 June 2017	20 August 2018	45,000	45,000	45,000	2,13,000	2,09,032.26	20,903.23	1,88,129.03
40		Dibrugarh MB			Graduate	05 May 2017	NA	35,000	35,000	35,000	4,20,000	4,20,000.00	42,000.00	3,78,000.00
41		Naharkatia MB			Graduate	19 June 2017	05 July 2018	35,000	35,000	35,000	1,12,000	1,10,645.16	11,064.52	99,580.65
42	Dibrugarh	Namnup MB	181856	4	Post Graduate	19 June 2017	05 July 2018	45,000	45,000	45,000	1,44,000	1,42,258.06	14,225.81	1,28,032.26
43		Chabua MB			Graduate	03 July 2017	05 July 2018	35,000	35,000	35,000	1,12,000	1,10,645.16	11,064.52	99,580.65
44		Hailong MB			Graduate	08 June 2017	05 July 2018	35,000	35,000	35,000	1,12,000	1,10,645.16	11,064.52	99,580.65
45		Umrangshu MB			Graduate	19 June 2017	05 July 2018	35,000	35,000	35,000	1,12,000	1,10,645.16	11,064.52	99,580.65
46	Dima Hasao	Maibong MB	61227	4	Graduate	19 June 2017	05 July 2018	35,000	35,000	35,000	1,12,000	1,10,645.16	11,064.52	99,580.65
47		Mahur MB			Post Graduate	19 June 2017	05 July 2018	45,000	45,000	45,000	1,44,000	1,42,258.06	14,225.81	1,28,032.26
48		Goalpara MB			Graduate	02 May 2017	NA	35,000	35,000	35,000	4,20,000	4,20,000.00	42,000.00	3,78,000.00
49		Lakhipur MB			Graduate	27 April 2017	NA	35,000	35,000	35,000	4,20,000	4,20,000.00	42,000.00	3,78,000.00
50	Goalpara		69097	4	Graduate	29 June 2017	05 July 2018	35,000	35,000	35,000	1,12,000	1,10,645.16	11,064.52	99,580.65
51					Post Graduate	19 June 2017	05 July 2018	45,000	45,000	45,000	1,44,000	1,42,258.06	14,225.81	1,28,032.26
52		Goleghat MB			Graduate	05 April 2017	NA	35,000	35,000	35,000	4,20,000	4,20,000.00	42,000.00	3,78,000.00
53		Dergaon MB			Graduate	25 April 2017	NA	35,000	35,000	35,000	4,20,000	4,20,000.00	42,000.00	3,78,000.00
54	Goleghat	Bokakhat MB	89859	4	Post Graduate	19 June 2017	05 July 2018	45,000	45,000	45,000	1,44,000	1,42,258.06	14,225.81	1,28,032.26
55		Sraupathar MB			Graduate	29 June 2017	05 July 2018	35,000	35,000	35,000	1,12,000	1,10,645.16	11,064.52	99,580.65
56		Barpathar MB			Post Graduate	19 June 2017	05 July 2018	45,000	45,000	45,000	1,44,000	1,42,258.06	14,225.81	1,28,032.26

S. No	Cluster Name	City Name	Urban Population	No. of Specialist s Appointed	Educational Qualification	Date of Joining	Date of resignation	Salary proposed by the State	Admissible Salary per month as per CB norms	Total salary expenditure by the State	Total expenditure as submitted by State Govt.	Admissible expenditure as per CB norms	Admissible State Share (@10%)	Admissible Central Assistance (@90%)
57	Hallakandi	Lala MB	45442	4	Graduate	01 July 2017	05 July 2018	35,000	35,000	35,000	1,12,000	1,10,645.16	11,064.52	99,580.65
58					Graduate	12 June 2017	05 July 2018	35,000	35,000	35,000	1,12,000	1,10,645.16	11,064.52	99,580.65
59					Graduate	19 June 2017	05 July 2018	35,000	35,000	35,000	1,12,000	1,10,645.16	11,064.52	99,580.65
60	Hojai	Lenka MB			Graduate	26 April 2017	NA	35,000	35,000	35,000	4,20,000	4,20,000.00	42,000.00	3,78,000.00
61		Hojai MB	117752	4	Graduate	26 April 2017	NA	35,000	35,000	35,000	4,20,000	4,20,000.00	42,000.00	3,78,000.00
62		Lumding MB			Graduate	19 June 2017	05 July 2018	35,000	35,000	35,000	1,12,000	1,10,645.16	11,064.52	99,580.65
63	Jorhat	Doboka MB			Post Graduate	19 June 2017	05 July 2018	45,000	45,000	45,000	1,44,000	1,42,258.06	14,225.81	1,28,032.26
64		Jorhat MB			Graduate	25 April 2017	NA	35,000	35,000	35,000	4,20,000	4,20,000.00	42,000.00	3,78,000.00
65		Maniani MB			Graduate	25 April 2017	NA	35,000	35,000	35,000	4,20,000	4,20,000.00	42,000.00	3,78,000.00
66		Tiabar MB	118528	4	Post Graduate	19 June 2017	05 July 2018	45,000	45,000	45,000	1,44,000	1,42,258.06	14,225.81	1,28,032.26
67		Teok MB			Graduate	19 June 2017	05 July 2018	35,000	35,000	35,000	1,12,000	1,10,645.16	11,064.52	99,580.65
68	Kamrup (Metro)				Post Graduate	25 April 2017	NA	60,000	60,000	60,000	7,20,000	7,20,000.00	72,000.00	6,48,000.00
69		Guwahati Municipal Corporation	963429	4	Post Graduate	19 June 2017	NA	60,000	60,000	60,000	7,20,000	7,20,000.00	72,000.00	6,48,000.00
70					Post Graduate	19 June 2017	20 August 2018	45,000	45,000	45,000	2,13,000	2,09,032.26	20,903.23	1,88,129.03
71	Kamrup (Rural)				Graduate	27 April 2017	NA	40,000	35,000	40,000	4,80,000	4,20,000.00	42,000.00	3,78,000.00
72		N.Guwahati MB			Graduate	27 April 2017	NA	35,000	35,000	35,000	4,20,000	4,20,000.00	42,000.00	3,78,000.00
73		Palasbari MB			Graduate	27 April 2017	NA	35,000	35,000	35,000	4,20,000	4,20,000.00	42,000.00	3,78,000.00
74		Rngla MB	42883	4	Graduate	07 January 2017	05 July 2018	35,000	35,000	35,000	1,12,000	1,10,645.16	11,064.52	99,580.65
75	Karbi Anglong (West)				Post Graduate	19 June 2017	05 July 2018	45,000	45,000	45,000	1,44,000	1,42,258.06	14,225.81	1,28,032.26
76		Diphu MB			Graduate	19 June 2017	05 July 2018	35,000	35,000	35,000	1,12,000	1,10,645.16	11,064.52	99,580.65
77		Bokajen MB			Graduate	09 May 2017	NA	35,000	35,000	35,000	4,20,000	4,20,000.00	42,000.00	3,78,000.00
78		Bokolia MB	103406	4	Post Graduate	19 June 2017	05 July 2018	45,000	45,000	45,000	1,44,000	1,42,258.06	14,225.81	1,28,032.26
79		Howrah MB			Graduate	28 June 2017	05 July 2018	35,000	35,000	35,000	1,12,000	1,10,645.16	11,064.52	99,580.65
80	Karbi Anglong (East)	Dokmoka MB			Graduate	07 June 2017	05 July 2018	35,000	35,000	35,000	1,12,000	1,10,645.16	11,064.52	99,580.65
81		Donkamokam MB			Graduate	19 June 2017	05 July 2018	35,000	35,000	35,000	1,12,000	1,10,645.16	11,064.52	99,580.65
82		Hamren MB	17815	4	Post Graduate	19 June 2017	05 July 2018	45,000	45,000	45,000	1,44,000	1,42,258.06	14,225.81	1,28,032.26
83		Lenghin MB			Graduate	29 June 2017	05 July 2018	35,000	35,000	35,000	1,12,000	1,10,645.16	11,064.52	99,580.65
84		Karimganj MB			Graduate	03 May 2017	NA	35,000	35,000	35,000	4,20,000	4,20,000.00	42,000.00	3,78,000.00



S. No	Cluster Name	City Name	Urban Population	No. of Specialists Appointed	Educational Qualification	Date of Joining	Date of resignation	Salary proposed by the State	Admissible Salary per month as per CB norms	Total salary paid by the State	Total expenditure as submitted by State Govt.	Admissible expenditure as per CB norms	Admissible State Share (@10%)	Admissible Central Assistance (@90%)
85	Karimganj	Badarpur MB	70820	4	Post Graduate	19 June 2017	05 July 2018	45,000	45,000	45,000	1,44,000	1,42,258.06	14,225.81	1,28,032.26
86					Graduate	04 June 2017	05 July 2018	35,000	35,000	35,000	1,10,645.16	1,10,645.16	11,064.52	99,580.65
87					Graduate	04 July 2017	05 July 2018	35,000	35,000	35,000	1,10,645.16	1,10,645.16	11,064.52	99,580.65
88	Kokrajhar	Kokrajhar MB	43341	4	Graduate	17 June 2017	05 July 2018	35,000	35,000	35,000	1,12,000	1,10,645.16	11,064.52	99,580.65
89		Gosaigaon MB			Graduate	19 June 2017	05 July 2018	35,000	35,000	35,000	1,10,645.16	1,10,645.16	11,064.52	99,580.65
90					Graduate	04 July 2017	05 July 2018	35,000	35,000	35,000	1,10,645.16	1,10,645.16	11,064.52	99,580.65
91	Lakhimpur	Narayanpur MB	91296	4	Post Graduate	19 June 2017	05 July 2018	45,000	45,000	45,000	1,44,000	1,42,258.06	14,225.81	1,28,032.26
92		N.Lakhimpur MB			Graduate	25 April 2017	NA	35,000	35,000	35,000	4,20,000.00	4,20,000.00	42,000.00	3,78,000.00
93		Dhakuakhana MB			Graduate	25 April 2017	NA	35,000	35,000	35,000	4,20,000.00	4,20,000.00	42,000.00	3,78,000.00
94	Lakhimpur	Bihpuria MB	91296	4	Graduate	04 July 2017	05 July 2018	35,000	35,000	35,000	1,12,000	1,10,645.16	11,064.52	99,580.65
95	Morigaon	Narayanpur MB	29182	4	Post Graduate	19 June 2017	05 July 2018	45,000	45,000	45,000	1,44,000	1,42,258.06	14,225.81	1,28,032.26
96		Raha MB			Graduate	26 April 2017	NA	35,000	35,000	35,000	4,20,000.00	4,20,000.00	42,000.00	3,78,000.00
97		Morigaon MB			Graduate	05 May 2017	NA	35,000	35,000	35,000	4,20,000.00	4,20,000.00	42,000.00	3,78,000.00
98	Morigaon		29182	4	Graduate	19 June 2017	20 August 2018	35,000	35,000	35,000	1,65,867	1,62,580.85	16,258.06	1,46,322.58
99	Nagaon		157084	4	Post Graduate	19 June 2017	05 July 2018	45,000	45,000	45,000	1,44,000	1,42,258.06	14,225.81	1,28,032.26
100		Nagaon MB			Graduate	26 April 2017	NA	35,000	35,000	35,000	4,20,000.00	4,20,000.00	42,000.00	3,78,000.00
101		Dhing MB			Graduate	27 April 2017	NA	35,000	35,000	35,000	4,20,000.00	4,20,000.00	42,000.00	3,78,000.00
102	Nagaon	Kampur MB	157084	4	Post Graduate	17 August 2017	05 July 2018	45,000	45,000	45,000	1,44,000	1,42,258.06	14,225.81	1,28,032.26
103	Nalbari				Graduate	19 June 2017	05 July 2018	35,000	35,000	35,000	1,12,000	1,10,645.16	11,064.52	99,580.65
104		Nalbari MB			Graduate	07 June 2017	NA	35,000	35,000	35,000	4,20,000.00	4,20,000.00	42,000.00	3,78,000.00
105		Tihu MB			Graduate	27 April 2017	NA	35,000	35,000	35,000	4,20,000.00	4,20,000.00	42,000.00	3,78,000.00

S. No	Cluster Name	City Name	Urban Population	No. of Specialists Appointed	Educational Qualification	Date of Joining	Date of resignation	Salary proposed by the State	Admissible Salary per month as per CB norms	Total salary paid by the State	Total expenditure as submitted by State Govt.	Admissible expenditure as per CB norms	Admissible State Share (@10%)	Admissible Central Assistance (@90%)
106	Nalbari		32196	4	Graduate	29 June 2017	05 July 2018	35,000	35,000	35,000	1,12,000	1,10,645.16	11,064.52	99,580.65
107														
108	Sivasagar	Sibsagar MB	90414	4	Graduate	25 April 2017	NA	35,000	35,000	35,000	4,20,000	4,20,000.00	42,000.00	3,78,000.00
109		Nezira MB												
110		Demow MB												
111		Simaluguri MB												
112		Anguri MB			Graduate	26 April 2017	NA	35,000	35,000	35,000	4,20,000.00	42,000.00	3,78,000.00	
113	Sonitpur	Tezpur MB	97893	4	Graduate	19 June 2017	05 July 2018	35,000	35,000	35,000	1,12,000	1,10,645.16	11,064.52	99,580.65
114		Dhekiajuli MB												
115		Rangapara MB												
116	Tinsukia	Tinsukia MB	196149	4	Graduate	25 April 2017	NA	60,000	60,000	60,000	7,20,000	5,40,000.00	54,000.00	4,86,000.00
117		Margherita MB												
118	Tinsukia	Digboi MB	196149	4	Post Graduate	19 June 2017	05 July 2018	45,000	45,000	45,000	1,44,000	1,42,258.06	14,225.81	1,28,032.26
119		Doorduma MB												
		Makum MB												
		Chapakhowa MB												
120	Udalguri	Tangla MB	32463	2	Graduate	19 July 2017	05 July 2018	35,000	35,000	35,000	1,12,000	1,10,645.16	11,064.52	99,580.65
121		Udalguri MB												
<b>Total</b>											<b>278,68,667</b>	<b>275,46,129.03</b>	<b>27,54,612.90</b>	<b>2,47,91,516.13</b> (Say Rs. 247.91 lakh)

*Signature*

**Annexure-III referred to Sanction No. I-14011/26/2016-HFA-V (FTS – 9035593) dated 26.03.2020**  
**Details of SLTC for FY 2019-20 in respect of State of Assam**

(Rs. in lakh)									
S. No.	No. of Specialists proposed	Designations of Specialists	Educational Qualification	Unit rate per month proposed by the State for each Specialist	Unit rate per month admissible as per CB norms	Annual Budget as per CB norms	State Share (10%)	Admissible Central Assistance (90%)	1st installment of Central Assistance (@50%)
1	1	Municipal Civil Engineer	Post Graduation	0.85	0.85	10.20	1.02	9.18	4.59
2	1	Urban Planner	Post Graduation	0.85	0.85	10.20	1.02	9.18	4.59
3	1	IEC Specialist	Post Graduation	0.85	0.85	10.20	1.02	9.18	4.59
4	1	Social Development Specialist	Post Graduation	0.85	0.85	10.20	1.02	9.18	4.59
5	1	MIS Specialist	Post Graduation	0.85	0.85	10.20	1.02	9.18	4.59
6	1	Municipal Finance Specialist	Post Graduation	0.85	0.85	10.20	1.02	9.18	4.59
7	1	Urban Infrastructure Specialist	Post Graduation	0.85	0.85	10.20	1.02	9.18	4.59
8	1	Capacity Building Expert	Post Graduation	0.85	0.85	10.20	1.02	9.18	4.59
9	1	PPP Specialist	Post Graduation	0.85	0.85	10.20	1.02	9.18	4.59
10	1	Municipal Civil Engineer	Post Graduation	0.85	0.85	10.20	1.02	9.18	4.59
		<b>TOTAL</b>				<b>102.00</b>	<b>10.20</b>	<b>91.80</b>	<b>45.90</b>

*(Signature)*

Annexure-IV referred to Sanction No. I-14011/26/2016-HFA-V (FTS - 9035593) dated 26.03.2020  
 Details of CLTCs for FY 2019-20 in respect of State of Assam

S. No	Name of the Cluster	No. of ULBs	Population	Name of the City	No. of Specialists proposed	Designation of the Specialist	Qualification (Post Graduate/ Degree/ Diploma)		Unit rate per month admissible as per CB norms	Annual Budget as per CB norms	State Share (10%)	Admissible Central Assistance (90%)	1st instalment of Central Assistance (@50%)
							PG	Degree					
1	Kamrup(M)	1	9,63,429	GMC	4	GMC MIS Specialist (PG Level)	1		60,000.00	7,20,000.00	72,000.00	6,48,000.00	3,24,000.00
						GMC Social Development & IEC Specialist	1		60,000.00	7,20,000.00	72,000.00	6,48,000.00	3,24,000.00
						GMC Municipal Finance Specialist & Capacity Building Specialist	1		60,000.00	7,20,000.00	72,000.00	6,48,000.00	3,24,000.00
						GMC Municipal Civil Engineer	1		60,000.00	7,20,000.00	72,000.00	6,48,000.00	3,24,000.00
2	Kamrup(R)	3	42,893		4	Municipal Civil Engineer	1	1	35,000.00	4,20,000.00	42,000.00	3,78,000.00	1,89,000.00
						Municipal Finance Specialist	1		35,000.00	4,20,000.00	42,000.00	3,78,000.00	1,89,000.00
						MIS Specialist (PG Level)	1		45,000.00	5,40,000.00	54,000.00	4,86,000.00	2,43,000.00
						Social Development Specialist (Diploma Level)	1	1	25,000.00	3,00,000.00	30,000.00	2,70,000.00	1,35,000.00
3	Nalbari	2	32,196		3	MIS Specialist (PG Level)	1		45,000.00	5,40,000.00	54,000.00	4,86,000.00	2,43,000.00
						Municipal Civil Engineer		1	35,000.00	4,20,000.00	42,000.00	3,78,000.00	1,89,000.00
						Municipal Finance Specialist (Diploma Level)		1	25,000.00	3,00,000.00	30,000.00	2,70,000.00	1,35,000.00
4	Baksa	1	5,000		1	MIS Specialist	1		35,000.00	4,20,000.00	42,000.00	3,78,000.00	1,89,000.00
						Municipal Civil Engineer (PG Level)		1	45,000.00	5,40,000.00	54,000.00	4,86,000.00	2,43,000.00
						MIS Specialist		1	35,000.00	4,20,000.00	42,000.00	3,78,000.00	1,89,000.00
						Municipal Finance Specialist		1	35,000.00	4,20,000.00	42,000.00	3,78,000.00	1,89,000.00
5	Barpeta (East)	4	1,04,569		4	MIS Specialist	1		35,000.00	4,20,000.00	42,000.00	3,78,000.00	1,89,000.00
						Municipal Finance Specialist	1		35,000.00	4,20,000.00	42,000.00	3,78,000.00	1,89,000.00
						Social Development Specialist	1		35,000.00	4,20,000.00	42,000.00	3,78,000.00	1,89,000.00
						MIS Specialist (PG Level)	1		45,000.00	5,40,000.00	54,000.00	4,86,000.00	2,43,000.00
6	Barpeta (West)	3	23,081		4	Municipal Finance Specialist	1		35,000.00	4,20,000.00	42,000.00	3,78,000.00	1,89,000.00
						MIS Specialist	1		35,000.00	4,20,000.00	42,000.00	3,78,000.00	1,89,000.00
						Social Development Specialist (Diploma Level)		1	25,000.00	3,00,000.00	30,000.00	2,70,000.00	1,35,000.00
						MIS Specialist (PG Level)		1	45,000.00	5,40,000.00	54,000.00	4,86,000.00	2,43,000.00
7	Darrang	2	44,393		2	MIS Specialist (PG Level)	1		45,000.00	5,40,000.00	54,000.00	4,86,000.00	2,43,000.00
						Municipal Civil Engineer		1	35,000.00	4,20,000.00	42,000.00	3,78,000.00	1,89,000.00
8	Dhubri (East)	2	99,072		3	MIS Specialist (PG Level)			45,000.00	5,40,000.00	54,000.00	4,86,000.00	2,43,000.00
						Municipal Civil Engineer		1	35,000.00	4,20,000.00	42,000.00	3,78,000.00	1,89,000.00
						Social Development Specialist (Diploma Level)		1	25,000.00	3,00,000.00	30,000.00	2,70,000.00	1,35,000.00
9	Dhubri (West)	3	57,695		3	MIS Specialist		1	35,000.00	4,20,000.00	42,000.00	3,78,000.00	1,89,000.00
						Municipal Civil Engineer		1	35,000.00	4,20,000.00	42,000.00	3,78,000.00	1,89,000.00
						Municipal Finance Specialist		1	35,000.00	4,20,000.00	42,000.00	3,78,000.00	1,89,000.00
						MIS Specialist (PG Level)		1	45,000.00	5,40,000.00	54,000.00	4,86,000.00	2,43,000.00
10	Goalpara	2	69,097		2	Municipal Civil Engineer		1	35,000.00	4,20,000.00	42,000.00	3,78,000.00	1,89,000.00
						Municipal Civil Engineer (PG Level)		1	45,000.00	5,40,000.00	54,000.00	4,86,000.00	2,43,000.00
						MIS Specialist		1	35,000.00	4,20,000.00	42,000.00	3,78,000.00	1,89,000.00
						Social Development Specialist (Diploma Level)		1	25,000.00	3,00,000.00	30,000.00	2,70,000.00	1,35,000.00
11	Bongaigaon	2	84,510		3	MIS Specialist		1	35,000.00	4,20,000.00	42,000.00	3,78,000.00	1,89,000.00
						Social Development Specialist (Diploma Level)		1	25,000.00	3,00,000.00	30,000.00	2,70,000.00	1,35,000.00
						Municipal Civil Engineer		1	35,000.00	4,20,000.00	42,000.00	3,78,000.00	1,89,000.00
						Municipal Civil Engineer (PG Level)		1	45,000.00	5,40,000.00	54,000.00	4,86,000.00	2,43,000.00
12	Hojai	4	1,17,752		4	Municipal Civil Engineer		1	35,000.00	4,20,000.00	42,000.00	3,78,000.00	1,89,000.00
						MIS Specialist (PG Level)		1	45,000.00	5,40,000.00	54,000.00	4,86,000.00	2,43,000.00
						Municipal Finance Specialist		1	35,000.00	4,20,000.00	42,000.00	3,78,000.00	1,89,000.00
						Social Development Specialist		1	35,000.00	4,20,000.00	42,000.00	3,78,000.00	1,89,000.00
						MIS Specialist (PG Level)		1	45,000.00	5,40,000.00	54,000.00	4,86,000.00	2,43,000.00
						MIS Specialist		1	35,000.00	4,20,000.00	42,000.00	3,78,000.00	1,89,000.00
						Social Development Specialist		1	25,000.00	3,00,000.00	30,000.00	2,70,000.00	1,35,000.00
						MIS Specialist (PG Level)		1	45,000.00	5,40,000.00	54,000.00	4,86,000.00	2,43,000.00

*(Handwritten signature)*

S. No	Name of the Cluster	No. of ULBs	Population	Name of the City	No. of Specialist s proposed	Designation of the Specialist	Qualification (Post Graduate/ Degree/ Diploma)			Unit rate per month proposed by the State	Unit rate per month admissible as per CB norms	Annual Budget as per CB norms	State Share (10%)	Admissible Central Assistance (90%)	1st instalment of Central Assistance (@50%)
							PG	Degree	Diploma						
13	Nagaon	3	1,57,084	Dhing MB	4	Municipal Civil Engineer	1	1	35,000.00	35,000.00	4,20,000.00	42,000.00	3,78,000.00	1,89,000.00	
				Kampur MB		1	35,000.00	35,000.00	4,20,000.00	42,000.00	3,78,000.00	1,89,000.00			
14	Morigaon	1	29,182	Raha MB	2	Social Development Specialist	1	1	25,000.00	25,000.00	3,00,000.00	30,000.00	2,70,000.00	1,35,000.00	
				Morigaon MB Jagiroad DA		1	1	35,000.00	35,000.00	4,20,000.00	42,000.00	3,78,000.00	1,89,000.00		
15	Sonitpur	3	97,893	Tezpur MB	4	MIS Specialist (PG Level)	1	1	45,000.00	45,000.00	5,40,000.00	54,000.00	4,86,000.00	2,43,000.00	
				Tezpur DA		1	35,000.00	35,000.00	4,20,000.00	42,000.00	3,78,000.00	1,89,000.00			
16	B.Chariali	2	30,876	Dhekiajuli MB	4	Social Development Specialist	1	1	35,000.00	35,000.00	4,20,000.00	42,000.00	3,78,000.00	1,89,000.00	
				Rangabera MB		1	1	35,000.00	35,000.00	4,20,000.00	42,000.00	3,78,000.00	1,89,000.00		
17	Lakhimpur	4	91,296	B.Chariali MB	2	Municipal Civil Engineer (PG Level)	1	1	25,000.00	25,000.00	3,00,000.00	30,000.00	2,70,000.00	1,35,000.00	
				B.Chariali DA Gohpur MB		1	1	45,000.00	45,000.00	5,40,000.00	54,000.00	4,86,000.00	2,43,000.00		
18	Dhemaji	2	38,463	N.Lakhimpur MB	4	MIS Specialist (PG Level)	1	1	35,000.00	35,000.00	4,20,000.00	42,000.00	3,78,000.00	1,89,000.00	
				N.Lakhimpur DA		1	1	35,000.00	35,000.00	4,20,000.00	42,000.00	3,78,000.00	1,89,000.00		
19	Golaghat	5	89,859	Dhakuakhana MB	3	Municipal Civil Engineer	1	1	35,000.00	35,000.00	4,20,000.00	42,000.00	3,78,000.00	1,89,000.00	
				Bihpuria MB		1	1	35,000.00	35,000.00	4,20,000.00	42,000.00	3,78,000.00	1,89,000.00		
20	Jorhat	4	1,18,528	Narayampur MB	5	Social Development Specialist	1	1	35,000.00	35,000.00	4,20,000.00	42,000.00	3,78,000.00	1,89,000.00	
				Silapathar MB		1	1	35,000.00	35,000.00	4,20,000.00	42,000.00	3,78,000.00	1,89,000.00		
21	Sibsagar	5	90,414	Dhemaji MB	3	Municipal Civil Engineer (PG Level)	1	1	45,000.00	45,000.00	5,40,000.00	54,000.00	4,86,000.00	2,43,000.00	
				Dhemaji DA		1	1	45,000.00	45,000.00	5,40,000.00	54,000.00	4,86,000.00	2,43,000.00		
22	Charaideo	2	27,734	Social Development Specialist	5	MIS Specialist (PG Level)	1	1	35,000.00	35,000.00	4,20,000.00	42,000.00	3,78,000.00	1,89,000.00	
				Municipal Finance Specialist		1	1	35,000.00	35,000.00	4,20,000.00	42,000.00	3,78,000.00	1,89,000.00		
23	Dibrugarh	4	1,91,856	Municipal Finance Specialist	5	MIS Specialist (PG Level)	1	1	45,000.00	45,000.00	5,40,000.00	54,000.00	4,86,000.00	2,43,000.00	
				Municipal Finance Specialist (Diploma Level)		1	1	45,000.00	45,000.00	5,40,000.00	54,000.00	4,86,000.00	2,43,000.00		

S. No	Name of the Cluster	No. of ULBs	Population	Name of the City	No. of Specialists proposed	Designation of the Specialist	Qualification (Post Graduate/ Degree/ Diploma)			Unit rate per month proposed by the State	Unit rate per month admissible as per CB norms	Annual Budget as per CB norms	State Share (10%)	Admissible Central Assistance (90%)	1st instalment of Central Assistance (@50%)
							PG	Degree	Diploma						
24	Tinsukia	6	1,96,149	Narnup MB	6	Social Development Specialist		1		35,000.00	4,20,000.00	42,000.00	3,78,000.00	1,89,000.00	
				Chabua MB		Municipal Civil Engineer		1		35,000.00	4,20,000.00	42,000.00	3,78,000.00	1,89,000.00	
				Tinsukia MB		MIS Specialist (Diploma Level)	1		25,000.00	3,00,000.00	30,000.00	2,70,000.00	1,35,000.00		
25	Hallakandi	2	45,442	Tinsukia DA	2	MIS Specialist (PG Level)			45,000.00	5,40,000.00	54,000.00	4,86,000.00	2,43,000.00		
				Margherita MB		MIS Specialist	1		35,000.00	4,20,000.00	42,000.00	3,78,000.00	1,89,000.00		
				Digboi MB		Municipal Civil Engineer	1		35,000.00	4,20,000.00	42,000.00	3,78,000.00	1,89,000.00		
				Doomduma MB		Social Development Specialist	1		35,000.00	4,20,000.00	42,000.00	3,78,000.00	1,89,000.00		
				Makum MB		Municipal Finance Specialist	1		35,000.00	4,20,000.00	42,000.00	3,78,000.00	1,89,000.00		
				Chapakhowa		Municipal Civil Engineer	1		35,000.00	4,20,000.00	42,000.00	3,78,000.00	1,89,000.00		
26	Cachar	3	2,01,329	Hallekandi MB	4	MIS Specialist (PG Level)	1	1	45,000.00	5,40,000.00	54,000.00	4,86,000.00	2,43,000.00		
				Lala MB		Municipal Civil Engineer	1		35,000.00	4,20,000.00	42,000.00	3,78,000.00	1,89,000.00		
				Silchar MB		Municipal Finance Specialist (PG Level)	1		45,000.00	5,40,000.00	54,000.00	4,86,000.00	2,43,000.00		
				Silchar DA		Municipal Specialist	1		35,000.00	4,20,000.00	42,000.00	3,78,000.00	1,89,000.00		
27	Karimganj	2	70,820	Sonal MB	2	Municipal Civil Engineer	1	1	35,000.00	4,20,000.00	42,000.00	3,78,000.00	1,89,000.00		
				Lakhipur MB		MIS Specialist (Diploma Level)	1		25,000.00	3,00,000.00	30,000.00	2,70,000.00	1,35,000.00		
				Karimganj MB		Municipal Civil Engineer (PG Level)	1		45,000.00	5,40,000.00	54,000.00	4,86,000.00	2,43,000.00		
28	Udaiguri	2	32,463	Karimganj DA	3	MIS Specialist	1		35,000.00	4,20,000.00	42,000.00	3,78,000.00	1,89,000.00		
				Badarpur MB		MIS Specialist	1		35,000.00	4,20,000.00	42,000.00	3,78,000.00	1,89,000.00		
				Tangla MB		Municipal Civil Engineer	1		35,000.00	4,20,000.00	42,000.00	3,78,000.00	1,89,000.00		
29	Chirang	3	93,929	Udaiguri MB	3	Municipal Finance Specialist (Diploma Level)	1	1	25,000.00	3,00,000.00	30,000.00	2,70,000.00	1,35,000.00		
				Bijni MB		MIS Specialist (PG Level)	1		45,000.00	5,40,000.00	54,000.00	4,86,000.00	2,43,000.00		
				Kajalgaon MB		Municipal Civil Engineer	1		35,000.00	4,20,000.00	42,000.00	3,78,000.00	1,89,000.00		
30	K. Anglong (West)	5	1,03,406	Basugaon MB	5	Municipal Finance Specialist	1		35,000.00	4,20,000.00	42,000.00	3,78,000.00	1,89,000.00		
				Diphu MB		Municipal Civil Engineer (PG Level)	1		45,000.00	5,40,000.00	54,000.00	4,86,000.00	2,43,000.00		
				Diphu DA		Municipal Finance Specialist	1		35,000.00	4,20,000.00	42,000.00	3,78,000.00	1,89,000.00		
				Bokajan MB		Social Development Specialist	1		35,000.00	4,20,000.00	42,000.00	3,78,000.00	1,89,000.00		
				Bokolia MB		MIS Specialist	1		35,000.00	4,20,000.00	42,000.00	3,78,000.00	1,89,000.00		
31	K. Anglong (East)	3	17,815	Howraghat MB	3	Municipal Civil Engineer	1		35,000.00	4,20,000.00	42,000.00	3,78,000.00	1,89,000.00		
				Dokmoka MB		Municipal Civil Engineer	1		35,000.00	4,20,000.00	42,000.00	3,78,000.00	1,89,000.00		
				Donkamokam MB		Municipal Civil Engineer (PG Level)	1		45,000.00	5,40,000.00	54,000.00	4,86,000.00	2,43,000.00		
32	Dima Hasao	4	61,227	Hamren MB	4	Municipal Civil Engineer	1		35,000.00	4,20,000.00	42,000.00	3,78,000.00	1,89,000.00		
				Langhin		Municipal Finance Specialist	1		35,000.00	4,20,000.00	42,000.00	3,78,000.00	1,89,000.00		
				Langhin		MIS Specialist (Diploma Level)	1		25,000.00	3,00,000.00	30,000.00	2,70,000.00	1,35,000.00		
33	Kokrajhar	2	43,341	Haflong MB	3	Municipal Civil Engineer (PG Level)	1		45,000.00	5,40,000.00	54,000.00	4,86,000.00	2,43,000.00		
				Umrangshu MB		Municipal Finance Specialist	1		35,000.00	4,20,000.00	42,000.00	3,78,000.00	1,89,000.00		
				Maibong MB		Municipal Civil Engineer	1		35,000.00	4,20,000.00	42,000.00	3,78,000.00	1,89,000.00		
TOTAL	121 cities	115	---	Kokrajhar MB	3	Social Development Specialist	1		45,000.00	5,40,000.00	54,000.00	4,86,000.00	2,43,000.00		
				Kokrajhar DA		MIS Specialist (PG Level)	1		35,000.00	4,20,000.00	42,000.00	3,78,000.00	1,89,000.00		
				Gosalgaoan		Municipal Civil Engineer	1		35,000.00	4,20,000.00	42,000.00	3,78,000.00	1,89,000.00		
TOTAL				32	69	14	42,55,000.00	---	510,60,000.00	51,06,000.00	459,54,000.00	229,77,000.00			

Form GFR 19 – A  
[See Rule 212 (1)]  
Form of Utilisation certificate

Certified that out of Rs. 2,89,44,000.00 Grants-in-aid sanctioned during the year 2016-17 in favour of Office of the Mission Director, PMAY-HFA(U), Assam under this Ministry/Department Letter no. given in the table below and Rs. NIL on account of unspent balance of the previous year, a sum of Rs. has been utilised for the purpose of Rs. 2,31,69,127, for which it was sanctioned and that the balance of Rs. Rs. 57,74,873 remaining unutilised at the end of the year will be utilised for the purpose for which it was sanctioned.

Sl. No.	Letter No. And Date	Amount
1.	GOI Letter No-I-14011/26/2016-HFA-V/FTS-16464 dated 28 October 2016	2,89,44,000.00
2.	UDD Letter No. UDD(T)57/2017/37, Dated Dispur the 9th March,2017	
	<b>Total</b>	<b>2,89,44,000.00</b>

2. Certified that I have satisfied myself that the conditions on which the grants-in-aid was sanctioned have been duly fulfilled/ are being fulfilled and that I have exercised the following checks to see that the money was actually utilised for the purpose for which it was sanctioned.

3. Physical progress of the projects, where Government of India grants have been utilised, is en-closed.

**Kinds of checks exercised**

1. Cash Book
2. Salary Statement

Signature \_\_\_\_\_  
 Designation \_\_\_\_\_  
 Date \_\_\_\_\_

*Jeevan B. IAS*  
**Dr. Jeevan B. IAS**  
 Mission Director  
 PMAY-HFA (U), Assam  
 9953144333

Form GFR 19 – A  
[See Rule 212 (1)]  
Form of Utilisation certificate

Certified that out of Rs. 32,16,000.00 Grants-in-aid sanctioned during the year 2016-17 in favour of Office of the Mission Director, PMAY-HFA(U), Assam under this Ministry/Department Letter no. given in the table below and Rs. NIL on account of unspent balance of the previous year, a sum of Rs. has been utilised for the purpose of Rs. 25,74,347 for which it was sanctioned and that the balance of Rs. Rs. 6,41,653 remaining unutilised at the end of the year will be utilised for the purpose for which it was sanctioned.

Sl. No.	Letter No. And Date	Amount
1.	No.UDD(T)57/2017/36, Dated Dispur the 9th March,2017	32,16,000.00
	<b>Total</b>	<b>32,16,000.00</b>


2. Certified that I have satisfied myself that the conditions on which the grants-in-aid was sanctioned have been duly fulfilled/ are being fulfilled and that I have exercised the following checks to see that the money was actually utilised for the purpose for which it was sanctioned.

3. Physical progress of the projects, where Government of India grants have been utilised, is en-closed.

**Kinds of checks exercised**

1. Cash Book
2. Salary Statement

Signature: \_\_\_\_\_  
 Designation: \_\_\_\_\_  
 Date: \_\_\_\_\_

  
 Dr. Jeevan B. IAS  
 Mission Director  
 PMAY-HFA(U), Assam  
 9954444333





996398/2018/HFA-V SECTION

**Undertaking/Certificate on establishment of SLTC/CLTC  
to be submitted along with the Utilisation Certificate**

It is hereby certified that the following parameters have been followed in respect of the reimbursement of establishment of SLTC/CLTC expenses:

1. Grants-in-aid sanctioned and mentioned in the accompanying UC has been utilised for establishment of SLTC/CLTC
2. All the specialists in CLTCs and SLTCs are recruited through an open and transparent process and employed as per the approved Capacity Building plan of the state
3. All the specialists have been paid remuneration as per the approved plan and the state has claimed the actual remuneration paid based on applicable sharing pattern only.
4. The State has contributed **10%** of the amount against the central share of **90%** while paying their remuneration.
5. Details of salaries paid to the SLTC/CLTC specialists against approved designations and qualifications are enclosed as per the attached format.

 <b>Signature</b> (State Level Nodal Officer)	 <b>Signature</b> (Secretary/Principal Secretary, Concerned)
Dr. Jeevan B. IAS Mission Director PMAY-HFA (U). Assam 9954444333	Department Secretary Govt. of Assam Urban Dev. Department Dispur, Guwahati-6