

Pradhan Mantri Awas Yojana (Urban)



36th

Central Sanctioning and Monitoring Committee (CSMC)

24-07-2018



Affordable Housing Mission

Urban Development & Urban Housing Department

Government of Gujarat

Demand and Road map under PMAY (Urban)

Component	2016-17	2017-18	2018-19	2019-20	2020-21	2021-22	Total
BLC	3,177	4,261	14,864	21,928	31,919	37,561	1,13,710
CLSS	9,330	60,495	65,127	40,312	74,460	65,217	3,14,941
AHP	62,125	40,364	45,674	88,470	93,264	6,378	3,36,275
Total	74,632	1,05,120	1,25,665	1,50,710	1,99,643	1,09,156	7,64,926

- Total 2,42,089 houses approved till date under PMAY (U)
- Total 55,296 houses is put up for approval in today's meeting
- Total 4,67,541 houses remaining as per roadmap

Year wise approved Projects under PMAY (U)

Sr. No.	Year	AHP	ISSR	BLC	CLSS	Total
1	2015-16	14,731	17,580	0	0	32,311
2	2016-17	47,394	19,971	3,177	9,330	79,872
3	2017-18	34,066	18,175	18,947	33,454	104,642
4	2018-19	0	0	0	25,264	25,264
		Put up for approval Today's meeting				
		45,217	300	9779	-	55,296
Total		141,408	56,026	31,903	68,048	297,385

Progress of PMAY (U)

Component	Total Sanctioned houses	No. of Grounded houses			No. of Completed houses	To be started
		Work Oder given to agency/ Slum survey and removal work going on	Construction work is going on	Total		
AHP	96,191	0	43,516	43,516	8,596	44,079
ISSR	55,726	5,828	11,818	17,646	2,292	35,788
BLC	22,124	10,549	4,852	15,401	7	6,716
CLSS	68,523	0	0	0	68523	0
Total	242564	16377	60186	76563	79418	86583

Around 28,000 cases pending with the nodal agencies NHB and HUDCO under CLSS Component.

ABSTRACT OF THE PROPOSED PROJECTS

(Rs. in Cr.)

Component	No of Projects	Project Cost	No of DUs	GoI Share	GoI 1st Installment @ 40%
AHP	5	226.48	2,684	40.26	16.10
Private land Based model under AHP	2	5179.46	42,533	637.95	255.20
ISSR	1	32.83	300	3.00	1.20
BLC (New Construction)	64	412.24	9,779	146.69	58.676
Total	72	5851.01	55,296	827.94	331.18

NEW PROJECT PROPOSAL BRIEF

(Rs. in Cr.)

Verticals	ISSR	AHP	Private land Based model under AHP	BLC (New)	Total
No. of Projects	1	5	2	64	72
No. of DUs	300	2,684	42,533	9,779	55,296
Project Cost	32.83	226.48	5179.46	412.24	5851.01
Central Share	3.00	40.26	638.00	146.69	827.95
State Share	3.00	40.26	0.00	201.50	244.76
ULB Share	26.83	40.70	0.00	0.00	67.53
Beneficiary Share	0.00	105.27	4541.47	64.03	4710.76

Verticals (Rs. Lakhs)	Per Unit Cost	Central Share	State Share	ULB Share	Beni. Share	Completion Time (Months)
ISSR	6.00	1.00	1.00	0.00	0.00	12 to 30
AHP	6.00 to 8.5	1.50	1.50	0.00 to 0.75	3.00 to 5.5	12 to 24
AHP - PRIVATE	6.00 to 8.5	1.50	0.00	0.00	Rem. Contribution	12 to 24
BLC (N)	4.0 to 4.5	1.50	2.00	0.00	0.50 to 1.00	12 months

Affordable Housing in Partnership Projects (AHP)

(Rs. in Cr.)

Sr. No.	City	Project Cost	No. of DUs	GoI Share	GoG Share	GoI 1st installment @40%
1	Memdavad	23.25	360	5.40	5.40	2.16
2	Kalol - AUDA	18.55	224	3.36	3.36	1.34
3	Dehgam- AUDA	12.19	140	2.10	2.10	0.84
4	Amiyapur - AUDA	27.04	266	3.99	3.99	1.60
5	Rajkot	145.46	1694	25.41	25.41	10.16
Total		226.48	2,684	40.26	40.26	16.10

Private land Based model under AHP

(Rs. in Cr.)

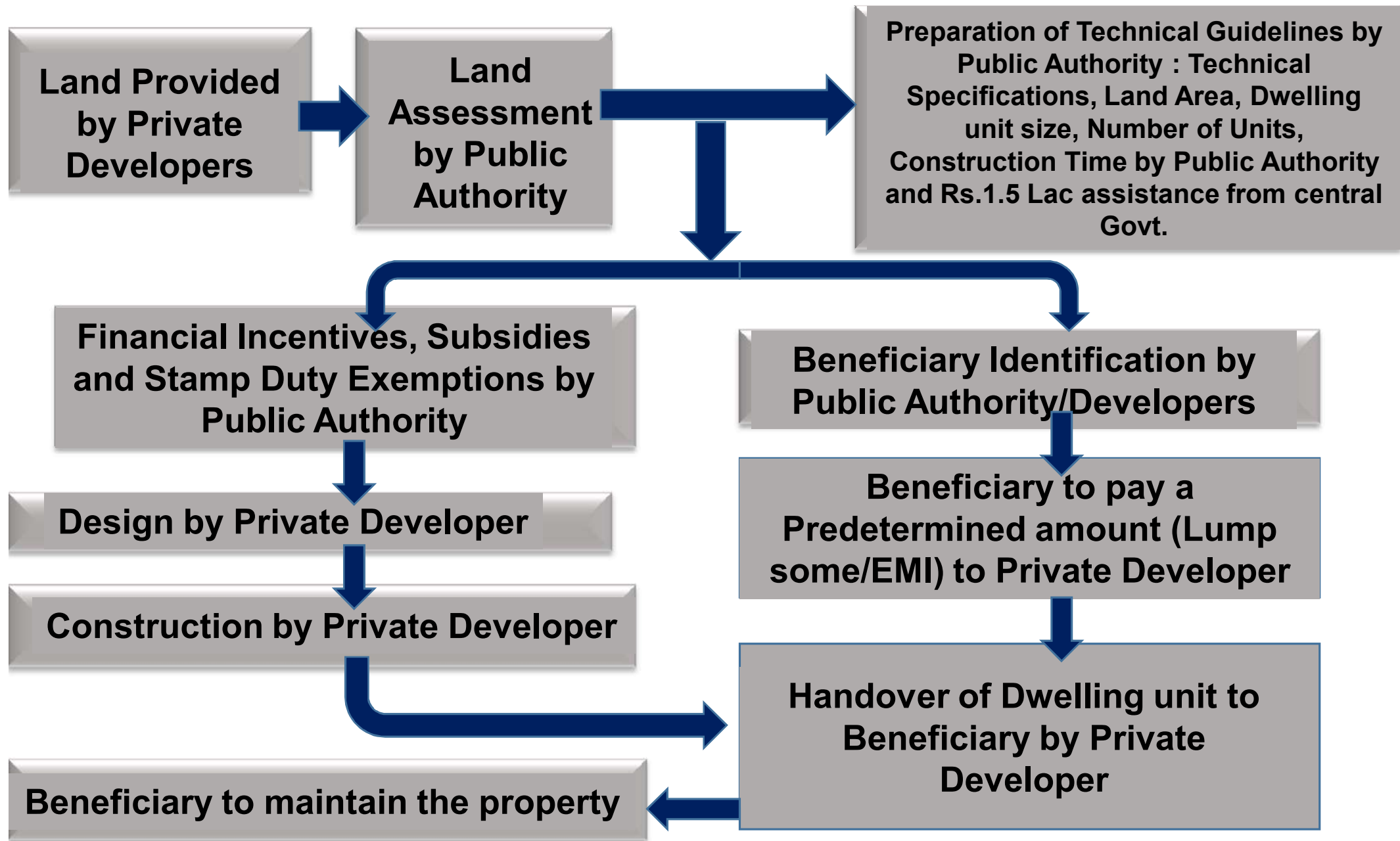
Sr. No.	City	Project Cost	No. of DUs	GoI Share	GoG Share	GoI 1st installment @40%
1	Ahmedabad	4387.375	35,099	526.485	0.00	210.594
2	Surat	792.0893	7,434	111.51	0.00	44.604
Total		5,179.46	42,533	637.995	0.00	255.198

Private land based Models under AHP scheme

- Central Government extend the scope in the Affordable Housing Component and decided to include the Private Land Based Model under AHP scheme. Guideline issued by Ministry of Housing and Urban Affairs in September 2017.
- Under this model, EWS houses on private land by Private Developers considered under AHP component of PMAY (U)
- Rs. 1.50 Lakh per house will be given as Central Assistance after getting approval from SLPMC and CPMC as per PMAY guideline. We may forward it to respective ULB and ULB will disbursed it to the beneficiaries after finalization

Component	Carpet Area	Cost of the house	Ben. Contri. (approx)	GoI Grant	GoG Grant	ULB Grant
Private land based Models under AHP	30 Sq. Mt.	6.00 Lakh+ Land cost (3-4 lakhs)	9-10 lakh	1.50 Lakh	<ul style="list-style-type: none"> 2.7 FSI as per GDCR Stamp duty exemption Exemption from Municipal Charges 1.50 lakh per house (proposed at Government) 	Physical & Social Infra.
	40 Sq. Mt.	8.50 Lakh+ Land Cost (4-5 lakhs)	12.50-13.50 lakhs			

Activity Flowchart under Private Land based Model (AHP)



In-situ Slum Rehabilitation Project (ISSR)

(Rs. in Cr.)

Sr. No.	City	Project Cost	No. of DUs	GoI Share	GoG Share	GoI 1st installment @40%
1	Rajkot	32.8305	300	3.00	3.00	1.20
Total		32.8305	300	3.00	3.00	1.20

Beneficiary led-construction (BLC)- New Construction

(Rs. in Cr.)

Sr. No.	City	No. of DUs	Project Cost	GoI Share	GoG Share	Beneficiary Share	GoI 1st installment @40%
1	Bhavnagar (Phase -IV)	99	4.60	1.49	2.04	1.07	0.59
2	Rajkot (Phase -III)	25	0.95	0.38	0.52	0.06	0.15
3	Rajkot (Phase -IV)	149	7.19	2.24	3.07	1.88	0.89
4	Rajkot (Phase -V)	20	1.15	0.30	0.41	0.44	0.12
5	Dhanera	205	8.98	3.08	4.22	1.68	1.23
6	Bhabhar	450	19.63	6.75	9.27	3.60	2.70
7	Thara	400	17.45	6.00	8.24	3.20	2.40
8	Bayad	150	6.53	2.25	3.09	1.19	0.90
9	Padra (Phase -II)	92	3.56	1.38	1.90	0.28	0.55
10	Karjan (Phase -II)	84	3.25	1.26	1.73	0.26	0.50

Beneficiary led-construction (BLC)- New Construction

(Rs. in Cr.)

Sr. No.	City	No. of DUs	Project Cost	GoI Share	GoG Share	Beneficiary Share	GoI 1st installment @40%
11	Kaalol (P)	50	2.07	0.75	1.03	0.29	0.30
12	Vapi (Phase -III)	225	8.50	3.38	4.64	0.49	1.35
13	Borsad	314	12.53	4.71	6.47	1.35	1.88
14	Kheralu	28	1.07	0.42	0.58	0.08	0.17
15	Unjha	72	2.84	1.08	1.48	0.28	0.43
16	Prantij	116	4.63	1.74	2.39	0.50	0.70
17	Lathi	90	4.15	1.35	1.85	0.94	0.54
18	Talala	47	2.16	0.71	0.97	0.48	0.28
19	Vanthli	60	2.73	0.90	1.24	0.59	0.36

Beneficiary led-construction (BLC)- New Construction

(Rs. in Cr.)

Sr. No.	City	No. of DUs	Project Cost	GoI Share	GoG Share	Beneficiary Share	GoI 1st installment @40%
20	Gondal	618	27.95	9.27	12.73	5.95	3.71
21	Botad (Phase -I)	118	4.50	1.77	2.43	0.29	0.71
22	Botad (Phase -II)	200	7.62	3.00	4.12	0.50	1.20
23	Palitana	182	6.94	2.73	3.75	0.45	1.09
24	Palitana (Phase -II)	120	4.57	1.80	2.47	0.30	0.72
25	Palitana (Phase -III)	51	1.94	0.77	1.05	0.13	0.31
26	Shihor	202	7.70	3.03	4.16	0.50	1.21
27	Shihor (Phase -II)	41	1.56	0.62	0.84	0.10	0.25
28	Vallbhipur	69	2.63	1.04	1.42	0.17	0.41
29	Navsari (Phase -IV)	102	4.07	1.53	2.10	0.44	0.61

Beneficiary led-construction (BLC)- New Construction

(Rs. in Cr.)

Sr. No.	City	No. of DUs	Project Cost	GoI Share	GoG Share	Beneficiary Share	GoI 1st installment @40%
30	Bilimora (Phase -II)	102	4.06	1.53	2.10	0.43	0.61
31	Pardi (Phase -IV)	112	4.42	1.68	2.31	0.43	0.67
32	Umargam	98	3.75	1.47	2.02	0.26	0.59
33	Devgadhbaria	107	4.00	1.61	2.20	0.19	0.64
34	Sahera	105	3.98	1.58	2.16	0.24	0.63
35	Lunavada	108	4.29	1.62	2.23	0.45	0.65
36	Jam Jodhpur	90	5.07	1.35	1.85	1.86	0.54
37	Sikka	66	3.04	0.99	1.36	0.69	0.40
38	Palanpur (Phase-III)	500	21.86	7.50	10.30	4.06	3.00

Beneficiary led-construction (BLC)- New Construction

(Rs. in Cr.)

Sr. No.	City	No. of DUs	Project Cost	GoI Share	GoG Share	Beneficiary Share	GoI 1st installment @40%
39	Dhanera (Phase-II)	200	8.75	3.00	4.12	1.62	1.20
40	Talod (Phase-II)	108	4.70	1.62	2.23	0.86	0.65
41	Tharad (Phase-III)	200	8.76	3.00	4.12	1.64	1.20
42	Thara (Phase-II)	200	8.74	3.00	4.12	1.62	1.20
43	Bhabhar (Phase-II)	300	13.11	4.50	6.18	2.43	1.80
44	Gandhidham	160	7.23	2.40	3.30	1.53	0.96
45	Anjar	90	4.04	1.35	1.85	0.84	0.54
46	Bhachau	335	15.03	5.03	6.90	3.10	2.01
47	Rapar	200	8.93	3.00	4.12	1.81	1.20

Beneficiary led-construction (BLC)- New Construction

(Rs. in Cr.)

Sr. No.	City	No. of DUs	Project Cost	GoI Share	GoG Share	Beneficiary Share	GoI 1st installment @40%
48	Vyara (Phase-II)	77	3.48	1.16	1.59	0.74	0.46
49	Dhrol (Phase-II)	134	6.18	2.01	2.76	1.41	0.80
50	Kalawad (Phase-II)	208	9.56	3.12	4.29	2.16	1.25
51	Chhota Udepur	102	4.04	1.53	2.10	0.41	0.61
52	Santrampur	117	4.54	1.76	2.41	0.37	0.70
53	Sahera (Phase-II)	152	5.80	2.28	3.13	0.39	0.91
54	Amreli	129	5.95	1.94	2.66	1.35	0.77
55	Karamsad	71	2.74	1.07	1.46	0.22	0.43
56	Kheda	100	3.87	1.50	2.06	0.31	0.60

Beneficiary led-construction (BLC)- New Construction

(Rs. in Cr.)

Sr. No.	City	No. of DUs	Project Cost	GoI Share	GoG Share	Beneficiary Share	GoI 1st installment @40%
57	Barwala	100	4.35	1.50	2.06	0.79	0.60
58	Godhara	100	3.97	1.50	2.06	0.41	0.60
59	Dabhoi (Phase-II)	192	7.42	2.88	3.96	0.59	1.15
60	Kheralu (Phase-II)	84	3.33	1.26	1.73	0.34	0.50
61	Harij (Phase-II)	409	16.14	6.14	8.43	1.58	2.45
62	Jhalod	80	3.09	1.20	1.65	0.25	0.48
63	Gariadhar	188	7.18	2.82	3.87	0.49	1.13
64	Khanbhaliya	76	3.37	1.14	1.57	0.67	0.46
Total		9,779	412.24	146.69	201.50	64.03	58.67

Revised Project of Affordable Housing in Partnership (AHP)

(Rs. in Cr.)

No.	City	No. of DUs sanctioned originally	Revision of DUs	Difference after revision	Reason
1	Rajkot	352	384	32	Due to Revision of Planning.
2	Vadodara	490	448	-42	
3	Surat	1896	1980	84	
4	Surat	3121	3036	-85	
5	Vadodara	588	294	-294	Due to Change in Location.
6	Vadodara	1008	1286	278	Due to Revision of Planning.
7	Surat	3092	3094	2	
Total		10547	10522	-25	



Revised Project of Affordable Housing in Partnership (AHP)

(Rs. in Cr.)

Sr. No	Name of City	Originally Approved Details				Revised Details					
		CSMC No. CSMC Date	No of DUs	Project Cost	GOI Share	Revised No of DUs	Revised Project Cost	Revised GOI Share	Revised GOG Share	Revised Beni. Share	Revised ULB Share
1	Rajkot	4 th 21-12-15	352	27.13	5.28	384	28.56	5.76	5.76	11.52	5.52
2	Vadodara	7 th 17-03-16	490	41.52	7.35	448	37.35	6.72	6.72	23.91	0.00
3	Surat	7 th 17-03-16	1896	136.23	28.44	1980	131.12	29.70	29.70	59.40	12.32
4	Surat	7 th 17-03-16	3121	304.49	46.82	3036	258.09	45.54	45.54	166.98	0.03
5	Vadodara	10 th 22-07-16	588	35.27	8.82	294	17.18	4.41	4.41	8.36	0.00
6	Vadodara	10 th 22-07-16	1008	85.75	15.12	1286	109.31	19.29	19.29	70.73	0.00
7	Surat	10 th 22-07-16	3092	235.23	46.38	3094	242.33	46.41	46.41	141.72	7.79
Total- A			10547	865.62	158.21	10522	823.94	157.83	157.83	482.62	25.66




PMAY - AHP Revised Projects Progress Photograph of VUDA - Vadodara



294 EWS I at SEVASI TP-1. of F.P 119 , Vadodara

PMAY - AHP Revised Projects Progress Photograph of VUDA - Vadodara



448 EWS II at SEVASI TP-1. of F.P 75 , Vadodara

PMAY - AHP Revised Projects Progress Photograph of VUDA - Vadodara



1286 EWS II at Block No. 72/A/P & 77/P at Khatamba , Vadodara

PMAY - AHP Revised Project Progress Photograph of SMC



408 EWS at T.P.19 (Parvat-Magob) ,F.P.No.100 at Surat

PMAY - AHP Revised Project Progress Photograph of SMC



208 EWS at T.P.19(Parvat-Magob),F.P.No.112 at Surat

PMAY - AHP Revised Project Progress Photograph of SMC



1088 EWS at T.P.53(Magob-
Dumbhal),F.P.No.82 at Surat

PMAY - AHP Revised Project Progress Photograph of SMC



560 EWS at T.P. 25(MOTA VARACHHA) F.P. 147 at Surat

PMAY - AHP Revised Project Progress Photograph of SMC



660 EWS at T.P.35 (KATARGAM) F.P. 120 at Surat

PMAY - AHP Revised Project Progress Photograph of SMC



752 EWS at T.P. 25(MOTA VARACHHA) F.P. 165 at Surat

PMAY - AHP Revised Project Progress Photograph of SMC



80 EWS at T.P.68(PUNA-SIMADA) F.P.R-11 of Surat

PMAY - AHP Revised Project Progress Photograph of SMC



512 EWS at T.P.27(UTRAN-KOSAD) F.P.180 of Surat

Dropped Project of Affordable Housing in Partnership (AHP)

(Rs. in Cr.)

Sr. No	Name of City	Originally Approved Details				Reason
		CSMC No. CSMC Date	No of DUs	Project Cost	GOI Share	
1	AHMEDABAD - VINZOL	15 th 22-11-16	188	16.25	2.82	" Project is Dropped by ULB due to less Demand. " Opposition by Local Resident.
2	AHMEDABAD - KATHWADA	15 th 22-11-16	130	12.83	1.95	
3	AHMEDABAD - HATHIJAN	15 th 22-11-16	140	8.48	2.10	
Total- A			458	37.56	6.87	

Revised Project of Rajiv Awas Yojana - Slum

(Rs. in Cr.)

No.	City	No. of DUs sanctioned originally	Revision of DUs	Difference after revision	Reason
1	Ahmedabad	1344	1184	-160	Cost overrun due to Black cotton soil found at the location .
2	Palanpur	1776	1776	0	Due to Change in Location.
3	Vadodara	498	366	-132	Due to unavailability of Land and High court matter regarding TP variation.
4	Vadodara	1448	540	-908	
5	Vadodara	1856	920	-936	
Total		6922	4786	-2136	



Revised Project of RAY- SLUM

(Rs. in Cr.)

Sr. No	Name of City	Originally Approved Details				Revised Details					
		CSMC No. CSMC Date	No of DUs	Project Cost	GOI Share	Revised No of DUs	Revised Project Cost	Revised GOI Share	Revised GOG Share	Revised Beni. Share	Revised ULB Share
1	AMC	4 th 12.12.13	1344	59.09	28.19	1184	52.06	24.83	14.81	10.68	1.74
2	Palanpur	10 th 13.08.14	1776	63.15	45.19	1776	69.18	45.19	12.13	5.31	6.55
3	VMC	3 rd 26.11.13	498	17.60	7.72	366	12.93	5.67	5.11	0.00	2.15
4	VMC	5 th 30.12.13	1448	67.74	32.32	540	25.26	12.05	9.11	2.46	1.64
5	VMC	6 th 20.01.14	1856	88.91	42.42	920	44.07	21.03	15.90	4.19	2.96
Total- A			6922	296.49	155.84	4786	203.50	108.77	57.06	22.64	15.04



RAY - Slum Revised Project Progress

Photograph of AMC



RAY - Slum Revised Project Progress Photograph of Palanpur



RAY - Slum Revised Project Progress Photograph of VMC



366 DUs Rental Project of Vadodara

RAY - Slum Revised Project Progress


Photograph of VMC



1448 DUs Project on FP-115,84,52,100

Rajkot ISSR project

Approved No. of Houses	105
Approved Date	21.12.2015
Completion Date	August 2017
Location	Bharat Nagar



Ahmedabad- ISSR Project

Approved No. of Houses	518
Approved Date	21.12.2015
Completion Date	October 2017
Location	TP No. 8, F.P. 221,223 Laxminagar

Before



After



Vadodara- ISSR Project

Before



After



Vadodara (VUDA) AHP Project

Approved No. of Houses	520
Approved Date	18.11.2015
Completion Date	September 2016
Location	Sewasi TP No.1, FP 119, Vemali TP No. 1, FP No. 119, Vemali TP -1 , FP - 109



Jamnagar (JMC) AHP Project

Approved No. of Houses	876
Approved Date	17.03.2016
Completion Date	June 2018
Location	TP 1, FP 96 B/h, Police HQ, TP 1, FP 92, Saru Section Road, Lalwadi area



BLC component Photo



Mansa



Tarsadi

BLC (N)- Focus Group Discussion with Beneficiaries

❖ Photos



Gonadal BLC Site Visit by HUDCO



Submitted HFAPoA for Approval

“ 165 HFAPoA of cites of Gujarat submitted Earlier and uploaded on portal is 139

05 Demand Survey under PMAY put up for approval today

Total Name of City	Housing Demand - Component Wise			
	AHP	BLC	CLS	Total
05	4,551	425	211	5,187

HFAPoA under PMAY of 5 cities put up for approval today

Sr. No.	Name of City	Class Of City	Housing Demand - Component Wise			
			AHP	BLC	CLS	Total
1	RAPAR	C	501	301	29	831
2	BHACHAU	C	695	60	49	804
3	BHUJ	A	1,606	38	108	1,752
4	JAM JODHPUR	C	853	14	6	873
5	KHAMBHALIA	C	896	12	19	927
Total (5 Cities)			4,551	425	211	5,187

Capacity Building Proposal for 2018-19

Sr. No.	Activity	Budget in Rupees	Current Status
1	Preparation of HFAPoA	4,34,00,000/-	165 HFAPoA submitted
2	Establishment of SLTC	35,42,000/-	6/10
3	Establishment of CLTC	4,94,55,168/-	135/296
4	Trainings and Workshops	40,00,000/-	Planned to be organized
5	Exposure Visits	18,00,000/-	
6	Documentation/Research	5,00,000/-	
7	IEC	89,00,000/-	
8	TPQM	1,58,40,000/-	Selection of Agency is under Process.
9	Social Audit	4,99,000/-	Report has been finalised submitted shortly
10	Geo-tagging	44,24,800/-	Work is in Progress
Total		13.24 Cr.	

UCs pending at Central level for approval & Central Assistance

(Rs. in Cr.)

No.	Scheme	No of UCs Submitted to GoI	Amount of UCs submitted to GoI
1	RAY	8	62.34
2	RAY-AHP	5	19.22
3	PMAY (AHP)	30	200.45
4	HFAPoA	2	8.42
5	Capacity Bldg & IEC	1	0.40
Total		46	290.84



Thank you...



Private Developers Details

Summary Attachment Report

Sr. No	Name of Component	Number of Projects	Beneficiary As Per DPR	Beneficiary Attach	Pending for Attachment	Invalid Aadhar	No OF Geotag
1	AHP	89	96,191	13,694	82,497	3,970	0
2	BLC	110	22,124	20,816	1,308	501	12,899
3	In Situ	108	55,704	7,783	47,921	2,236	0
Total		307	1,74,019	42,293	1,31,726	6,707	12,899

Financial Pattern under PMAY (U)

Component	Carpet Area	Cost of the house	Gol Grant	GoG Grant	ULB Grant	Beneficiaries Contribution
In-situ Slum Redevelopment (ISSR)	30 Sq.M.	5.50 lakh	1 lakh	1 lakh	-	Free of Cost
Affordable Housing in Partnership (AHP) Greenfield	30 Sq.M.	6.00 lakh	1.50 lakh	1.50 lakh	Physical & Social Infra. + Land	EWS-I 3 lakh
	40 Sq.M.	8.50 lakh				EWS-II 5.50 lakh
Affordable Housing in Partnership (AHP) Untenable	30 Sq.M.	6.00 lakh	1.50 lakh	4 lakh	Physical & Social Infra. + Land	Up to 1 lakh
Beneficiaries Led Construction (BLC) (New Construction)	30 Sq.M.	4.00 lakh	1.50 lakh	2 lakh	-	0.50 to 0.75 lakh

Progress of RAY & JnNURM

Scheme	Sanctioned	Completed	Occupied	Under Progress	Unoccupied	Yet to be start	Dropped
RAY	30,494	21,070	13,900	5,348	7,170	897	3,179
JnNURM	1,27,835	1,25,323	1,19,933	2,512	5,390	0	0
Total	1,58,329	1,46,393	1,33,833	7,860	12,560	897	3,179

GLIMPSES OF PROGRESS of JnNURM

Chotila



Porbandar



Kadi



Una



GLIMPSES OF PROGRESS of RAY



BEST PRACTICE/INNOVATION

Innovative Technology/ Alternative Material Used in Project	Towns	No. of DUs		Scheme
		Approved	Completed	
Waffle Crete Technology	Anand	308	308	IHSDP
	Dahod	480	480	
	Deesa	1456	880	RAY
	Bharuch	512	288	
	Palanpur	1776	240	
	Kalol	2421	336	PMAY
	Total-A	6953	2532	-
Mascon Aluminum Foam Work Technology	Boriyavi	416	416	PMAY
	Ahmedabad	33776	33776	BSUP
		4518	4518	RAY-AHP
		2528	2368	RAY-Slum
		1488	0	PMAY-AHP
		2240	2240	MMGY
		1652	1652	RAY-AHP
	Rajkot	736	736	BSUP
	Total-B	47354	45706	-
	Total (A+B)	54307	48238	-

BEST PRACTICE/INNOVATION

Details of IEC initiatives

SN	IEC Activities	Remarks
1.	Newspaper Advertisements in Local Newspaper	Are being carried out at regular interval By State & Corporations
2.	Radio Jingles/Advertisements	
3.	Public Addressing by Eminent/Leading Head Speakers (Area Sabhas, Ward Sabhas, Group Discussions in presence of Local Leaders)	
4.	Hoardings, Banners, Pamphlets, Leaflets	
5	Movie Creation (Gujarati, Hindi, English) and Preparation of Policy and Scheme explanation books (Gujarati, English)	Done as and when required at State Level.
6	Success stories and scheme information on Social Media	
7	1 National Level, 6 State Level and 8 City Level Workshops conducted	
8	In the theaters of various city's 2-minute movies on PMAY (U) and CLSS are displayed in Gujarat.	
9	CLSS coordinator has been appointed in 141 cities of Gujarat.	
10	We are going to arrange one National Level Workshop on smart technology and design for smart housing on 16,17 th February 2018 at Gandhinagar, Gujarat.	

NEW PROJECT PROPOSAL BRIEF

Checklist	Status (Y/N)
Layout plan(as per NBC norms) Attached	Yes
SLAC/SLSMC approval/Minutes submitted	Yes
Land title status (encumbrance free)	Yes
Entries of Annexure 7A,7B &7C	72
Beneficiary list (BLC) submitted	Yes
No. of Beneficiaries with Aadhar ID	50,225
No. of Beneficiaries with other Unique ID	-
No. of Aadhar seeded Bank accounts	43,374
Status of physical & social infrastructure	Near availability vicinity
Implementation plan/Completion period	Yes
Beneficiary consent sought	Yes

Progress of PMAY(U)

Indicators	Current Status (No.)
Cities Approved	171
Demand Survey Completed	Yes
Total Demand (As per Demand Survey)	7,76,033
Demand received through Common Service Centre and Online Application	CSC- 4,61,000 Citizen- <u>1,57,043</u> 6,18,043
Cases accepted/rejected/Pending	3,31,372/1,00,635/1,86,015
Whether HFAPoA Submitted	Yes, Submitted for 165 cities
Whether AIP Submitted	Yes, Submitted for 165 cities
Whether HFAPoA & AIP entered in MIS	No
SLTC/CLTC staffs approved vs. placed	SLTC - 10/3 CLTC – 296/121 (Recruitment under Process)
Target of DUs in 2018-19	1,00,000
State Budgetary Provision for PMAY (U) in 2018-19	Rs. 1158.00 Cr.

Status of mandatory conditions

Mandatory conditions	Current Status
Dispensing the need for separate Non Agricultural (NA) Permission	Achieved
Prepare/amend their Master Plans earmarking land for Affordable Housing	Achieved
Single-window, time bound clearance for layout approval and building permissions	Achieved
Adopt the approach of deemed building permission and layout approval on the basis of pre-approved lay outs and building plans.	Achieved
Amend or legislate existing rent laws on the lines of the Model Tenancy Act.	Under Consideration.
Additional Floor Area Ratio (FAR)/Floor Space Index (FSI)/ Transferable Development Rights (TDR) and relaxed density norms.	Achieved

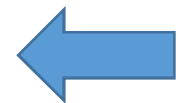
Interface with MIS

Indicators	Current Status (No.)
Survey entry made (%)	100%
Projects approved:	307
Projects entered (7A/B/C/D)	307
DUs approved under BLC	22,124
Beneficiaries attached	42,151
Houses geo-tagged	12,509
Total fund transferred through DBT (Rs. Lakhs)	0.00
National Electronic Funds Transfer (NEFT) (Rs. Lakhs)	0.00
PFMS/ DBT (Rs. Lakhs)	3645.40
Aadhar Payment Bridge (APB) (Rs. Lakhs)	0.00

Revised Approval of RAY – Slum Project of Ahmedabad Municipal Corporation

(Rs. in Cr.)

No	I.A.	Approved Date	Approved Project Cost	Approved DUs	Revised DUs	Dropped DUs	Reason
1	AMC	4 th 12.12.13	59.09	1344	1184	160	Cost overrun due to Black cotton soil found at the location



Revised Approval of RAY – Slum Project of Palanpur Nagarapalika

(Rs. in Cr.)

No	I.A.	Approved Date	Approved Project Cost	Revised Project Cost	Approved DUs	Approved Locations	Revised Location	Reason
1	Palanpur	13.08.14	63.15	69.17	1776	8 Slum Locations Redevelopment on RS. No.128,129	City Survey No. 9506 (Malan Darvaja) and 85/P (Sadarpur)	Reluctant for vacating of houses by the slum dwellers

Revised Approval of RAY – Slum Project of Vadodara Municipal Corporation

(Rs. in Cr.)

No	I.A.	Approved Date	Approved Project Cost	Approved DUs	Revised DUs	Dropped DUs	Reason
1	VMC	3 rd 26.11.13	17.60	498	366	132	Due to unavailability of Land and High court matter regarding TP variation.

Revised Approval of RAY – Slum Project of Vadodara Municipal Corporation

(Rs. in Cr.)

No	I.A.	Approved Date	Approved Project Cost	Approved DUs	Revised DUs	Dropped DUs	Reason
1	VMC	5 th 30.12.13	67.74	1448	540	908	Due to unavailability of Land and High court matter regarding TP variation.

Revised Approval of RAY – Slum Project of Vadodara Municipal Corporation

(Rs. in Cr.)

No	I.A.	Approved Date	Approved Project Cost	Approved DUs	Revised DUs	Dropped DUs	Reason
1	VMC	6 th 20.01.14	88.91	1856	920	936	Due to unavailability of Land and High court matter regarding TP variation.

RAY UC Details



(Rs. in Cr.)

Sr. No	MC/Authority	No of Dus	Project Cost	GOI Share	UC Submitted For claim of Central Share	Date Of Submission	Installment No Claimed
1	VMC	1448	67.74	32.32	12.43	19-08-2016	2nd
2	Palanpur	1776	63.15	45.19	17.38	20-12-2016	2nd
3	Surendranagar	960	40.47	28.96	11.14	02-01-2017	2nd
4	AMC	1344	59.09	28.19	6.51	04-09-2017	3rd
5	AMC	1184	51.77	24.70	5.70	04-09-2017	3rd
6	Thangadh	420	21.64	13.13	2.10	26-02-2018	3rd
7	VMC	498	17.60	5.67	1.13	20-03-2018	3rd
8	DEESA	1456	51.99	29.76	5.95	25-04-2018	3rd
Total (A)		7630	373.45	207.92	62.34		


RAY – AHP UC Details



(Rs. in Cr.)

Sr. No	MC/Authority	No of Dus	Project Cost	GOI Share	UC Submitted For claim of Central Share	Date Of Submission	Installment No Claimed
1	AUDA	1960	210.41	14.70	5.88	09-01-2017	2nd
2	JADA	672	38.24	10.08	1.01	15-06-2017	3rd
3	AMC	5082	261.80	38.12	7.62	28-08-2017	3rd
4	BMC	1506	89.15	11.30	2.26	20-09-2017	3rd
5	RMC	2543	209.80	19.07	2.45	12-07-2017	3rd
Total (B)		11763	809.39	93.26	19.22		

PMAY – AHP UC Details



(Rs. in Cr.)

Sr. No	MC/Authority	No of Dus	Project Cost	GOI Share	UC Submitted For claim of Central Share	Date Of Submission	Installment No Claimed
1	VUDA	520	60.44	7.80	3.12	21-12-2016	2nd
2	RUDA	136	6.94	2.04	0.82	21-12-2016	2nd
3	SUDA	275	17.55	4.13	1.65	29-12-2016	2nd
4	RMC	1266	84.55	18.99	7.60	02-01-2017	2nd
5	AMC	4369	225.07	65.54	26.21	09-01-2017	2nd
6	JMC	512	30.55	7.68	3.07	09-01-2017	2nd
7	JMC	288	22.71	4.32	1.73	09-01-2017	2nd
8	JMC	288	24.79	4.32	1.73	09-01-2017	2nd
9	SMC	704	45.86	10.56	4.22	09-01-2017	2nd

PMAY – AHP UC Details



(Rs. in Cr.)

Sr. No	MC/Authority	No of Dus	Project Cost	GOI Share	UC Submitted For claim of Central Share	Date Of Submission	Installment No Claimed
10	SMC	744	44.18	11.16	4.46	09-01-2017	2nd
11	SMC	848	53.17	12.72	5.09	09-01-2017	2nd
12	RMC	352	27.13	5.28	2.11	10-02-2017	2nd
13	Morbi	1600	67.76	24.00	9.60	11-12-2017	2nd
14	JMC	256	15.39	3.84	1.54	11-12-2017	2nd
15	VUDA	490	41.52	7.35	2.94	11-12-2017	2nd
16	Unjha	360	29.01	5.40	2.16	12-12-2017	2nd
17	GHB	728	43.68	10.92	4.37	12-12-2017	2nd
18	GHB	256	13.44	3.84	1.54	12-12-2017	2nd


PMAY – AHP UC Details



(Rs. in Cr.)

Sr. No	MC/Authority	No of Dus	Project Cost	GOI Share	UC Submitted For claim of Central Share	Date Of Submission	Installment No Claimed
19	JADA	1008	71.00	15.12	6.05	02-01-2018	2nd
20	AMC	3472	216.36	52.08	20.83	18-01-2018	2nd
21	RMC	1176	91.33	17.64	7.06	26-02-2018	2nd
22	SUDA	2400	207.00	36.00	14.40	26-02-2018	2nd
23	AUDA	812	54.55	12.18	4.87	28-02-2018	2nd
24	Surat	1896	136.23	28.44	11.38	28-02-2018	2nd
25	Surat	3121	304.49	46.82	18.73	28-02-2018	2nd
26	Surat	3092	235.23	46.38	18.55	28-02-2018	2nd
27	JMC	352	28.53	5.28	2.11	12-03-2018	2nd
28	VUDA	1008	85.75	15.12	6.05	20-07-2018	2nd
29	VUDA	588	35.27	8.82	3.53	20-07-2018	2nd
30	Bavla	492	34.88	7.38	2.95	20-07-2018	2nd
Total ©		31321	2284.20	501.14	200.45		

HFAPoA & IEC UC Details



(Rs. in Cr.)

Sr. No	UC Details	GOI Share	UC Submitted For claim of Central Share	Date Of Submission
1	HFAPoA For 30 Cities	4.34	2.44	21-03-2017
2	HFAPoA For 141 Cities	7.99	5.98	18-10-2017
3	IEC	0.80	0.40	02-06-2018
Total (D)		13.13	8.82	

Progress of JnNURM

Scheme	Sanctioned	Completed	Occupied	Under Progress	Unoccupied
BSUP	1,10,296	1,10,296	1,08,419	0	1,877
IHSDP	17,539	15,027	11,514	2,512	3,513
Total	1,27,835	1,25,323	1,19,933	2,512	5,390

Progress of RAY

Scheme	Sanctioned	Completed	Occupied	Under Progress	Unoccupied	Yet to be start	Dropped
SLUM	13,121	5,895	1,378	4,193	4,517	897	2,136
AHP	17,373	15,175	12,522	1,155	2,653	0	1,043
Total	30,494	21,070	13,900	5,348	7,170	897	3,179

Progress of PMAY (U)

Sr No	Component	No. Of Projects	Total Project Cost	No. of Dwelling Units Approved	Tender Invited/ Online/ Work Order Level	Work In Progress	Completed	To be Started
1	AHP	88	6540.51	96,191	17,642	34,086	8,596	35,867
2	ISSR	108	3451.55	55,726	14,173	15,325	2,292	23,936
3	BLC	110	963.27	22,124	9,825	3,326	7	8,966
4	CLSS	-	-	68,523	Central Sector Component		68,523	-
Total		306	10,955.33	2,42,564	41,640	52,737	79,418	68,769

Around 28,000 cases pending with the nodal agencies NHB and HUDCO under CLSS Component.