

50th Central Sanctioning & Monitoring Committee (CSMC)



Pradhan Mantri Awas Yojana (U)

Friday 27th Dec., 2019



Presented by:

Mr. Lochan Sehra, I.A.S.


Secretary (Housing),

Urban Development & Urban Housing Department

Government of Gujarat

Demand - Roadmap as per HFAPoA

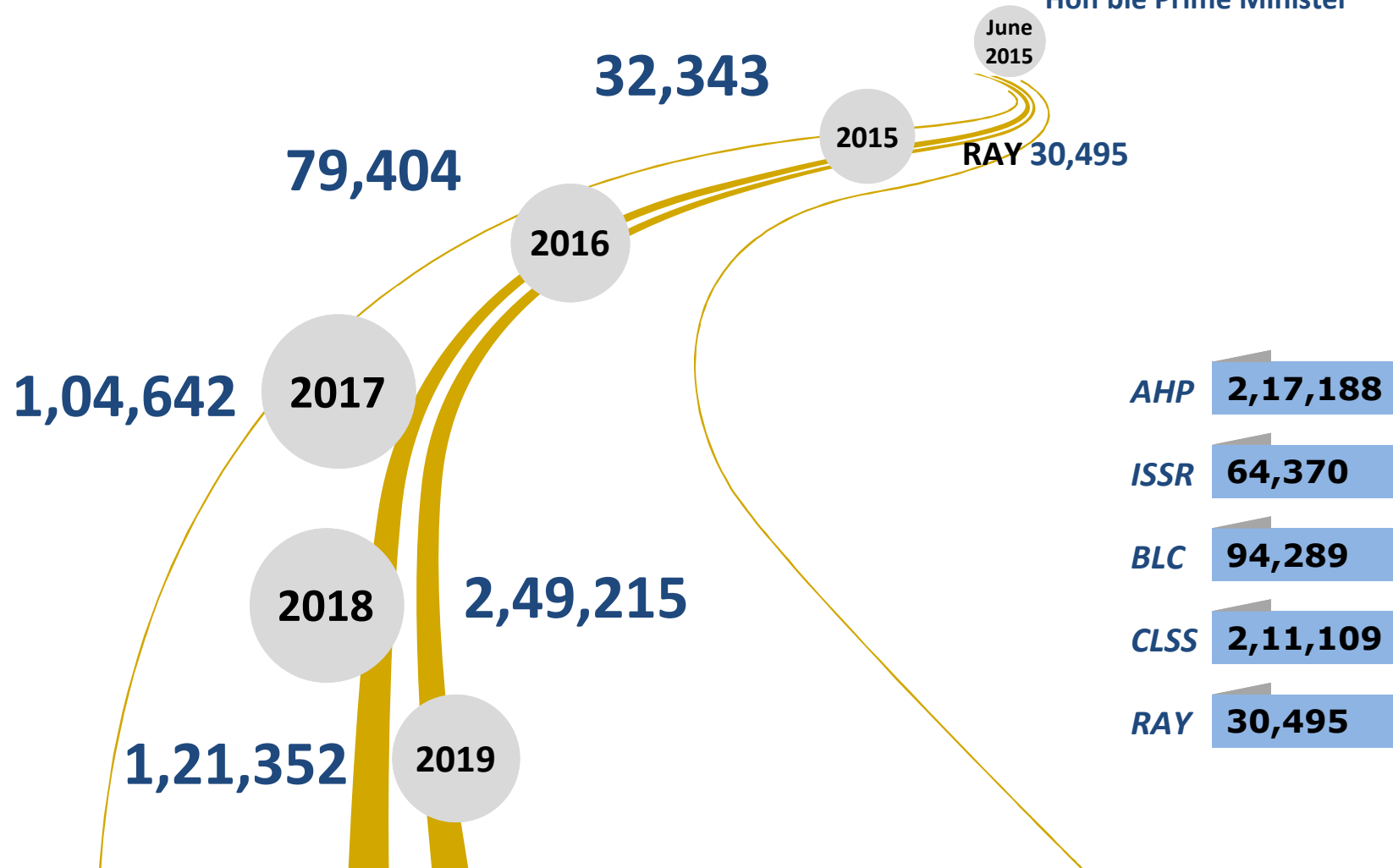
“ Total **7,64,926** Demand received under PMAY(U) by 2022



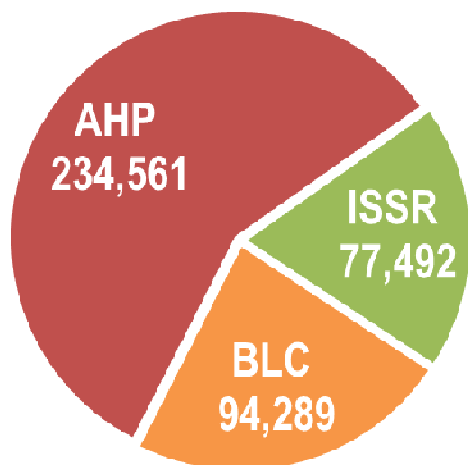
Roadmap of Achievement

“ Total **6,17,451** Houses approved under PMAY(U) under 4 verticals

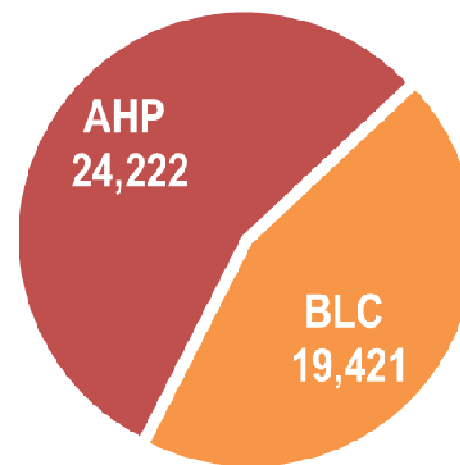
Scheme launched by
Hon'ble Prime Minister



Demand vs. Achievement under 3 components - AHP,ISSR & BLC



Achievement



Remaining Demand

Total Demand received: 4,49,985

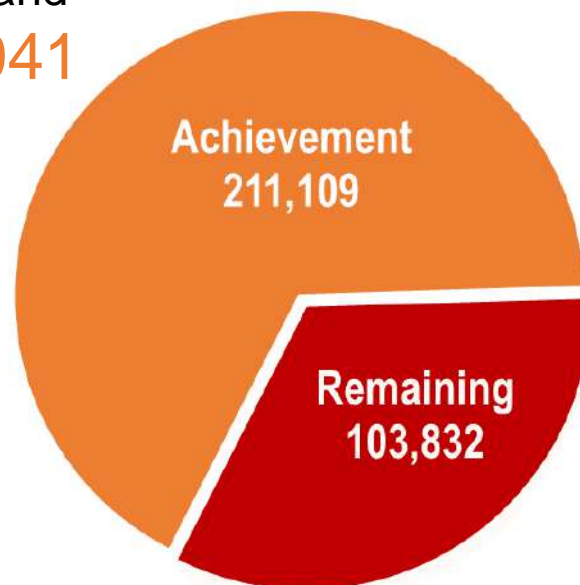
Total Achievement: 4,06,342

Proposed projects: 12,904

Remaining 30,739 houses to be approved by March 2020

Demand vs. Achievement under central sector component - CLSS

Total Demand
3,14,941



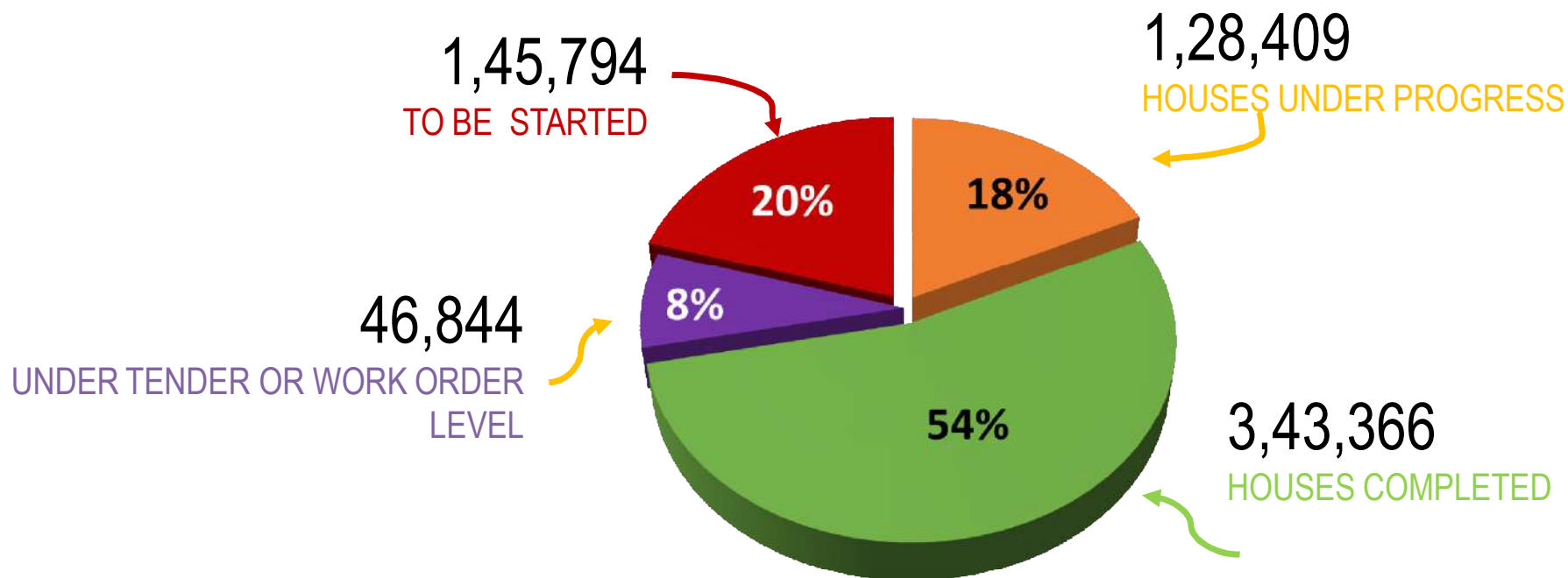
Demand received: **3,14,941**

Achievement: **2,11,109**

Remaining Demand: **1,03,832**

Remaining Demand of **1,03,832** fulfilled by **2022**

Overall Progress under Pradhan Mantri Awas Yojana(U)



COMPONENT	APPROVED	PROGRESS	COMPLETED	TENDER OR WORK ORDER LEVEL	TO BE STARTED
AHP	2,18,332	58,096	76,771	21,147	80,851
ISSR	64,370	19,404	2,976	25,697	41,770
BLC	94,289	48,186	21,974	-	19,073
CLSS	2,17,123	0	2,17,974	-	-
Total-PMAY-U	5,94,114	1,25,686	3,19,695	46,844	1,41,694
RAY	30,494	2,723	23,671	0	4100 **
Grand Total	6,24,608	1,28,409	3,43,366	46,844	1,45,794

** 3,183 houses requested to drop under RAY.


AHP : Ahmedabad Municipal Corporation




Area: Gota- T.P.-32 F.P.-171
DUs: 1,260

AHP : Surat Municipal Corporation

Area: Mota Varachha T.P.-25 F.P.-147
DUs: 560



AHP : Vadodara Urban Development Authority



Area: Sevasi T.P.-1 F.P.-119
DUs: 230

AHP : Surat Municipal Corporation



Area: Rundh-Vesu T.P.-28 F.P.-32 p-2
DU: 660

SHOT ON REDMI NOTE5 PRO
MI DUAL CAMERA



AHP : Ahmedabad Municipal Corporation



ISSR : Rajkot Municipal Corporation



Area: Hinglajnagar T.P.-2 F.P.-475

DUs: 145



ISSR : Ahmedabad Municipal Corporation



ISSR : Vadodara Municipal Corporation



BEFORE

Area: Sama Sanjayanagar
DUs: 771

ISSR : Rajkot Municipal Corporation





BLC - KALAVAD

BHANDERI RAJESHKUMAR-248025185441000015



BLC – BALASINOR

CHAUHAN DAHYABHAI SOMABHAI-248025722319400002



BLC - NAVSARI

ASHOKBHAI BABUBHAI PATEL - 248026140507100011



BLC – BAVLA

DEVIPUJAK BACHUBHAI-248024877145700021

New Project Proposal Brief

(Rs. in Cr.)

Vertical	AHP	BLC	Total
No. of Projects	08	40	48
No. of DUs	10474	2430	12904
Project Cost	687.32	99.92	787.24
Central Share	157.11	36.53	193.64
State Share	157.11	50.05	207.16
ULB Share	41.38	-	41.38
Beneficiary Share	331.72	13.39	345.11
Gol 1 st Installment	62.85	14.59	77.44

(Rs. in Lakhs)

Verticals	Per Unit Cost	Central Share	State Share	ULB Share	Benef. Share	Completion Time (Months)
AHP	6.00 to 8.5	1.5	1.5	0.00 to 0.75	3.00 to 5.5	12 to 24
BLC	4.0 to 4.5	1.5	2.0	0.00	0.50 to 1.00	12 months

New Project Proposal Brief

Checklist	Status (Y/N)
Layout plan(as per NBC norms) Attached	YES
SLAC/SLSMC approval/Minutes submitted	These projects approved in SLAC & SLSMC. Draft minutes of SLAC submitted to MoHUA. Final copy of MoM will be submitted shortly.
Land title status (encumbrance free)	YES
Entries of Annexure 7A,7B &7C	51
Beneficiary list (BLC) submitted	YES
Status of physical & social infrastructure	Near availability vicinity
Implementation plan/Completion period	YES
Beneficiary consent sought	YES

Affordable Housing in Partnership Projects (AHP)



20

(Rs. in Cr.)

Sr.	City	Implementing Agency	Category	No. of Project	No. of DUs	Project Cost	Gol Share	GoG Share	Gol 1 st Installment @ 40%
1	Ahmedabad	AMC	EWS-1	05	9126	568.69	136.89	136.89	54.76
2	Rajkot	RMC	EWS-1 & 2	03	1348	118.63	20.22	20.22	8.09
Total				08	10,474	687.32	157.11	157.11	62.85

Beneficiary Led- Construction (BLC) Projects



(Rs. in Cr.)

No. of Projects	No. of Cities	No. of DUs	Project Cost	Gol Share	GoG Share	Gol 1 st Installment @ 40%
40	36	2430	99.92	36.53	50.05	14.59



Revised Project of Affordable Housing in Partnership (AHP)

Sr. No	City	Originally Sanctioned DUs	Revised DUs	Curtailment	Remark
1.	Ahmedabad-AMC	5,000	2,849	2,151	Demand from curtailment DUs will be covered under projects put up for approval today.
2.	Ahmedabad-AMC	5,756	5,047	709	
3.	Ahmedabad-AMC	1,587	238	1,349	
Total		12,343	8,134	4,209	

UC Pending at Central level for approval & Central Assistance



23

(Rs. in Cr.)

(Rs. in Cr.)

No.	Scheme		Amount of UCs / Requested Central Assistance
1	1 st Installment		184.13
2	Submitted UCs	RAY	68.30
		RAY-AHP	1.27
		PMAY (AHP)	256.40
		BLC	247.95
		Geo Tagging	0.41
Total Amount of submitted UCs			574.33
Total			758.46

3	CLSS (Grant Awaited for 10,394 submitted claims)	243.76
	CLSS (required for Apprx. 30,000 pending claims)	715.52
Total - CLSS		959.28

Thank You

Progress of PMAY (U)

Indicators	Current Status (No.)						
Cities Approved	171						
Demand Survey Completed	Yes						
Total Demand (As per Demand Survey)	7,76,033						
Demand received through Common Service Centre and Online Application	<table> <tr> <td>CSC :</td><td>4,61,001</td></tr> <tr> <td>Citizen :</td><td>1,22,057</td></tr> <tr> <td></td><td>5,83,058</td></tr> </table>	CSC :	4,61,001	Citizen :	1,22,057		5,83,058
CSC :	4,61,001						
Citizen :	1,22,057						
	5,83,058						
Cases accepted/rejected/Pending	2,55,266/1,89,062/1,38,613						
Whether HFAPoA Submitted	Yes, Submitted for 171 cities						
Whether AIP Submitted	Yes, Submitted for 171 cities						
Whether HFAPoA & AIP entered in MIS	Yes						
SLTC/CLTC staff approved vs. placed	SLTC : 7/10 CLTC : 180/296 (Recruitment under Process)						
Target of DUs in 2019-20	1,00,000						
State Budgetary Provision for PMAY (U) in 2019-20	Rs. 1120 Cr.						

Interface with MIS

Indicators	Current Status (No.)
Survey entry made (%)	100%
Projects approved:	1121
Projects entered (7A/B/C/D)	1121
DUs approved under BLC	94,289
Beneficiaries attached	1,35,896
Houses geo-tagged	69,854
Total fund transferred through DBT (Rs. Lakhs)	0.00
National Electronic Funds Transfer (NEFT) (Rs. Lakhs)	0.00
PFMS/ DBT (Rs. Lakhs)	69,733.90
Aadhar Payment Bridge (APB) (Rs. Lakhs)	0.00

Status of EBR Assistance under PMAY(U)

(Rs. in Cr.)

Sr. No	Scheme	Amount	Central Share Released	Surrender of Rs. 4.28 Cr. of ISSR Project	Unutilized Central Share
1	AHP	413.24	158.04	0	255.20
2	BLC	292.51	253.49	0	39.02
3	ISSR	4.28	0	4.28	0
Total		710.03	411.53	4.28	294.22

Note :

- “ AHP projects: Central assistance received for the project by private developers. The fund with State share will be disbursed after approval of the State Policy.
- “ BLC projects: As per State policy, State share release in advance. Central assistances will be released after utilizations of State share, So central assistance remains with the State and will be disbursed in short duration.

Progress under JnNURM Scheme

(Rs. in Cr.)

Sr.	Scheme	No. Of Project	Total Project Cost	No. of Dwelling Units Approved	Work In Progress	Completed	Alloted	Occupied	Unoccupied
1	BSUP	27	2027.6	1,10,296	0	1,10,296	1,10,296	1,09,183	1,113
2	IHSDP	34	332.45	17,539	1,704	15,835	15,669	12,939	2,061
Total		61	2,360.05	1,27,835	1,704	1,26,131	1,25,965	1,22,122	3,174

Unoccupied houses under JnNURM Scheme

Sr. No	City	Houses involved	Houses Under Progress	Houses Un-Occupied	Reasons for un -occupancy
1	Amreli	281		176	<p>“ JnNURM scheme is closed and the other schemes are going on such as RAY and PMAY, under these schemes. Beneficiaries contribution is lesser than JnNURM and under PMAY houses given to slum dwellers without any cost. Also carpet area is increased to 30 sq.m. and higher specification provided under these schemes.</p> <p>” Thus the beneficiaries share and specisifcation is vary under different schemes. So, selected slum dwellers is not ready to pay their contribution and beneficiaries not easily finalised under JnNURM.</p> <p>” Still we are trying and instructed to ULBs to finalise beneficiaries and occupy the houses at the earliest. and the rquired fund may be managed under other State schemes.</p>
2	Ankalv	336	168	168	
3	Dhrangadhra	348		348	
4	Dahod	480		195	
5	Halvad	828	228	600	
6	Kutiyana	512	304	208	
7	Mahuva	372	372		
8	Morbi	1008		608	
9	Padara	168		8	
10	Patan	240			
11	Porbandar	2448		1113	
12	Prantij	449		50	
13	Santrampur	272	272		
14	Songadh	560	360		
15	Anand	308		308	
Total		9122	1704	3174	

Progress under RAY Schemes

(Rs. in Cr.)

Sr.	Scheme	No. Of Project	Total Project Cost	No. of DUs Approved	Work In Progress	Completed	Allotted	Occupied	Unoccupied	Yet to Start/ Dropped
1	RAY- Slum	15	568.8	13,122	2,869	7,195	4,491	3,581	3,350	3,053
2	RAY- AHP	10	1015.98	17,373	458	15,851	16,074	14,704	1,147	1,064
Total		25	1584.78	30,495	3,327	23,046	20,565	18,285	4,497	4,117

Status of Mandatory Conditions

Mandatory conditions	Current Status
Dispensing the need for separate Non Agricultural (NA) Permission	Achieved
Prepare/amend their Master Plans earmarking land for Affordable Housing	Achieved
Single-window, time bound clearance for layout approval and building permissions	Achieved
Adopt the approach of deemed building permission and layout approval on the basis of pre-approved lay outs and building plans.	Achieved
Amend or legislate existing rent laws on the lines of the Model Tenancy Act.	Under Consideration.
Additional Floor Area Ratio (FAR)/Floor Space Index (FSI)/ Transferable Development Rights (TDR) and relaxed density norms.	Achieved

Affordable Housing in Partnership (AHP) Projects

(Rs. in Cr.)

Sr	City	Implementing Agency	Category	No. of DUs	Project Cost	Gol Share	GoG Share	Gol 1 st Installment @ 40%
1	Ahmedabad	AMC	EWS-1	510	31.78	7.65	7.65	3.06
2	Ahmedabad	AMC	EWS-1	952	59.32	14.28	14.28	5.71
3	Ahmedabad	AMC	EWS-1	1,116	69.54	16.74	16.74	6.70
4	Ahmedabad	AMC	EWS-1	1,172	73.03	17.58	17.58	7.03
5	Ahmedabad	AMC	EWS-1	5,376	335.01	80.64	80.64	32.26
Total (AMC)				9,126	568.68	136.89	136.89	54.76
6	Rajkot	RMC	EWS-1	168	12.27	2.52	2.52	1.01
7	Rajkot	RMC	EWS-1	480	37.96	7.20	7.20	2.88
8	Rajkot	RMC	EWS-2	700	68.40	10.50	10.50	4.20
Total (RMC)				1,348	118.63	20.22	20.22	8.09
Total				10,474	687.32	157.11	157.11	62.85

Beneficiary Led-Construction (BLC) Projects



33

(Rs. in Cr.)

Sr.	City	No. of DUs	Project Cost	Gol Share	GoG Share	Beneficiary Share	Gol 1 st Installment @ 40%
1	Chhaya Nagarpalika Phase- 4	60	2.51	0.90	1.24	0.37	0.36
2	Dholka Nagarpalika Phase- 5	41	2.85	0.62	0.84	1.39	0.25
3	Dwarka Nagarpalika Phase- 2	40	1.58	0.60	0.82	0.16	0.24
4	Gandhinagar Urban Development Authority Phase- 5	435	16.66	6.53	8.96	1.17	2.61
5	Kapdavanj Nagarpalika Phase- 6	34	1.36	0.51	0.70	0.15	0.20
6	Mandvi Nagarpalika Phase- 2	35	1.44	0.53	0.72	0.19	0.21
7	Okha Nagarpalika Phase- 4	35	1.42	0.53	0.72	0.17	0.21
8	Salaya Nagarpalika Phase- 3	41	1.61	0.62	0.84	0.15	0.25
9	Vapi Nagarpalika Phase- 8	48	1.88	0.72	0.99	0.17	0.29
10	Bhachau Nagarpalika Phase- 6	90	4.06	1.35	1.85	0.86	0.54
11	Rajkot Urban Development Authority Phase- 13	19	0.73	0.29	0.39	0.06	0.11
12	Songadh Nagarpalika Phase- 7	30	1.36	0.45	0.62	0.29	0.18
13	Valsad Nagarpalika Phase- 8	37	1.62	0.56	0.76	0.30	0.22
14	Botad Nagarpalika Phase- 8	160	6.20	2.40	3.30	0.50	0.96
15	Rajkot Urban Development Authority Phase- 16	122	4.87	1.83	2.51	0.53	0.73

Beneficiary Led-Construction (BLC) Projects



34

(Rs. in Cr.)

Sr.	City	No. of DUs	Project Cost	Gol Share	GoG Share	Beneficiary Share	Gol 1 st Installment @ 40%
16	Rajkot Municipal Corporation Phase- 12	100	3.81	1.50	2.06	0.25	0.60
17	Damnagar Nagarpalika Phase- 2	124	5.22	1.86	2.56	0.81	0.74
18	Rajpipala Nagarpalika Phase- 4	33	1.35	0.50	0.68	0.17	0.20
19	Amreli Nagarpalika Phase- 5	29	1.25	0.44	0.60	0.22	0.17
20	Chorwad Nagarpalika Phase- 3	48	2.01	0.72	0.99	0.30	0.29
21	Jafrabad Nagarpalika Phase- 3	16	0.69	0.24	0.33	0.12	0.10
22	Jasdan Nagarpalika Phase- 6	26	1.09	0.39	0.54	0.17	0.16
23	Jetpur Nagarpalika Phase- 7	81	3.52	1.22	1.67	0.63	0.49
24	Khambhaliya Nagarpalika Phase- 4	23	1.00	0.35	0.47	0.18	0.14
25	Rajkot Urban Development Authority Phase- 14	71	4.13	1.07	1.46	1.60	0.43
26	Talala Nagarpalika Phase- 3	18	0.75	0.27	0.37	0.11	0.11
27	Vanthli Nagarpalika Phase- 3	15	0.65	0.23	0.31	0.11	0.09
28	Wadhvan Nagarpalika Phase- 7	69	2.98	1.04	1.42	0.52	0.41
29	Ankleshwar Nagarpalika Phase- 5	34	1.36	0.51	0.70	0.15	0.20
30	Chhota Udepur Nagarpalika Phase- 7	31	1.23	0.47	0.64	0.12	0.19

Beneficiary Led-Construction (BLC) Projects



35

(Rs. in Cr.)

Sr.	City	No. of DUs	Project Cost	Gol Share	GoG Share	Beneficiary Share	Gol 1 st Installment @ 40%
31	Dahod Nagarpalika Phase- 6	30	1.15	0.45	0.62	0.09	0.18
32	Navsari Nagarpalika Phase- 12	50	1.99	0.75	1.03	0.21	0.30
33	Pardi Nagarpalika Phase- 9	68	2.57	1.02	1.40	0.14	0.41
34	Umargam Nagarpalika Phase- 7	40	1.54	0.60	0.82	0.12	0.24
35	Anand Nagarpalika Phase- 7	57	2.21	0.86	1.17	0.18	0.34
36	Kathlal Nagarpalika Phase- 6	42	1.61	0.63	0.87	0.12	0.25
37	Kheda Nagarpalika Phase- 6	28	1.08	0.42	0.58	0.08	0.17
38	Ode Nagarpalika Phase- 4	62	2.40	0.93	1.28	0.19	0.37
39	Rajkot Urban Development Authority Phase- 15	20	0.75	0.30	0.41	0.04	0.12
40	Umreth Nagarpalika Phase- 5	88	3.43	1.32	1.81	0.30	0.53
Total		2,430	99.92	36.53	50.05	13.39	14.59



Revised Project of Affordable Housing in Partnership (AHP)

Sr. No	Name of City	Originally Approved Details				Revised Details					
		CSMC No. CSMC Date	No of DUs	Project Cost	GOI Share	Revised No of DUs	Revised Project Cost	Revised GOI Share	Revised GOG Share	Revised Beni. Share	Revised ULB Share
1	Ahmedabad (AMC)	15 th 22-11-16	5,000	311.57	75.00	2,849	177.53	42.73	42.73	85.47	659.54
2	Ahmedabad (AMC)	25 th 23-08-17	5,756	358.68	86.34	5,047	314.50	75.70	75.70	151.41	11.68
3	Ahmedabad (AMC)	25 th 23-08-17	1,587	98.89	23.80	238	14.83	3.57	3.57	7.14	0.55
Total			12,343	769.14	185.14	8,134	506.86	122	122	244.02	671.77

Housing for All Plan of Action

- We have already submitted HFAPoA for all 171 Urban Towns of Gujarat
- Out of 171, HFAPoA of 68 cities were not reflected in the submission at MoHUA,

As discussed and suggested , we have resubmitted HFAPoA of 68 towns vide letter no.

AHM/HFAPoA/2018-19/2644 dated 28th Jan. 2019.

- Please consider the above HFAPoA and reflect in the minutes

Submitted UCs of PMAY(U) - BLC

(Rs. in Cr.)

Sr. No	CSMC & Date	UC Submitted For claim of Central Share	Date Of Submission	Installment No Claimed
1	15th CSMC Dtd 22-11-16	19.06	26/04/2019	2nd
2	21st CSMC Dtd 24-04-17	23.23	26/04/2019	
3	25th CSMC Dtd 23-08-17	16.86	26/04/2019	
4	30th CSMC Dtd 07-02-18	48.27	26/04/2019	
5	32nd CSMC Dtd 26-03-18	15.85	26/04/2019	
6	36 th CSMC Dtd 24-07-18	57.36	22/10/2019	
7	38 th CSMC Dtd 26-03-19	67.33	16/11/2019	
Total		247.96		

Submitted UCs of - RAY



39

(Rs. in Cr.)

Sr. No	MC/Authority	No of DUs	UC Submitted For claim of Central Share	Date Of Submission	Installment No Claimed	Remarks
1	VMC	1448	12.43	19/08/2016	2nd	300 DU's completed
2	Palanpur	1776	17.38	20/12/2016		240 DU's Completed
3	Surendranagar	960	11.14	02/01/2017		450 DU's Completed
Total (A)		4184	40.95			
4	AMC	1344	6.51	04/09/2017	3rd	1184 DUs Completed
5	AMC	1184	5.70	04/09/2017		Work Completed
6	Thangadh	420	3.07	26/02/2018		416 DUs Completed
7	VMC	498	1.13	20/03/2018		366 DUs Completed
8	Bharuch	512	2.29	06/11/2018		408 DU's Completed
9	Kodinar	480	2.38	17/11/2018		400 DU's Completed
10	VMC	1491	2.08	25/06/2019		1012 DU's Completed
11	SUDA	848	1.27	07/09/2018		Work Completed
12	VMC	1856	4.20	03/05/2019		-
Total (B)		8633	28.63			
Total (A+B)		12817	69.58			

UCs of supportive activities

(Rs. in Cr.)

Sr. No	Particulars	UC Submitted For claim of Central Share	Date Of Submission	Installment No Claimed
1	Geo-tagging	0.03	26/04/2019	2nd
2	Geo-tagging	0.08	26/04/2019	
3	Geo-tagging	0.19	26/04/2019	
4	Geo-tagging	0.11	26/04/2019	
Total		0.41		