

Pradhan Mantri Awas Yojana (PMAY-U)



Proposal for New 85 projects under Vertical III & IV and Annual Capacity Building Plan for the Year 2019 - 2020

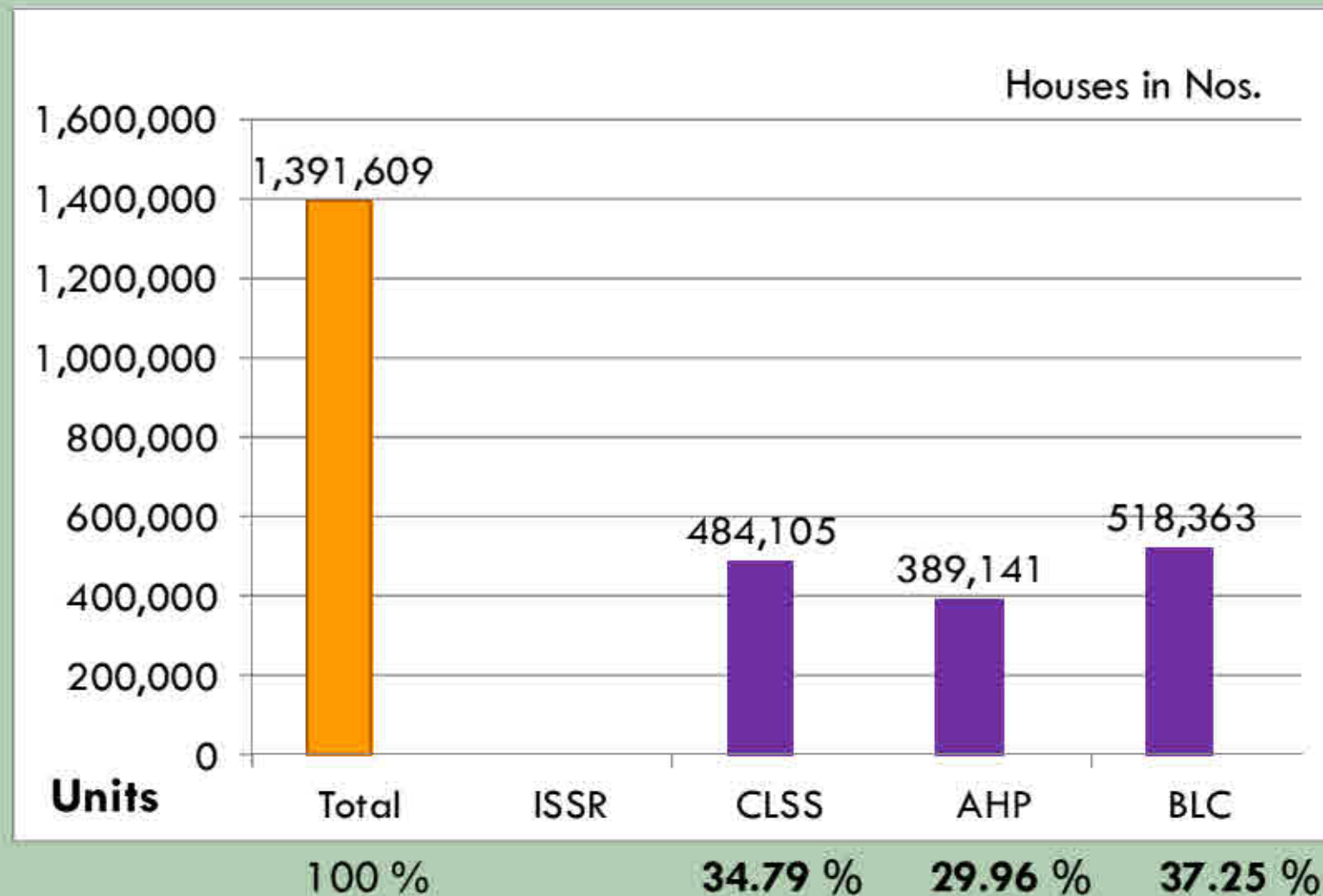
Presented to 44th CSMC meeting on 28.06.2019



Government of Tamil Nadu

SLNA - Tamil Nadu Slum Clearance Board

Housing requirement assessed under the Four Verticals in 666 Cities/Towns

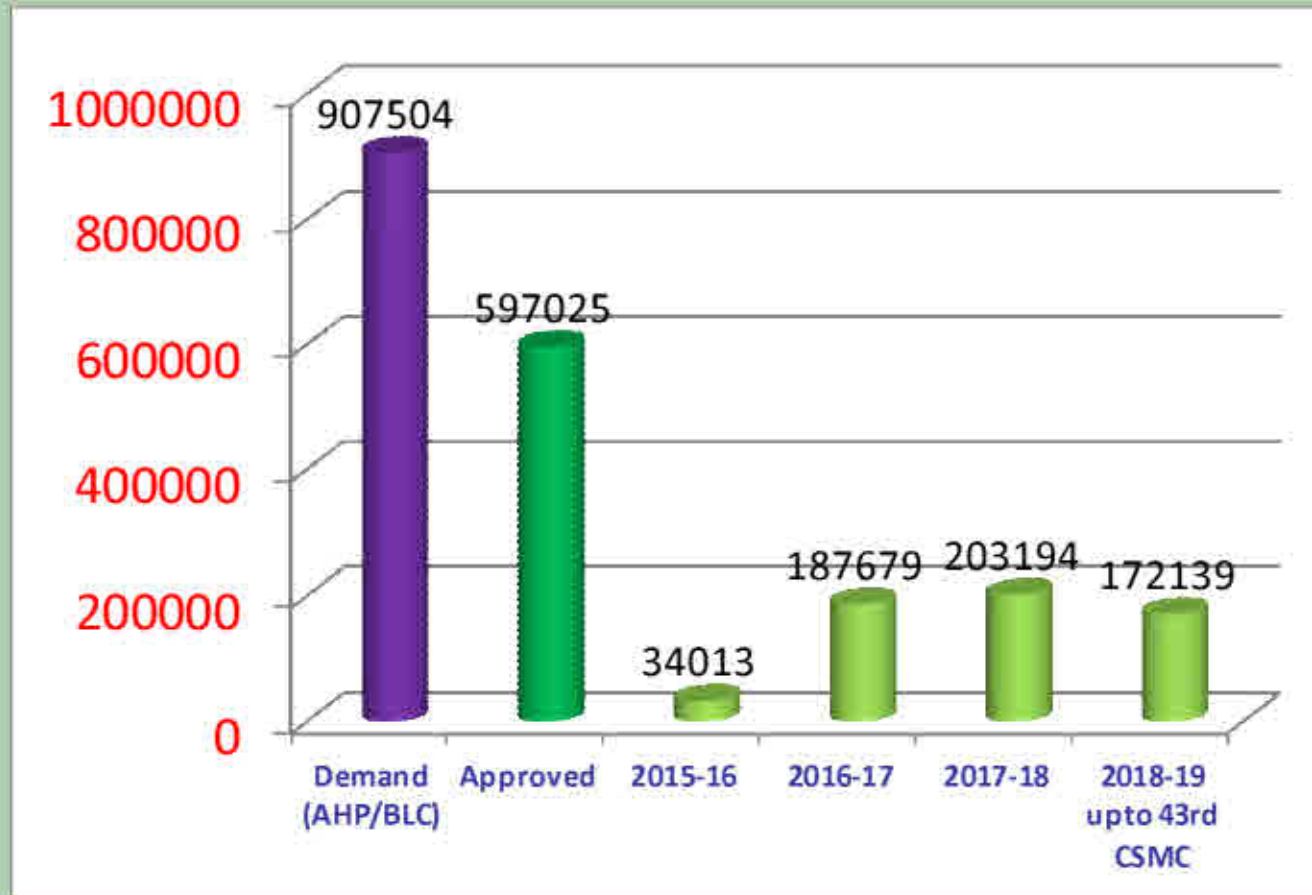


Source: ULB Survey, Common Service Centre (CSC) & Online/Citizen

- ❖ HFAPoAs for 666 cities /Towns have been submitted to Gol .
- ❖ 429 HFAPoAs have been approved, balance approval awaited.

Houses Sanctioned under AHP & BLC (from 08.12.2015)

Houses in Nos.



Demand under
AHP - 3,89,141
BLC - 5,18,363
Total - 9,07,504

Total Units sanctioned under AHP & BLC : 5,97,025

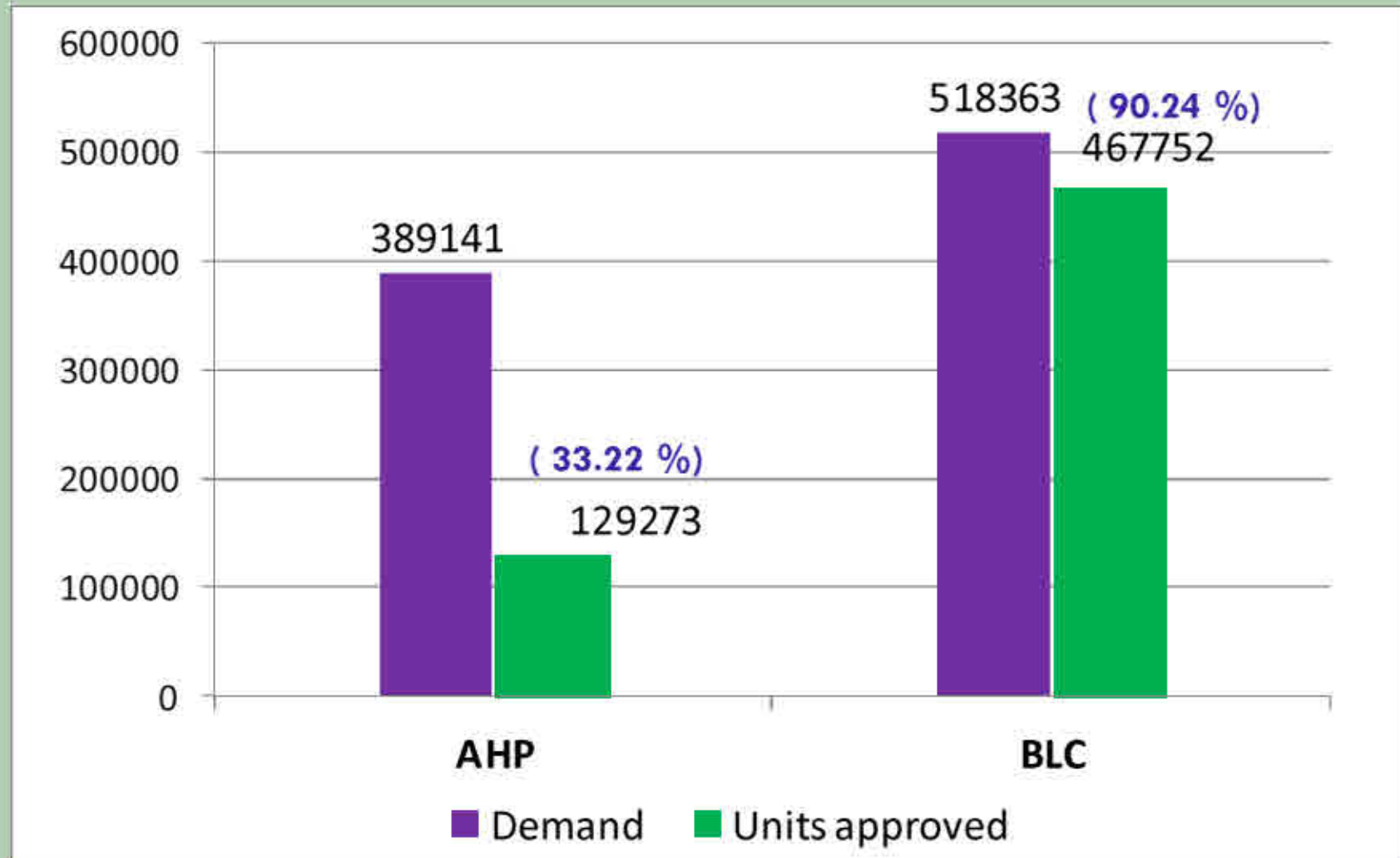
Details of the Projects Approved so far

Rs.in Crore

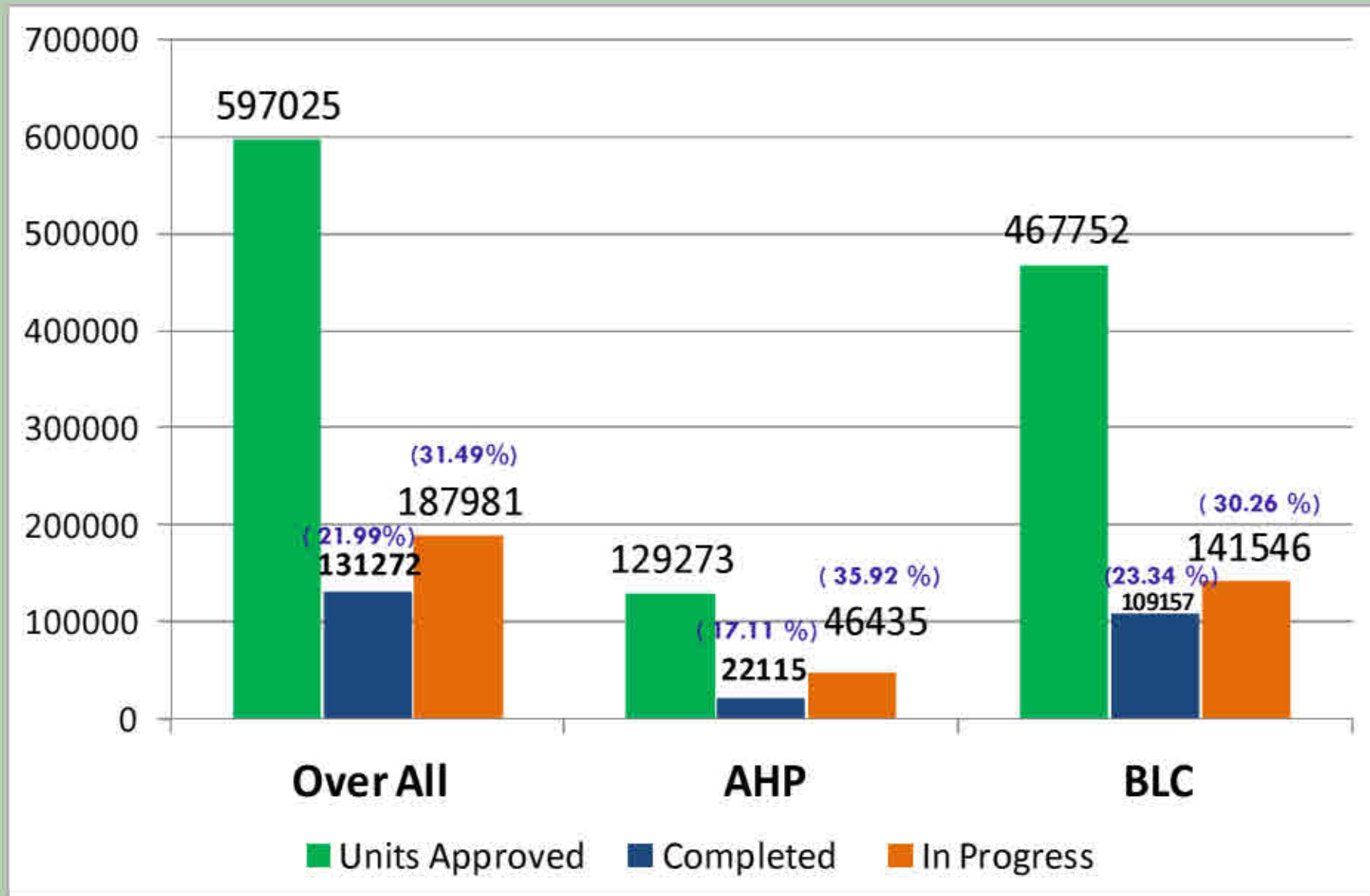
Vertical	No of Projects	No. of tenements / houses	Project cost	GOI Grant	GoTn Grant	Institutional share/TDR	Beneficiaries share
AHP	259	129273	13391.10	1939.10	7530.12	430.08	3491.75
BLC	2204	467752	14165.84	7016.28	2806.51	0	4343.05
Total	2463	597025	27556.92	8955.38	10336.63	430.08	7834.80

Demand Survey Vs Approval (upto 43rd CSMC)

5



Approval Vs Progress (upto 31.5.2019)



Physical Progress - AHP PROJECTS

No. Of Projects approved	No. Of Units Approved	Completed	In Progress	Tender / Work Order Stage	Tenders to be called for	Estimate Stage
259	129273	22308	47994	31109	29293	36382

Road Map for Completion of 46,435 units (In progress)

- By October'19 - 6,435 (13.85 %)
- By December'19 - 6,037 (13.00%)
- By March'20 - 6,037 (13.00%)
- By March'21 - 27,926 (60.14%)

Note:

- For 8,474 DUs tendering will be called for during July 2019

Physical Progress - BLC PROJECTS

No. Of Projects	No. Of Units	Work order issued	Grounded	In Progress					Completed
				Foundati on	Plinth	Lintel	Roof	Total	
2204	467752	385846	385846	51,935	-	24,528	38,293	1,14,756	1,56,411

Road Map for Completion of 1,41,546 units in progress

- By July'19 - 15,000 (10.60 %)
- By September'19 - 17,983 (12.70%)
- By December'19 - 17,983 (12.70%)
- By March'20 - 17,983 (12.70%)
- By March'21 - 72,597 (51.29%)
- TOTAL - 1,415,46 (100 %)**