

PAO(Sectt.)/HUA/Admin/Advice/2019-20/
GOVERNMENT OF INDIA
PAO(Sectt.), M/o Housing and Urban Affairs
507-C(wing), Nirman Bhawan, New Delhi
Telephone No: 23062664 Fax No: 23062664

To,
The General Manager,
Reserve Bank of India,
Central Accounts Section,
Additional Office Building,
East High Court Road,
NAGPUR - 440 001

Code No:	707
Advice No:	390
Advice Date:	01/10/2019

Sir,


Please debit our account with Rs. **1,86,60,000/- (One Crore Eighty Six Lakh Sixty Thousand Only.)** by contra credit to the following accounts of the Governments with the amounts mentioned against each:

Month and Year of Accounts: October, 2019				The Amount to be Settled: October, 2019	
Sl.No.	Name of the State	State Code	Scheme Code	Amount	Sanction No. and Date
1	TAMIL NADU	108	1989-STATE AND UT GRANTS UNDER PMAY (URBAN)	1,86,60,000	N-11012/68/2019-HFA-III-UD (E 9070256) dated 26/09/2019
GRAND TOTAL:				1,86,60,000	

Signature of the authorized official


(Pawan Kumar Bhatnagar)
Senior Accounts Officer

1 O/o the Accountant General (A&E) I, Tamil Nadu, No 361, Anna Salai, Teynampet, Chennai -600018
2 Sh Vinod Gupta, US (HFA) Ministry of Housig & Urban Affairs


(Pawan Kumar Bhatnagar)
Senior Accounts Officer

① AO-HFA

② Mon - ~~Call Sunday~~
14/10/19

③ MIS-HFA


11/10/19

File No. N-11012/68/2019-HFA-III-UD (E : 9070256)
 Government of India
 Ministry of Housing and Urban Affairs
 (HFA-III)

Nirman Bhawan, New Delhi.
 Dated: 26th September 2019

To

Pay and Accounts Officer (Sectt.),
 Ministry of Housing and Urban Affairs,
 Nirman Bhawan,
 New Delhi -11

Sub: Release of Central Assistance under Pradhan Mantri Awas Yojana (PMAY) (Urban) - Housing for All Mission to State Govt. of Tamil Nadu for the financial year 2019-20.

Sir,

The undersigned is directed to convey the Sanction of the President of India to the release of **Rs. 1,86,60,000/- (Rupees One Crore Eighty Six Lakh Sixty Thousand only) to State Govt. of Tamil Nadu** as part of 1st instalment of central grant (**Scheduled Tribe Component**) for Creation of Capital Assets under Pradhan Mantri Awas Yojana (PMAY) (Urban) for the FY 2019-20.

2. The statement showing details of the 197 **BLC** projects against which the above Grant is released towards 1st instalment of the Central Assistance is **annexed**.
3. Based on decision and recommendations of CSMC under Pradhan Mantri Awas Yojana (PMAY) (Urban) in its **42nd meeting held on 30th January, 2019**, the amount of central grant is being released subject to the following conditions:
 - i. Necessary sanctions/ approvals/ compliances required under the statutory or other regulatory regime as applicable would be obtained by the authority (ies) concerned with the project (s).
 - ii. The State Government and implementing agencies shall put in place a monitoring system to ensure that the project (s) achieve scheduled milestone and envisaged outcomes including implementation of reforms and other conditionalities required under the scheme.
 - iii. The State Govt./implementing agencies shall utilize the grant in accordance with the approved guidelines for the implementation of the Scheme of PMAY(U).
 - iv. The State Govt./ULB shall provide funds as per approvals in the projects.
 - v. The State Government shall furnish Utilization Certificates of the Grant released in the prescribed format (form 19-A) as per GFR – 2017 and as provided in the scheme guidelines.
 - vi. The funds shall be utilized for the purpose for which these are sanctioned; otherwise these will have to be refunded along with interest as per provisions for GFR-2017.
 - vii. State should ensure that data entry in PMAY (U) – MIS portal are completed at the earliest. The said amount is being released on the basis of valid beneficiaries entered

[Handwritten signature]

in PMAY (U)-MIS. Remaining part of 1st instalment/Subsequent instalment will be released based on valid beneficiaries entered in PMAY (U)-MIS.

- viii. The agencies responsible for implementation of PMAY (U) should get themselves registered on PFMS portal.
- ix. Transfers of funds to different entities and individual beneficiaries shall be made through PFMS/DBT, as applicable.

4. Release of the Grant may kindly be made to the State Government immediately. The funds may thereafter be released to the implementing agencies without any delay failing which the amounts would be recovered from the State Government with interest for the period of default.

5. The amount is debitible from the account of the Central Government in the books under the following Head of Account under Demand No. 56 of M/o Housing and Urban Affairs for the year 2019-20:

Major Head:	3601	Grants-in-aid to State Governments
Sub-Major Head	06	Centrally Sponsored Scheme
Minor Head	796	Scheduled Tribe Component
Sub Head	17	Urban Housing- Other Grants
Detailed Head	01	Pradhan Mantri Awas Yojana (Urban)
Object Head	17.01.35	Grants for Creation of Capital Assets

6. The amount will be credited to the State Government's account in RBI as per procedure laid down by Ministry of Finance, Department of Expenditure vide O.M. No. F-II (45/76/SC) dated 22.02.1977.

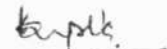
7. As per rule 236(1) of GFR, 2017, the relevant accounts of the Grantee institution(s)/ Organisation(s) shall be open to inspection by the sanctioning authority and audit, both by the Comptroller and Auditor General of India under the provision of CAG (DPC) Act 1971 and internal audit by the Principal Accounts Office of the Ministry or Department, whenever the Institution or Organisation is called upon to do so.

8. This being the first instalment of the grant under PMAY (U), no UC is pending from the State Government against these projects.

9. This issues with the concurrence of the Finance Division vide their No.# 8-10 (E: 9070256) dated 19.08.2019.

10. This sanction has been registered at S.No. 70 in the Sanction Register of HFA Directorate (HFA.III Section) of the Ministry of HUA for the year 2019-20.

Yours faithfully,

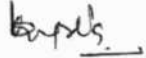


(Vinod Gupta)

Under Secretary to the Government of India
Tele No. 011-23062859

Copy to:-

1. The Principal Secretary, Tamil Nadu Slum Clearance Board, Government of Tamil Nadu, 5, Kamarajar Salai, Chepauk, Chennai-600005.
2. The Managing Director, TNSCB, Kamarajar Salai, Chepauk, Chennai – 600 005.
3. Accountant General (A&E), Tamil Nadu
4. CCA, MoHUA
5. Director, IFD, MoHUA
6. Deputy Secretary (Budget), MoHUA
7. NITI Aayog, SP Divn. / DR Divn. New Delhi
8. O/o CGA, Mahalekha Niyantarak Bhavan, New Delhi.
9. Dy. Chief (MIS/DRMC), HFA Directorate to place this sanction at appropriate place on the Website of the Ministry.
10. DS (HFA-3), MoHUA.
11. PMU (MIS), HFA Directorate
12. AO (HFA), MoHUA
13. Sanction folder.
14. File Copy



(Vinod Gupta)

Under Secretary to the Government of India

Annexure to sanction order No. N-11012/68/2019-HFA-III-UD (E 9070256) Dated: 09.2019												
Tamil Nadu BLC Projects (1st Instalment, Release no. : 1) (Attachment ID: ATACH00078) ST Head												
S.No	City	Central Assistance (Rs. in lakhs)	Total Beneficiary as per Annexure/DPR	No. Of Beneficiaries as per DPR			Total No. of Valid Beneficiaries	No. of Valid Beneficiaries			Component In ST (Rs. in lakhs)	
				ST	SC	Others		ST	SC	Others		
1	Agastheeswaram	43.5	29	28	1	0	27	26	1	0	0.00	
2	Alagappapuram	84	56	45	11	0	56	45	11	0	0.00	
3	Alur	130.5	87	76	11	0	87	76	11	0	0.00	
4	Ammappettai	45	30	25	5	0	27	23	4	0	0.00	
5	Anakaputhur	82.5	55	8	47	0	44	8	36	0	0.00	
6	Anakaputhur	75	50	39	7	4	45	35	7	3	1.80	
7	Andipatti	13.5	9	8	1	0	9	8	1	0	0.00	
8	Anjuparamam	55.5	37	33	4	0	36	33	3	0	0.00	
9	Anthiyur	45	30	24	6	0	29	24	5	0	0.00	
10	Arachalur	73.5	49	39	10	0	27	17	10	0	0.00	
11	Araonam	372	248	162	86	0	235	149	86	0	0.00	
12	Aralimozhi	54	36	21	15	0	34	19	15	0	0.00	
13	Arali	562.5	375	305	63	7	367	297	63	7	4.20	
14	Arakurichi	60	40	29	11	0	40	29	11	0	0.00	
15	Arumana	31.5	21	20	1	0	19	18	1	0	0.00	
16	Athur	156	104	104	0	0	58	58	0	0	0.00	
17	Avaipondurai	15	10	7	3	0	10	7	3	0	0.00	
18	Azhagapandipuram	90	60	57	3	0	60	57	3	0	0.00	
19	B. Meenakshipura	24	16	6	10	0	14	5	9	0	0.00	
20	Bhavani	75	50	35	15	0	40	35	5	0	0.00	
21	Shivanagiri	159	106	74	32	0	71	48	23	0	0.00	
22	Boothapandi	31.5	21	16	5	0	16	12	4	0	0.00	
23	Boothipuram	34.5	23	17	6	0	23	17	6	0	0.00	
24	Chengapatu	150	100	69	31	0	91	60	31	0	0.00	
25	Chengapatu	150	100	69	31	0	90	59	31	0	0.00	
26	Chengam	135	90	90	0	0	65	65	0	0	0.00	
27	Chennai	1893	1262	922	327	13	1262	924	327	11	6.60	
28	Chennai	607.5	405	171	180	54	396	168	175	53	31.80	
29	Chennai	1530	1020	560	440	20	999	554	427	18	10.80	
30	Chennai	331.5	221	87	134	0	217	83	134	0	0.00	
31	Chennai	1650	1100	160	940	0	1093	160	933	0	0.00	
32	Chennai	1050	700	315	384	1	660	303	356	1	0.60	
33	Chennai	1905	1270	219	1051	0	1235	183	1052	0	0.00	
34	Chennai	759	506	43	463	0	506	50	456	0	0.00	
35	Chennai	378	252	133	119	0	182	70	112	0	0.00	
36	Chennai	487.5	325	18	307	0	316	18	298	0	0.00	
37	Chennai	501	334	79	255	0	334	80	254	0	0.00	
38	Coimbatore	1125	750	625	115	10	739	624	115	0	0.00	

5

39	Coimbatore	150	100	80	20	0	100	80	20	0	0.00
40	Coimbatore	562.5	375	329	46	0	370	327	43	0	0.00
41	Coimbatore	525	350	275	75	0	348	273	75	0	0.00
42	Cuddalore	828	552	364	173	15	443	287	141	15	9.00
43	Cuddalore	1851	1234	745	486	3	903	583	317	3	1.80
44	Devadanapatti	69	46	29	17	0	46	29	17	0	0.00
45	Dharapuram	150	100	58	42	0	53	23	30	0	0.00
46	Edaicode	96	64	62	2	0	61	59	2	0	0.00
47	Edappadi	300	200	194	6	0	50	44	6	0	0.00
48	Eranjel	22.5	15	15	0	0	15	15	0	0	0.00
49	Erode	76.5	51	39	12	0	30	18	12	0	0.00
50	Erode	100.5	67	41	26	0	67	41	26	0	0.00
51	Ezhudesam	193.5	129	95	34	0	129	95	34	0	0.00
52	Ganapathipuram	67.5	45	44	1	0	45	44	1	0	0.00
53	Gobichettipalaya m	180	120	80	40	0	70	55	15	0	0.00
54	Gudalur	1027.5	685	127	548	10	265	90	165	10	6.00
55	Kadayal	78	52	50	0	2	14	14	0	0	0.00
56	Kaliyakkavilai	75	50	49	1	0	50	49	1	0	0.00
57	Kallukuttam	112.5	75	71	4	0	74	70	4	0	0.00
58	Kamayagoundan patti	28.5	19	18	1	0	19	18	1	0	0.00
59	Kancheepuram	225	150	49	101	0	128	46	82	0	0.00
60	Kancheepuram	300	200	107	93	0	181	96	85	0	0.00
61	Kanjikoil	45	30	25	5	0	30	25	5	0	0.00
62	Kanniyakumari	13.5	9	9	0	0	9	9	0	0	0.00
63	Kappiyarai	289.5	193	189	4	0	165	162	3	0	0.00
64	Karambakkudi	252	168	83	85	0	63	38	25	0	0.00
65	Karungal	202.5	135	133	2	0	122	120	2	0	0.00
66	Karur	300	200	168	32	0	199	168	31	0	0.00
67	Keeramangalam	67.5	45	27	18	0	29	27	2	0	0.00
68	Keeranur	670.5	447	216	231	0	120	43	77	0	0.00
69	Keezhkulam	78	52	52	0	0	52	52	0	0	0.00
70	Killai	210	140	115	25	0	81	71	10	0	0.00
71	Killiyoor	84	56	55	1	0	51	50	1	0	0.00
72	Kolappalur	30	20	15	5	0	20	15	5	0	0.00
73	Kollancode	174	116	108	8	0	116	108	8	0	0.00
74	Kombai	22.5	15	14	1	0	14	13	1	0	0.00
75	Kothanallur	114	76	75	1	0	75	74	1	0	0.00
76	Kottaram	55.5	37	32	5	0	37	32	5	0	0.00
77	Krishnarayapura m	37.5	25	0	14	11	25	0	14	11	6.60
78	Kuhalur	60	40	30	10	0	40	30	10	0	0.00
79	Kulasekaram	82.5	55	52	3	0	54	51	3	0	0.00
80	Kulithalai	52.5	35	23	12	0	17	10	7	0	0.00

4

81	Kumarapuram	109.5	73	73	0	0	50	50	0	0	0.00
82	Kumbakonam	750	500	296	204	0	305	259	46	0	0.00
83	Lakkampatti	90	60	50	10	0	60	50	10	0	0.00
84	Madathukulam	75	50	44	6	0	47	44	3	0	0.00
85	Maduranthakam	300	200	46	154	0	172	20	152	0	0.00
86	Maduranthakam	300	200	41	159	0	171	19	152	0	0.00
87	Mamsapuram	85.5	57	50	7	0	57	50	7	0	0.00
88	Manavalakurichi	46.5	31	30	1	0	31	30	1	0	0.00
89	Mandalkadu	106.5	71	71	0	0	68	68	0	0	0.00
90	Markayankottai	19.5	13	12	1	0	13	12	1	0	0.00
91	Marudur	33	22	14	8	0	18	10	8	0	0.00
92	Marungur	45	30	27	3	0	30	27	3	0	0.00
93	Mayiladuthural	225	150	135	15	0	148	134	14	0	0.00
94	Melachokkanathapuram	34.5	23	20	3	0	23	20	3	0	0.00
95	Melpattampakkam	30	20	15	5	0	12	10	2	0	0.00
96	Melvissharam	516	344	313	31	0	343	312	31	0	0.00
97	Mettur	225	150	120	27	3	60	58	2	0	0.00
98	Mulagumudu	46.5	31	31	0	0	28	28	0	0	0.00
99	Muthupet	300	200	150	50	0	156	106	50	0	0.00
100	Mylaady	19.5	13	13	0	0	13	13	0	0	0.00
101	Nalloor	19.5	13	13	0	0	12	12	0	0	0.00
102	Namakkal	300	200	180	20	0	101	83	18	0	0.00
103	Nangavaram	46.5	31	19	12	0	17	7	10	0	0.00
104	Nasiyanur	45	30	20	10	0	30	20	10	0	0.00
105	Nelliyalam	516	344	23	136	185	241	19	76	146	87.60
106	Nerunjipttai	15	10	7	3	0	6	4	2	0	0.00
107	Neyoor	15	10	9	1	0	10	9	1	0	0.00
108	Olagadam	30	20	15	5	0	18	15	3	0	0.00
109	P.J. Cholapuram	124.5	83	72	10	1	68	60	7	1	0.60
110	P.Mettupalayam	45	30	25	5	0	30	25	5	0	0.00
111	Pacode	295.5	197	197	0	0	183	183	0	0	0.00
112	Padaiveedu	150	100	82	18	0	32	15	17	0	0.00
113	Palappallam	108	72	56	16	0	71	55	16	0	0.00
114	Pallathur	30	20	18	2	0	18	16	2	0	0.00
115	Palugal	109.5	73	70	3	0	56	54	2	0	0.00
116	Paramakudi	225	150	122	28	0	118	90	28	0	0.00
117	Periyakodiveri	75	50	35	15	0	50	35	15	0	0.00
118	Perundurai	45	30	18	12	0	14	7	7	0	0.00
119	Pethampalayam	22.5	15	8	7	0	15	8	7	0	0.00
120	Pollachi	112.5	75	34	41	0	44	34	10	0	0.00

5

121	Ponmanai	87	58	55	3	0	44	41	3	0	0.00
122	Puliyur	33	22	14	8	0	22	14	8	0	0.00
123	Punjal Thottakurichi	63	42	31	11	0	37	26	11	0	0.00
124	Punjalpugalur	34.5	23	20	2	1	23	20	2	1	0.60
125	Punjaipuliampatti	120	80	33	47	0	72	33	39	0	0.00
126	Puthalam	75	50	49	1	0	44	43	1	0	0.00
127	Ramanathapuram	225	150	145	5	0	61	60	1	0	0.00
128	Ranipettai	322.5	215	48	167	0	214	48	166	0	0.00
129	Rasipuram	225	150	114	28	8	79	71	7	1	0.60
130	Reethapuram	84	56	53	3	0	53	50	3	0	0.00
131	Salangapalayam	54	36	31	5	0	36	31	5	0	0.00
132	Salem	1500	1000	700	250	50	566	408	155	3	1.80
133	Salem	1929	1286	1036	250	0	880	745	135	0	0.00
134	Sathyamangalam	225	150	119	30	1	144	119	24	1	0.60
135	Seerapalli	45	30	22	8	0	23	15	8	0	0.00
136	Suchindrum	33	22	20	2	0	22	20	2	0	0.00
137	Thalainayar	525	350	192	158	0	345	192	153	0	0.00
138	Thamaraikulam	135	90	38	52	0	75	36	39	0	0.00
139	Thazhakudy	90	60	44	16	0	60	44	16	0	0.00

1

140	Thengampudur	109.5	73	71	2	0	73	71	2	0	0.00
141	Thenkarai	72	48	28	20	0	35	18	17	0	0.00
142	Thenthamaraiikulam	144	96	95	1	0	95	94	1	0	0.00
143	Thevaram	18	12	11	1	0	11	10	1	0	0.00
144	Thingalnagar	58.5	39	37	2	0	39	37	2	0	0.00
145	Thirparappu	112.5	75	74	1	0	71	70	0	1	0.60
146	Thirumangalam	375	250	180	70	0	169	150	19	0	0.00
147	Thirumazhisai	82.5	55	52	3	0	48	45	3	0	0.00
148	Thirupuvanam	165	110	94	16	0	90	86	4	0	0.00
149	Thiruvattar	30	20	20	0	0	14	14	0	0	0.00
150	Thiruvithancode	115.5	77	72	5	0	76	71	5	0	0.00
151	Thoothukkudi	786	524	390	134	0	391	330	61	0	0.00
152	Tiruppur	376.5	251	121	130	0	251	121	130	0	0.00
153	Tiruppur	600	400	184	216	0	399	184	215	0	0.00
154	Tiruppur	495	330	272	58	0	330	272	58	0	0.00
155	Tiruppur	375	250	196	48	6	130	118	6	6	3.60
156	Tiruppur	300	200	165	35	0	199	164	35	0	0.00
157	Tiruttani	300	200	35	145	20	195	35	145	15	9.00
158	Tiruvethipuram	156	104	75	25	4	104	75	25	4	2.40
159	TNPL Pugalur	48	32	24	8	0	22	16	6	0	0.00
160	Udhagamandalam	906	604	512	90	2	202	112	90	0	0.00
161	Udumalaipettai	300	200	172	28	0	145	133	12	0	0.00
162	Unnamalaikadai	34.5	23	23	0	0	23	23	0	0	0.00
163	Uppidamangalam	42	28	20	7	1	15	8	7	0	0.00
164	Usilampatti	375	250	221	29	0	94	94	0	0	0.00
165	Uthamapalayam	13.5	9	6	3	0	9	6	3	0	0.00
166	Uthukuli	51	34	19	15	0	34	19	15	0	0.00
167	Vadamadurai	106.5	71	57	14	0	69	55	14	0	0.00
168	Vadugapatti	19.5	13	6	7	0	13	5	8	0	0.00
169	Valvathankoshtam	42	28	28	0	0	27	27	0	0	0.00
170	Vaniputhur	30	20	15	5	0	20	15	5	0	0.00
171	Vedaranyam	450	300	147	153	0	300	147	153	0	0.00
172	Veerapandi	52.5	35	12	23	0	33	11	22	0	0.00
173	Vellakoil	121.5	81	36	45	0	35	23	12	0	0.00
174	Vellimalai	118.5	79	75	3	1	53	51	2	0	0.00
175	Vengampudur	25.5	17	17	0	0	17	17	0	0	0.00
176	Verklambi	187.5	125	125	0	0	67	67	0	0	0.00
177	Vilavur	79.5	53	51	2	0	40	40	0	0	0.00
178	Villukuri	52.5	35	35	0	0	35	35	0	0	0.00
											186.60

Out of Approved 197 BLC projects, details of 178 BLC projects have been entered in PMAY(U)-MIS.

5