

PAO(Sectt.)/HUA/Admin/Advice/2020-21/1722-23

GOVERNMENT OF INDIA

PAO(Sectt.), Ministry of Housing and Urban Affairs

507-C Wing, Nirman Bhawan, New Delhi

Telephone No: 23062664 Fax No: 23062664

To,  
The General Manager,  
Reserve Bank of India,  
Central Accounts Section,  
Additional Office Building,  
East High Court Road,  
NAGPUR - 440 001

Code No:	707
Advice No:	552
Advice Date:	17/02/2021

Sir,

Please debit our account with Rs.26,95,09,500/- (Twenty Six Crore Ninety Five Lakh Nine Thousand Five Hundred Only.) by contra credit to the following accounts of the Governments with the amounts mentioned against each:

Month and Year of Accounts: February,2021

The Amount to be Settled: February,2021

Sl.No.	Name of the State	State Code	Scheme Code	Amount	Sanction No. and Date
1	WEST BENGAL	116	1989-STATE AND UT GRANTS UNDER PMAY (URBAN)	26,95,09,500	N-11011/12/2017-HFA-III-UD (CN 9031361) dated 16/02/2021
GRAND TOTAL:				26,95,09,500	

Signature of the authorized official

(Pawan Kumar Bhatnagar)

Sr. Accounts Officer

1. O/o the Accountant General (A&E), West Bengal, Treasury Building, Kolkata-700001
2. Sh. Vinod Gupta, US (HFA-III), M/o Housing and Urban Affairs, New Delhi-110011

Pawan Kumar Bhatnagar  
Sr. Accounts Officer

① AO - HFA

② Mon - Cell BND <sup>25/2/21</sup>

③ MIS - HFA

④ <sup>24/2/21</sup>

Government of India  
Ministry of Housing and Urban Affairs  
(HFA-III)

Nirman Bhawan, New Delhi.  
Dated 16 February, 2021

To

**Pay and Accounts Officer (Sectt.),**  
Ministry of Housing and Urban Affairs,  
Nirman Bhawan,  
New Delhi -11

**Sub: Release of Central Assistance under Pradhan Mantri Awas Yojana-Urban [PMAY-U] Housing for All Mission to State Govt. of West Bengal for the financial year 2020-21.**


Sir,

The undersigned is directed to convey the Sanction of the President of India to release of **Rs. 26,95,09,500/- (Rupees Twenty Six Crore Ninety Five Lakh Nine Thousand Five Hundred only) to State Govt. of West Bengal** as 3<sup>rd</sup> instalment of central grant for Creation of Capital Assets under Pradhan Mantri Awas Yojana –Urban [PMAY-U] for the FY 2020-21.

2. The statement showing details of the **17 BLC** projects (out of 38 BLC projects) considered in 6<sup>th</sup> CSMC meeting against which the above Grant is released towards 3<sup>rd</sup> instalment of the Central Assistance is **annexed**.

3. Based on decision and recommendations of CSMC under Pradhan Mantri Awas Yojana –Urban [PMAY-U] in its **6<sup>th</sup> meeting held on 18<sup>th</sup> February 2016**, the amount of central grant is being released subject to the following conditions:

- i. The funds shall be utilized for the purpose and within the selected categorized beneficiaries, for which these are given. Otherwise these will have to be refunded along with interest as per provisions under GFR-2017.
- ii. The expenditure on the implementation of the scheme/projects will shared between the Central and the State/ULB/Implementing Agency (IA) as committed. The committed State share should also be released within 15 days from the date of receipt of Central Assistance in the SLNA account. In case of shortfall of State/ULB/IA share, corresponding amount of Central share will be deducted from the subsequent releases for the projects.
- iii. The funds including Central Assistance and State share will thereafter be released by the State/UT Government to the implementing agencies without any delay failing which the amount would be recovered from the State/UT Government with interest, as applicable, for the period of default.
- iv. Necessary sanctions/approvals/compliances required under the statutory or other regulatory regime as applicable would be obtained by the authority(ies) concerned with the project(s).
- v. The State Government and implementing agency shall put in place a monitoring system to ensure that the project(s) achieve scheduled milestone and envisaged outcomes including implementation of reforms and other contingencies required under the scheme.
- vi. The funds shall utilize the grant in accordance with the approved guidelines for the implementation of the scheme of PMAY-U Mission.



- vii. The State Government shall furnish the Utilization certificates of the Grant released in the prescribed format as per GFR-2017 as provided in the scheme guidelines.
- viii. Where there is an element of cash transfer to individual beneficiaries, the same may be made through DBT/EAT Module of PFMS as applicable. The State Government shall submit an authenticated certificate from the bank showing complete details of disbursement of funds to each beneficiary before further releases for the projects.
- ix. The State Government shall ensure the geo-tagging of all houses approved under BLC component of PMAY-U Mission.
- x. State Government shall ensure that the specifications of the houses conform to NBC/IS Standards and that requisite infrastructure will be provided by the State Government/ULB.
- xi. The State Government shall ensure quality monitoring of the said projects by Third Party Quality Monitoring Agency (TPQMA) in 2-3 visits and submit the Action Taken Report (ATR) on the observations/recommendations of TPQMA before release of balance amount of 3<sup>rd</sup> and final instalment of Central assistance.
- xii. The balance amount of 3<sup>rd</sup> and final instalment of Central Assistance will be released contingent of achieving all mandatory reforms, completion of projects including construction of houses and infrastructure in each project and submission of project completion reports for all approved projects as per Annexure 9 of the Mission Guidelines.
- xiii. The State Government should ensure that there is no violation of Model Code of Conduct while releasing funds to implementing Agencies/ULBs/Beneficiaries.

4. Additional allocation through 2<sup>nd</sup> supplementary Demand for Grants 2020-21 for PMAY-U is yet to be received. Therefore, in pursuance to the DEA O.M. No. 7/41/2019-BA (Pt. I) dated 06.01.2021 conveying authorization for incurring excess expenditure of Rs. 6000.00 crore over and above BE allocation for PMAY-U by invoking Appendix-10 under Rule 61 and 69 of GFR 2017, the expenditure involved will be debited from head **3601.06.502.01.01.35 (Other than SC/ST Components)** under Demand No. 57 of M/o HUA for the year 2020-21 and will be transferred to the following head of account on regularization after receiving the 2<sup>nd</sup> SDG 2020-21:

<b>Major Head:</b>	<b>3601</b>	Grants-in-aid to State Governments
<b>Sub-Major Head</b>	<b>06</b>	Centrally Sponsored Scheme
<b>Minor Head</b>	<b>101</b>	<b>Central Assistance / Share</b>
<b>Sub Head</b>	<b>31</b>	Pradhan Mantri Awas Yojana -Urban
<b>Detailed Head</b>	<b>01</b>	Assistance to State Govts for PMAY-U
<b>Object Head</b>	<b>31.01.35</b>	Grants for Creation of Capital Assets

5. The amount will be credited to the State Government's account in RBI as per procedure laid down by Ministry of Finance, Department of Expenditure vide O.M. No. F-II (45/76/SC) dated 22.02.1977.

6. As per rule 236(1) of GFR, 2017, the relevant accounts of the Grantee institution(s)/ Organisation(s) shall be open to inspection by the sanctioning authority and audit, both by the Comptroller and Auditor General of India under the provision of CAG (DPC) Act 1971 and internal audit by the Principal Accounts Office of the Ministry or Department, whenever the Institution or Organisation is called upon to do so.


*Handwritten signature*

7. Requisite UCs for release of 3<sup>rd</sup> instalment of Central assistance has been received from the State Government of West Bengal.

8. This issues with the concurrence of the Finance Division vide their No.# 120-124(E: 9031361) dated 12.02.2021.

10. This sanction has been registered at S.No. <sup>297</sup> in the Sanction Register of HFA Directorate (HFA.III Section) of the Ministry of HUA for the year 2020-21.

Yours faithfully,




(Vinod Gupta)

Under Secretary to the Government of India  
Tele No. 011-23062859

Copy to:-

1. The Principal Secretary, Urban Development & Municipal Affairs Department, Government of West Bengal, Kolkata, West Bengal.
2. Mission Director, SUDA, ILGUS Bhawan, HC-Block, Sector-3, Bidhannagar, Kolkata-700106, West Bengal.
3. Accountant General (A&E), West Bengal
4. CCA, MoHUA
5. Director, IFD, MoHUA
6. Deputy Secretary (Budget), MoHUA
7. NITI Aayog, SP Divn. / DR Divn. New Delhi
8. O/o CGA, MahalekhaNiyankBhavan, New Delhi.
9. Dy. Chief (MIS/DRMC), HFA Directorate to place this sanction at appropriate place on the Website of the Ministry.
10. Director (HFA-3), MoHUA.
11. PMU (MIS), HFA Directorate
12. AO (HFA), MoHUA
13. Sanction folder.
14. File Copy



(Vinod Gupta)

Under Secretary to the Government of India

1384341/2017/HFA-III SECTION

সূত্র

রাজ্য নগর উন্নয়ন সংস্থা

SUDA

## STATE URBAN DEVELOPMENT AGENCY

"ইলগাস ভবন", এইচ-সি ব্লক, -সেক্টর-৩, বিধাননগর, কলকাতা ৭০০ ১০৬, পশ্চিমবঙ্গ।

"ILGUS BHAVAN", H-C Block, Sector-III, Bidhannagar, Kolkata 700 106, West Bengal.

SUDA - 202/2017/৭৫২

Date: 31/08/2018

From: Director, SUDA  
& Mission Director PMAY-HFA(U)To: The Joint Secretary  
& Mission Director PMAY-HFA(U)  
Nirman Bhawan, New DelhiSub: Submission of Utilisation Certificates for One Hundred and Seven (107) Projects out of One Hundred and Eight (108) Projects sanctioned in FY 2015-16 under PMAY-HFA(U) for claiming 3<sup>rd</sup> and Final Instalment of Central Share

Sir,

Please find enclosed the Utilisation Certificates for One Hundred and Seven (107) Projects out of One Hundred and Eight (108) projects sanctioned in FY 2015-16 under PMAY-HFA(U) in West Bengal with sanctioned amount of Rs. 837.768 Crores as 1<sup>st</sup> & 2<sup>nd</sup> Instalment of Central Share against which Utilisation amounting to Rs. 777.72 Crores (i.e. 92.83%) has been incurred. The details are mentioned hereunder:

Sanction Order No	Number of Projects	Sanctioned Amount (Rs. in Crores)	Utilised Amount (Rs. in Crores)	Utilisation %
• N-1011/47/2015-HFA-3(FTS 14200) Dated 29-12-2015 & 21-07-2016	70	532.278	494.74	92.95%
• N-11012/2/2017-HFA-III-UD(CN 9031419) Dated 27-03-2018 & 16-02-2018				
• N-11011/47/2015-HFA-3(PL) (FTS-14864) Dated 21-09-2016	38	305.490	282.98	92.63%
• N-11011/12/2017-HFA-III-UD (CN 9031361) Dated 30-03-2018				
<b>Total</b>	<b>108</b>	<b>837.768</b>	<b>777.72</b>	<b>92.83%</b>

We hereby request for release of 3<sup>rd</sup> & final instalment amounting to Rs. 285.432 Crores. Statements showing ULB wise Financial and Physical Progress of Projects under PMAY-HFA(U) are attached herewith for your perusal and kind consideration.

Yours faithfully,

*Orin*  
31/8/18

DIRECTOR, SUDA  
&  
MISSION DIRECTOR, PMAY-HFA(U)

Enclosure : As stated

SUDA - 202/2017/

Copy forwarded for information to P.S. To Secretary, M.A. Department. For kind information of Secretary

*Orin*  
31/8/19

DIRECTOR, SUDA  
&  
MISSION DIRECTOR, PMAY-HFA(U)

দুরভাষ: ২৩৫৮ ৬৪০০/৬৪২১/৫৭৬৭, ফ্যাক্স: ২৩৫৮-৫৮০০

Tel: 2358-6403/6421/5767, Fax: 2358-5800, E-Mail: wbsudadir@gmail.com

1384341/2019/HFA-III SECTION



রাজ্য নগর উন্নয়ন সংস্থা



## STATE URBAN DEVELOPMENT AGENCY

"ইলগাস ভবন", এইচ-সি ব্লক, সেক্টর-৩, বিধাননগর, কলকাতা ৭০০ ১০৬, পশ্চিমবঙ্গ।  
 "ILGUS BHAVAN", H-C Block, Sector-III, Bidhannagar, Kolkata 700 106, West Bengal

SUDA- 52/2018(Part-1) 1028

Dated : 10/9/2018

From : Director

To : Sri S.C. Jana

The Deputy Secretary

Ministry of Housing &amp; Urban Affairs, Government of India

Sub : Extra Budgetary Resources (EBR) under PMAY- HFA(U)

Sir,

I would like to inform you that filled-up format in connection with Extra Budgetary Resources (EBR) under PMAY- HFA(U) as per desired format is appended herewith:

(Rs. In Lakh)			
Amount of EBR fund received	Amount of the EBR fund transferred to ULBs/IAs	Amount of UCs submitted out the EBR fund	Remarks, if any.
13019.64	13019.64	12238.46 (94%)	UC Sent already to MoHUA,GoI

This is for your kind perusal and necessary action:

Thanking You,

Yours faithfully,

  
Director

Dated : 10/9/2018

SUDA- 52/2018(Part-1) 1028/1

Copy forwarded for information to Sr. PA to the Principal Secretary, UD & MA Department,  
 Government of West Bengal

  
Director

দুরভাস ২০৫৮ ৬৪০০/৬৪২১/৫৭৬৭, ফ্যাক্স : ২০৫৮৫৮০০

Tel: 2358-6403,6421,5767, Fax: 2358-5800, E-Mail: [wbsudadir@gmail.com](mailto:wbsudadir@gmail.com)

## 1384341/2019/HFA-III SECTION

**Name of the Scheme : Pradhan Mantri Awas Yojana - Housing for All (Urban)**

**Financial Year : 2015-16**

**Phase - 1 : 70 ULBs**

Sl No	Govt. Order and date	Central Share ( in Rs.)			% Utilized
		Received	Released	Utilized	
1	N-11011/47/2015-HFA-III/FTS-14200 Dated 29/12/2015	87,51,30,000	87,51,30,000	87,51,30,000	100.00
2	N-11011/47/2015-HFA-III/FTS-14200 Dated 29/12/2015	1,33,63,000	1,33,63,000	1,33,63,000	100.00
3	N-11011/47/2015-HFA-3 (FTS-14200) Dated 21/07/2016	1,74,64,86,000	1,74,64,86,000	1,74,64,86,000	100.00
4	N-11011/47/2015-HFA-3 (FTS-14200) Dated 21/07/2016	18,80,21,000	18,80,21,000	18,80,21,000	100.00
5	N-11012/2/2017-HFA-III-UD (CN 9031419) Dated 16/02/2018	1,19,78,16,000	1,19,78,16,000	90,05,54,000	75.18
6	N-11012/2/2017-HFA-III-UD (CN 9031419) Dated 27/03/2018	1,30,19,64,000	1,30,19,64,000	1,22,38,46,000	94.00
<b>Total:-</b>		<b>5,32,27,80,000</b>	<b>5,32,27,80,000</b>	<b>4,64,74,00,000</b>	<b>92.95</b>

**Phase - 2 : 38 ULBs**

Sl No	Govt. Order and date	Central Share ( in Rs.)			% Utilized
		Received	Released	Utilized	
1	N-11011/47/2015-HFA-III/FTS-14200 Dated 29/12/2015	1,04,00,000	1,04,00,000	1,04,00,000	100.00
2	N-11011/47/2015-HFA-III/FTS-14200 Dated 29/12/2015	17,33,70,000	17,33,70,000	17,33,70,000	100.00
3	N-11011/47/2015-HFA-3 (FTS-14200) Dated 21/07/2016	1,48,60,30,000	1,48,60,30,000	1,48,60,30,000	100.00
4	N-11011/47/2015-HFA-3 (FTS-14200) Dated 21/07/2016	49,12,99,000	49,12,99,000	49,12,99,000	100.00
5	N-11012/2/2017-HFA-III-UD (CN 9031419) Dated 16/02/2018	51,19,92,000	51,19,92,000	51,19,92,000	100.00
6	N-11012/2/2017-HFA-III-UD (CN 9031419) Dated 27/03/2018	38,18,09,000	38,18,09,000	15,67,09,000	41.04
<b>Total:-</b>		<b>3,05,49,00,000</b>	<b>3,05,49,00,000</b>	<b>2,62,98,00,000</b>	<b>92.63</b>

## Form GFR 19 – A

[See Rule 212 (1)]

Form of Utilisation Certificate

1. Certified that out of Rs. 532,27,80,000.00 (Rupees Five Hundred Thirty Two Crore Twenty Seven Lakh Eighty Thousand only) Grants-in-aid sanctioned during the year 2015 – 16 in favour of Government of West Bengal vide Ministry of Housing and Urban Poverty Alleviation (MoHUPA)'s Letter no. given in the table below, and Rs. 0.00 (Rupees Nil) on account of unspent balance of the previous year, a sum of Rs. 494.74 Crores (Rupees Four Hundred Ninety Four Crore Seventy Four Lakh only) has been utilized (including UC of Rs. 267.59 Crores submitted earlier) for 70 Projects (ULBs) (as per Annexure – A1) out of the 70 Projects for the purpose of Pradhan Mantri Awas Yojana (Housing for All – Urban), for which it was sanctioned and that the balance of Rs. 0.00 (Rupees Nil) remaining unutilised at the end of the year will be adjusted towards the Grants-in-aid payable during the next year.

Sl No	Letter No. and date	Amount (Rs.)
1	N-11011/47/2015-HFA-III/FTS-14200 Dated 29/12/2015	87,51,30,000
2	N-11011/47/2015-HFA-III/FTS-14200 Dated 29/12/2015	1,33,63,000
3	N-11011/47/2015-HFA-3 (FTS-14200) Dated 21/07/2016	174,64,86,000
4	N-11011/47/2015-HFA-3 (FTS-14200) Dated 21/07/2016	18,80,21,000
5	N-11012/2/2017-HFA-III-UD (CN 9031419) Dated 16/02/2018	119,78,16,000
6	N-11012/2/2017-HFA-III-UD (CN 9031419) Dated 27/03/2018	130,19,64,000
	<b>Total:-</b>	<b>532,27,80,000</b>


2. Certified that I have satisfied myself that the conditions on which the grants-in-aid was sanctioned have been duly fulfilled/ are being fulfilled and that I have exercised the following checks to see that the money was actually utilised for the purpose for which it was sanctioned.


3. Physical progress of the projects, where Government of India grants have been utilised, is en-closed.

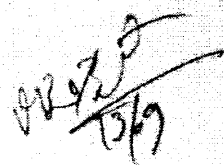
**Kinds of checks exercised**

1. At least 10% of the measurements have been checked through Executive Engineer level.
2. Proper records of material testing for quality assurance are checked.
3. Proper records maintained for the material consumed on the site.
4. Beneficiary contribution has been deposited at their respective Bank accounts

  
Financial Advisor,  
SUDA

  
Director, SUDA &  
Mission Director,  
Housing For All (Urban)

  
Secretary,  
UD & MA Department,  
Govt. of West Bengal

  
13/9



**Pradhan Mantri Awas Yojana  
Housing for All (Urban) Mission Directorate**

**Format for Physical Progress of Projects Approved under the Mission**

Name of State: West Bengal  
Name of the State Nodal Agency: State Urban Development Authority

**Component I : Slum rehabilitation in partnership with Private Sector**

(In Rs. Crs.)

Sl.No.	Title of the project - Beneficiary Led Construction under PMAY-HFA(U), West Bengal	No. of EWS houses Approved	Approved Project Cost	Approved Gov Support	Approved Other Funds (State Share+ ULB Share+ Beneficiary Contribution)	Funds Utilised	
						GOI	Others
NA	NA	NA	NA	NA	NA	NA	NA

**Component II : Affordable Housing in Partnership**

(In Rs. Crs.)

Sl.No.	Title of the project - Beneficiary Led Construction under PMAY-HFA(U), West Bengal	No. of EWS houses Approved	Approved Project Cost	Approved Gov Support	Approved Other Funds (State Share+ ULB Share+ Beneficiary Contribution)	Funds Utilised	
						GOI	Others
NA	NA	NA	NA	NA	NA	NA	NA

**Component III: Subsidy for Individual Beneficiary for House construction/ enhancement**

**A) Financial Progress of different Urban Local Bodies**

(In Rs. Crs.)

Sl.No.	Title of the project - Beneficiary Led Construction under PMAY-HFA(U), West Bengal	No. of EWS houses Approved	Approved Project Cost	Approved Gov Support	Approved Other Funds (State Share+ ULB Share+ Beneficiary Contribution)	Funds Utilised	
						GOI	Others
1	Arambagh Municipality	900	36.43	10.44	17.87	9.35	13.90
2	Ashoknagar-Kalyangarh Municipality	892	36.11	12.16	20.76	10.60	15.77
3	Baranagar Municipality	70	2.83	0.52	0.93	0.52	0.93
4	Barrackpore Municipality	315	12.75	1.89	3.20	1.62	1.82
5	Baruipur Municipality	128	5.18	1.58	2.69	1.58	2.16
6	Bhadreshwar Municipality	130	5.26	1.07	1.69	0.73	1.20
7	Birnagar Municipality	1287	52.10	18.34	31.43	18.34	29.57
8	Bolpur Municipality	1193	48.29	17.00	28.65	15.30	24.39
9	Bongaon Municipality	1500	60.72	21.03	35.84	20.47	29.81
10	Chakdah Municipality	479	19.39	6.63	11.18	5.90	9.66
11	Chandernagore Municipal Corporation	900	36.43	12.82	20.95	12.17	18.28
12	Chandrakona Municipality	1435	58.09	19.89	31.62	19.89	24.82
13	Contai Municipality	1200	48.58	16.32	27.79	16.32	24.22
14	Coochbehar Municipality	319	12.91	1.42	2.21	0.43	0.80
15	Coopers Camp Notified Area Authority	360	14.57	5.15	8.78	5.15	7.52
16	Dainhat Municipality	663	26.84	3.98	6.48	3.70	4.76
17	Dalkhola Municipality	863	34.93	10.51	17.88	9.03	13.15
18	Dankuni Municipality	1043	42.22	11.03	18.83	9.39	13.62
19	Dhuliyon Municipality	700	28.34	6.59	11.52	6.33	10.66
20	Dhupguri Municipality	1489	60.27	13.89	24.94	13.89	21.52

## 1384341/2019/HFA-III SECTION

Sl.No.	Title of the project - Beneficiary Led Construction under PMAY-HFA(U), West Bengal	No. of EWS houses Approved	Approved Project Cost	Approved Gol Support	Approved Other Funds (State Share+ ULB Share+ Beneficiary Contribution)	Funds Utilised	
						GOI	Others
21	Dubrajpur Municipality	420	17.00	5.92	10.07	5.72	8.39
22	Dum Dum Municipality	21	0.85	0.28	0.49	0.27	0.49
23	Egra Municipality	968	39.18	13.76	23.43	13.66	20.04
24	English Bazar Municipality	1143	46.27	5.83	8.21	4.20	4.28
25	Garulia Municipality	314	12.71	4.47	7.67	4.08	6.07
26	Gayeshpur Municipality	605	24.49	6.92	11.78	6.03	8.75
27	Ghatal Municipality	830	33.60	11.25	18.42	11.20	17.47
28	Gobardanga Municipality	1120	45.34	15.86	26.99	15.43	26.15
29	Haldibari Municipality	379	15.34	5.40	9.26	5.40	8.08
30	Halisahar Municipality	2022	81.85	18.84	34.73	18.26	27.38
31	Haringhata Municipality	700	28.34	10.02	17.10	10.02	16.09
32	Hooghly-Chinsurah Municipality	186	7.53	0.81	1.44	0.66	1.24
33	Jaipalguri Municipality	1290	52.22	16.81	28.71	15.21	25.07
34	Jangipur Municipality	345	13.97	4.91	8.42	4.48	7.28
35	Jhalda Municipality	1099	44.49	3.66	5.28	0.22	0.40
36	Kaliaganj Municipality	1308	52.95	18.38	31.38	17.01	24.95
37	Kanchrapara Municipality	238	9.63	1.09	1.85	0.80	1.46
38	Kandi Municipality	1474	59.67	17.93	30.17	15.83	23.65
39	Katwa Municipality	265	10.73	3.41	5.58	3.41	5.13
40	Kharagpur Municipality	1000	40.48	7.51	13.40	6.63	10.73
41	Kharar Municipality	207	8.38	2.95	5.03	2.91	4.70
42	Khardah Municipality	271	10.97	2.61	4.80	2.41	3.71
43	Khirpai Municipality	400	16.19	5.70	9.43	5.70	8.57
44	Konnagar Municipality	802	32.46	9.47	16.22	8.27	13.49
45	Krishnanagar Municipality	426	17.24	5.31	9.34	5.31	9.34
46	Madhyamgram Municipality	446	18.05	5.66	9.91	5.26	7.83
47	Mal Municipality	457	18.50	6.51	10.51	6.51	9.00
48	Mathabhanga Municipality	63	2.55	0.89	1.52	0.81	1.41
49	Mekhliganj Municipality	225	9.11	3.04	5.01	2.58	3.98
50	Memari Municipality	404	16.35	3.56	6.38	2.94	4.68
51	Murshidabad Municipality	963	38.98	4.48	7.99	4.48	5.63
52	Nabadwip Municipality	1000	40.48	7.90	13.45	7.23	10.47
53	Nalhati Municipality	235	9.51	1.81	3.24	1.81	3.06
54	New Barrackpore Municipality	208	8.42	2.59	4.42	2.13	3.46
55	North Barrackpore Municipality	25	1.01	0.20	0.35	0.20	0.31
56	North Dum Dum Municipality	60	2.43	0.76	1.31	0.72	1.05
57	Pujali Municipality	760	30.76	4.52	7.71	3.70	5.99
58	Raiganj Municipality	1144	46.31	6.81	10.67	5.36	8.63
59	Ramjibanpur Municipality	733	29.67	10.36	17.72	9.11	13.13
60	Rampurhat Municipality	1341	54.28	18.07	30.81	17.31	27.99
61	Ranaghat Municipality	459	18.58	6.54	11.13	6.54	9.54
62	Rishra Municipality	310	12.55	1.50	4.27	1.46	2.89
63	Sainthia Municipality	160	6.48	1.32	4.03	1.25	3.54
64	Sonamukhi Municipality	739	29.91	9.59	16.01	9.59	15.46
65	South Dum Dum Municipality	175	7.08	2.49	4.24	2.00	2.86
66	Tamralipta Municipality	547	22.14	7.71	13.18	7.19	10.69
67	Tarakeshwar Municipality	90	3.64	1.25	2.05	1.25	2.02
68	Tufanganj Municipality	592	23.96	5.56	9.05	4.80	7.71
69	Uluberia Municipality	1500	60.72	20.49	35.13	19.37	30.91
70	Uttarpara-Kotrung Municipality	715	28.94	7.31	12.50	7.31	12.01
	<b>Total</b>	<b>47650</b>	<b>1904.53</b>	<b>532.28</b>	<b>907.03</b>	<b>494.74</b>	<b>755.72</b>

## 1384341/2019/HFA-III SECTION

## B) Physical progress of different Urban Local Bodies

Sl.No.	Physical progress <sup>2</sup> Title of the project-Beneficiary Led Construction Under PMAY HFA (U), WEST BENGAL	No. of Houses					
		1	2	3	4	5	6
1	Arambagh Municipality	24	10	105	0	0	686
2	Ashoknagar-Kalyangarh Municipality	11	20	30	0	0	792
3	Baranagar Municipality	0	0	0	0	0	45
4	Barrackpore Municipality	0	2	9	0	0	109
5	Baruipur Municipality	2	0	29	0	0	80
6	Bhadreshwar Municipality	0	0	4	0	0	56
7	Bimagar Municipality	0	0	0	0	0	1283
8	Bolpur Municipality	113	7	41	0	0	982
9	Bongaon Municipality	1	3	16	0	0	1357
10	Chakdah Municipality	0	0	27	0	0	438
11	Chandernagore Municipal Corporation	10	35	195	0	0	650
12	Chandrakona Municipality	4	25	979	0	0	419
13	Contai Municipality	0	0	22	0	0	1178
14	Coochbehar Municipality	2	0	28	0	0	50
15	Coopers Camp Notified Area Authority	0	0	0	0	0	357
16	Dainhat Municipality	9	84	426	0	0	120
17	Dalkhola Municipality	47	45	33	0	0	695
18	Dankuni Municipality	9	20	177	0	0	560
19	Dhuliyari Municipality	72	44	543	0	0	0
20	Dhugguri Municipality	264	450	775	0	0	0
21	Dubrajpur Municipality	1	3	18	0	0	392
22	Dum Dum Municipality	0	0	6	0	0	14
23	Egra Municipality	0	1	51	0	0	915
24	English Bazar Municipality	8	51	699	0	0	35
25	Garulia Municipality	0	0	9	0	0	304
26	Gayeshpur Municipality	14	117	215	0	0	192
27	Ghatal Municipality	0	0	2	0	0	787
28	Gobardanga Municipality	0	2	8	0	0	1108
29	Haldibari Municipality	2	120	7	0	0	250
30	Halisahar Municipality	49	99	238	0	0	1168
31	Haringhata Municipality	0	0	0	0	0	700
32	Hooghly-Chinsurah Municipality	0	0	6	0	0	63
33	Jalpaiguri Municipality	0	12	218	0	0	950
34	Jangipur Municipality	0	1	6	0	0	338
35	Jhalda Municipality	270	175	90	0	0	0
36	Kaliaganj Municipality	18	58	867	0	0	350
37	Kanchrapara Municipality	10	5	7	0	0	71
38	Kandi Municipality	82	48	620	0	0	665
39	Katwa Municipality	0	0	0	0	0	238
40	Kharagpur Municipality	31	45	110	0	0	441
41	Kharar Municipality	0	0	66	0	0	140
42	Khurdah Municipality	2	6	7	0	0	215
43	Khirpai Municipality	0	6	9	0	0	385
44	Konnagar Municipality	4	12	25	0	0	626
45	Krishnanagar Municipality	0	0	0	0	0	373
46	Madhyamgram Municipality	2	0	7	0	0	433
47	Mal Municipality	0	5	15	0	0	437
48	Mathabhanga Municipality	1	0	46	0	0	15
49	Mekhliganj Municipality	0	0	0	0	0	15
50	Memari Municipality	8	24	352	0	0	0
51	Murshidabad Municipality	25	418	362	0	0	155

## 1384341/2019/HFA-III SECTION

## C) For Claiming the 3rd and Final Instalment

Sl. No.	Name of the Project (a)	Houses Sanctioned (b)	Houses Completed (c)	Houses Allotted (d)			
				In the name of Woman	In the name of male	In Joint Name	In the name of Transgender
1	Arambagh Municipality	900	707	300	407	0	0
2	Ashoknagar-Kalyangarh Municipality	892	792	270	522	0	0
3	Baranagar Municipality	70	45	21	24	0	0
4	Barrackpore Municipality	315	112	28	84	0	0
5	Baruipur Municipality	128	89	18	71	0	0
6	Bhadreshwar Municipality	130	58	17	0	41	0
7	Bimagar Municipality	1287	1286	346	941	0	0
8	Bolpur Municipality	1193	1028	431	597	0	0
9	Bongaon Municipality	1500	1344	257	1087	0	0
10	Chakdah Municipality	479	465	132	333	0	0
11	Chandernagore Municipal Corporation	900	750	210	540	0	0
12	Chandrakona Municipality	1435	545	378	167	0	0
13	Contai Municipality	1200	1200	193	1007	0	0
14	Coochbehar Municipality	319	54	12	42	0	0
15	Coopers Camp Notified Area Authority	360	357	194	163	0	0
16	Dainhat Municipality	663	322	68	254	0	0
17	Dalkhola Municipality	863	705	172	691	0	0
18	Dankuni Municipality	1043	560	258	511	5	0
19	Dhuliyani Municipality	700	659	119	540	0	0
20	Dhupguri Municipality	1489	785	179	606	0	0
21	Dubrajpur Municipality	420	398	82	316	0	0
22	Dum Dum Municipality	21	20	12	8	0	0
23	Egra Municipality	968	915	95	820	0	0
24	English Bazar Municipality	1143	37	11	26	0	0
25	Garulia Municipality	314	309	74	235	0	0
26	Gayeshpur Municipality	605	222	57	0	165	0
27	Ghatal Municipality	830	772	109	663	0	0
28	Gobardanga Municipality	1120	1108	276	822	10	0
29	Haldibari Municipality	379	250	85	165	0	0
30	Halisahar Municipality	2022	1232	354	878	0	0
31	Haringhata Municipality	700	700	247	186	267	0
32	Hooghly-Chinsurah Municipality	186	63	20	43	0	0
33	Jalpaiguri Municipality	1290	997	183	319	495	0
34	Jangipur Municipality	345	344	117	110	117	0
35	Jhalda Municipality	1099	0	0	0	0	0
36	Kaliaganj Municipality	1308	560	130	428	2	0
37	Kanchrapara Municipality	238	73	23	50	0	0
38	Kandi Municipality	1474	849	226	623	0	0
39	Katwa Municipality	265	238	88	150	0	0
40	Kharagpur Municipality	1000	493	142	351	0	0
41	Kharar Municipality	207	154	10	5	139	0
42	Khardah Municipality	271	232	76	156	0	0
43	Khirpai Municipality	400	168	11	157	0	0
44	Konnagar Municipality	802	608	188	420	0	0
45	Krishnanagar Municipality	426	373	120	253	0	0
46	Madhyamgram Municipality	446	442	104	337	1	0
47	Mal Municipality	457	441	99	342	0	0
48	Mathabhanga Municipality	63	15	5	10	0	0
49	Mekhliganj Municipality	225	225	70	155	0	0
50	Memari Municipality	404	0	0	0	0	0


## 1384341/2019/HFA-III SECTION

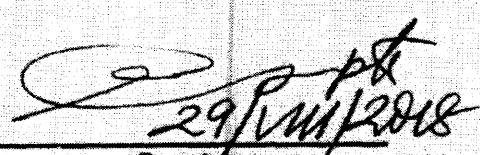
Sl. No.	Name of the Project (a)	Houses Sanctioned (b)	Houses Completed (c)	Houses Allotted (d)			
				In the name of Woman	In the name of male	In Joint Name	In the name of Transgender
51	Murshidabad Municipality	963	351	67	284	0	0
52	Nabadwip Municipality	1000	600	190	410	0	0
53	Nalhati Municipality	235	222	152	70	0	0
54	New Barrackpore Municipality	208	161	34	127	0	0
55	North Barrackpore Municipality	25	14	5	9	0	0
56	North Dum Dum Municipality	60	50	18	32	0	0
57	Pujali Municipality	760	422	45	377	0	0
58	Raiganj Municipality	1144	102	26	76	0	0
59	Ramjibanpur Municipality	733	318	19	299	0	0
60	Rampurhat Municipality	1341	1184	379	805	0	0
61	Ranaghat Municipality	459	440	143	297	0	0
62	Rishra Municipality	310	253	67	243	0	0
63	Sainthia Municipality	160	126	47	79	0	0
64	Sonamukhi Municipality	739	633	143	490	0	0
65	South Dum Dum Municipality	175	36	12	24	0	0
66	Tamralipta Municipality	547	513	117	9	387	0
67	Tarakeshwar Municipality	90	85	19	66	0	0
68	Tufanganj Municipality	592	506	99	407	0	0
69	Uluberia Municipality	1500	1438	1209	229	0	0
70	Uttarpara-Kotrung Municipality	715	438	131	307	0	0
	<b>Total</b>	<b>47050</b>	<b>31993</b>	<b>9539</b>	<b>21255</b>	<b>1629</b>	<b>0</b>

Enclosure: Undertaking

**Undertaking:**

This is to certify that the beneficiaries covered under the above-mentioned project have not been extended benefits under remaining other component of the Mission.

  
 Director, SUDA &  
 Mission Director,  
 Housing For All (Urban)

  
 Secretary,  
 UD & MA Department,  
 Govt. of West Bengal

**Annexure for released of 3rd instalment in 17 BLC Projects (Out of 38 BLC projects) of West Bengal approved in 6th CSMC meeting held on 18.02.2016**

**Annexure to order NO. N-11011/12/2017-HFA-III-UD (C.N. 9031361) dated 16.02.2021**

S.N	City	Central Assistance (Rs. in Lakh)	No. of Beneficiary as per DPR			No. of Beneficiary for which completion Certificate received			No. of Beneficiary attached as on 14.02.2021 as per MIS			No. of Beneficiary Considered for release of 3rd instalment			Already released in 1st instalment (Rs. in Lakh)			Already released in 2nd instalment (Rs. in Lakh)			To be release in 3rd instalment (Rs. in Lakh)					
			Other than SC/ST	SC	ST	Total	Other than SC/ST	SC	ST	Total	Other than SC/ST	SC	ST	Total	Other than SC/ST	SC	ST	Total	Other than SC/ST	SC	ST	Total	Other than SC/ST	SC	ST	
1	Alipurdwar	600.00	342	58	0	400	344	56	0	396	340	56	0	396	213.2	26.2	0.62	195.432	40.97	0	0	100.748	16.83	0.000		
2	Baduria	2410.50	1445	140	22	1607	1722	299	3	1524	1219	298	3	1520	943.2	20.7	0.31	121.904	339.32	57.544	0	545.542	86.98	0.000		
3	Baughat	687.00	344	84	30	458	345	75	8	428	342	74	8	424	236.1	34.9	3.77	141.892	43.08	18.215	0	125.023	33.02	0.000		
4	Barkura	1078.50	392	321	6	719	284	361	1	646	312	399	1	712	362.2	67.9	1.34	0	417.14	7.286	0	56.674	56.46	0.000		
5	Bishnupur	850.50	462	103	2	567	441	113	2	556	310	243	3	556	306.4	33	0.74	79.967	257.37	26.476	0	60.417	120.87	0.000		
6	Chamodani	993.00	564	98	0	662	550	49	1	600	606	53	1	660	368.8	27.5	0.91	42	0	0	0	414.200	46.00	0.590		
7	Dinhat	289.50	168	25	0	193	164	23	0	187	166	23	0	189	104	11.7	0.13	89.077	17.12	0	0	52.793	5.68	0.000		
8	Durgapur	349.50	155	76	2	233	155	67	1	223	160	69	1	230	124.7	0	15.14	56.196	81.6	0	0	37.964	18.90	0.000		
9	Gangarampur	1222.50	460	310	45	815	378	321	96	735	420	354	39	813	378	311	35	735	442.5	42.1	4.31	30.253	353.86	308.65	85.54	
10	Gukara	244.50	49	97	17	163	45	73	35	153	49	72	35	152	69.8	26.3	1.71	0	71.91	33.499	0	2.300	9.79	17.291		
11	Haldia	2439.00	1601	25	0	1626	1282	303	0	1585	1333	286	0	1619	1144	286	0	1430	691.3	82.3	1.93	297.855	760.87	0	574.915	85.83
12	Kamrhati	714.00	465	11	0	476	424	3	0	427	452	4	0	456	424	3	0	427	254.5	27	4.09	247.2	0	0	130.210	22.50
13	Old Malda	1429.50	759	194	0	953	670	240	0	910	673	237	0	910	536.9	34.2	0.76	261.135	247.06	0	0	206.205	74.24	0.000		
14	Panskura	1473.00	941	22	19	982	820	58	10	888	898	68	11	972	579.1	9.1	1.08	61.254	61.75	116.758	0	486.608	16.15	0.000		
15	Suri	357.00	196	24	18	238	129	104	5	238	120	101	4	225	113.4	28.7	0.78	31.828	96.15	10.648	0	29.344	26.65	0.000		
16	Tarapur	427.50	243	42	0	285	228	35	0	263	228	35	0	263	148.4	21.1	1.48	129.715	22.08	0	0	62.405	9.32	0.000		
17	Taki	222.00	99	48	1	148	93	54	0	147	94	54	0	148	59.9	28.6	0.31	51.43	36.17	0	0	27.860	16.23	0.000		
	<b>Total</b>	<b>13787.5</b>	<b>8685</b>	<b>1678</b>	<b>162</b>	<b>10325</b>	<b>7574</b>	<b>2234</b>	<b>102</b>	<b>9910</b>	<b>7722</b>	<b>2421</b>	<b>106</b>	<b>10249</b>	<b>7177</b>	<b>2208</b>	<b>101</b>	<b>9486</b>	<b>5754.4</b>	<b>521.3</b>	<b>39.4</b>	<b>1831.1</b>	<b>2346.5</b>	<b>579.08</b>	<b>444.250</b>	<b>17.881</b>

